

Curriculum & Instruction/Technology Committee Meeting

Dr. Anysia R. Treviño
Deputy Superintendent
Curriculum & Instruction and HR
January 26, 2023

Recognitions of Campuses

NO LONGER IDENTIFIED AS TARGETED OR ADDITIONAL TARGETED



Campuses Exiting Targeted and Additional Targeted Support Identification for 2022

- **No longer identified as Targeted Support Schools:**
 - **Garcia Middle School** exited after improving in Domain 3: Closing the Gaps: Academic Growth. Garcia MS met level performance with Emergent Bilingual student in reading and math.
 - **Skinner Elementary** exited after improving in Domain 3: Closing the Gaps: Academic Achievement. Skinner Elementary met level performance for Special Education student in reading and math and STAAR overall performance.
 - **Vermillion Elementary** exited after improving in Domain 3: Closing the Gaps: Academic Achievement. Vermillion Elementary met level performance for Special Education students in reading and overall student STAAR performance.
 - **No longer identified as Additional Targeted Support School:**
 - **Palm Grove Elementary** exited in Domain 3: Closing the Gaps. Palm Grove Elementary no longer met criteria to be identified as a Targeted School for 2022 for Special Education student performance.
-



CAMPUS RECOGNITIONS

No longer identified as Targeted Support Schools:

- *Garcia Middle School*
 - Principal: Luis Segura
- *Skinner Elementary*
 - Principal: Mary Rodriguez
- *Vermillion Elementary*
 - Dean: Ada Fernandez

No longer identified as Additional Targeted Support School:

- *Palm Grove Elementary*
 - Principal: Patricia Chacon

Presentation of Pathways/Endorsements

FOR ENTERING HIGH SCHOOL FRESHMAN

Endorsements



STEM



Business & Industry



Arts & Humanities



Public Services



Multidisciplinary Studies


STEM



CTE

STEM

- Engineering
- Aerospace Engineering
- Computer Science/ Cybersecurity



NON-CTE

Mathematics

Science

BUSINESS & INDUSTRY

CTE

- **Agriculture, Food & Natural Resources**

- Animal Systems
- Applied Agricultural Engineering

- **Architecture & Construction**

- Architectural Design
- Carpentry
- Building Trades
- HVAC
- Electrical Technology

- **Arts, Audio Visual Technology & Communication**

- Digital Communications
- Design and Multimedia Arts

- **Business, Marketing and Finance**

- Business Management
- Accounting and Financial Services



BUSINESS & INDUSTRY

CTE

- **Hospitality and Tourism**
 - Culinary Arts
- **Information Technology**
 - Web Development
 - Information Technology Support and Services
- **Manufacturing**
 - Manufacturing Technology
 - Welding
 - Pipefitting/Welding
 - Mechatronics (PTECH)
- **Transportation, Distribution and Logistics**
 - Automotive
 - Collision Repair
 - Distribution and Logistics

NON - CTE

- Newspaper
- Journalism
- Yearbook



Hospitality
& Tourism



Information
Technology



Manufacturing



Transportation,
Distribution
& Logistics

ARTS & HUMANITIES

NON – CTE

- Music
- Dance
- Theater
- Visual Arts
- Social Studies
- Bi-Language Literacy
- 5 Social Studies credits from Chapter 113
- 4 levels of one LOTE from Chapter 114
- 4 credits of 2 combinations of 2 different LOTE levels from Chapter 114
- 4 Levels of American Sign Language from Chapter 114
- 4 credits of Fine Arts from one or two categories taken in a coherent sequence from Chapter 117
- 4 English credits selected from 74.13 (f)(4)(F)



**Arts, A/V Technology
& Communications**

PUBLIC SERVICE

CTE

- **Education**
 - Teaching & Training
- **Health Science**
 - Healthcare Diagnostics
 - Exercise Science and Wellness
 - Health Service Technology (PTECH)
- **Human Services**
 - Cosmetology
- **Law and Public Service**
 - Law Enforcement
 - Security Services
 - Legal Studies
 - Emergency Services
- **STEM**
 - Biomedical Science
 - (PLTW)



**Education
& Training**



Health Science



**Law, Public Safety,
Corrections
& Security**

Non-CTE

- JROTC

MULTIDISCIPLINARY STUDIES

Additional Option

- 4 Advanced CTE courses

Or

- 4 credits in each of the foundation core areas (include English IV and chemistry and/or physics)

Or

- 4 credits in Advanced Placement or Dual Credit Courses



Student Requirement (Pre-K3/4)

Prekindergarten (PK3) Requirements

FULL-DAY 3-YEAR-OLD STUDENTS

- Student's birth certificate
- Immunization records
- Proof of residence (current utility bill, lease agreement or rental receipt)
- Parent/guardian photo identification

ON OR AFTER APRIL 1st 2023 PARENTS MUST:

- Provide current proof of income (eligibility of lunch status)
- Complete Home Language Survey

ELIGIBLE

- Three (3) years old on or before September 1, 2023

ADDITIONAL INFORMATION

- Social Security Number is NOT required. If available, Social Security Numbers are requested to be used for identification purposes
- District will close any Pre-K 3-Year-Old Program at a campus that does not meet minimum enrollment capacity.
- Prekindergarten students will be tested during the months of April-May to determine (Bilingual / ESL) eligibility. Schools will provide you the time and date to test your child.
- Potty-trained preferred.



Prekindergarten (PK4) Requirements

PK4 ALL Program

- Student's birth certificate
- A copy of the child's records from the school most recently attended (if applicable)
- Immunization records
- Proof of residence (current utility bill, lease agreement or rental receipt)
- Parent/guardian photo identification

ON OR AFTER APRIL 1st 2023 PARENTS MUST:

- Provide current proof of income (eligibility of lunch status)
- Complete Home Language Survey

ELIGIBLE

- Four (4) years of age on or before September 1, 2023.

ADDITIONAL INFORMATION

- Social Security Numbers are NOT required. If available, Social Security Numbers are requested to be used for identification purposes.
- All eligible students report to their school of choice to register.
- Prekindergarten classes will be in session on a full-day basis.



Teacher Vacancy Updates

Overall Vacancies- Campuses

	Certified		Classified		Total	
	Regular	Special Ed	Regular	Special Ed	Certified	Classified
High Schools	20	5	3	16	25	19
Alternatives	3	0	1	0	3	1
Middle Schools	8	7	4	9	15	13
Elementary Schools	18	13	18	11	31	29
Total	49	25	26	36	74	62

Hanna Cluster (Secondary)

Hanna ECHS					
Certified			Classified		
Position	Reg Ed	Sp Ed	Position	Reg Ed	Sp Ed
English	1		Special Ed Lifeskills Aide		1
Math	2		Special Ed Resource Aide		2
Social Studies	1		Data Clerk (PR Pending)	1	
Special Ed Hearing Impaired		1			
Special Ed Lifeskills		1			
Nurse	1				
Assistant Principal	1				
Oliveria MS					
Position	Reg Ed	Sp Ed	Position	Reg Ed	Sp Ed
Exploring Careers	1		Special Ed. BI Aide		1
Assistant Principal	1		Special Ed. Lifeskills Aide		1
Secondary	8	2	Secondary	1	5

Hanna Cluster (Elementary)

Burns ES					
Certified			Classified		
Position	Reg Ed	Sp Ed	Position	Reg Ed	Sp Ed
Kinder BII	1				
Egly ES					
Position	Reg Ed	Sp Ed	Position	Reg Ed	Sp Ed
Pre Kinder 4	1		Interpreter Regional School for Deaf		3
			Three Year Old Program Aide	1	
			Library Aide (PR Pending)	1	
			Special Ed. BI Aide		1
Paredes ES					
Position	Reg Ed	Sp Ed	Position	Reg Ed	Sp Ed
Pre Kinder 3	1		Library Aide (PR Pending)	1	
Dean (PR Pending)	1				
Perez ES					
			Position	Reg Ed	Sp Ed
			Special Ed. One to One Aide		1
Elementary	4	0	Elementary	3	5
Secondary	8	2	Secondary	1	5
<i>Total</i>	<i>12</i>	<i>2</i>	<i>Total</i>	<i>4</i>	<i>10</i>

Lopez Cluster (Secondary)

Lopez ECHS					
Certified			Classified		
Position	Reg Ed	Sp Ed	Position	Reg Ed	Sp Ed
Computer Science	1		Special Ed Lifeskills Aide		2
ELA	1		Special Ed Resource Aide		1
Special Ed Lifeskills		1			
Assistant Principal	1				
Physical Education	1				
Government	1				
Besteiro MS					
Position	Reg Ed	Sp Ed	Position	Reg Ed	Sp Ed
Special Ed BI		1	SP ED Lifeskills Aide		1
Special Ed Inclusion		1			
Lucio MS					
Position	Reg Ed	Sp Ed			
Assistant Choir Director	1				
Special Ed Inclusion		2			
English	1				
Secondary	7	5	Secondary	0	4

Lopez Cluster (Elementary)

Aiken ES						
Certified			Classified			
Position	Reg Ed	Sp Ed	Position	Reg Ed	Sp Ed	
1st Grade	1		Pre Kinder Aide	1		
Brite ES						
Position	Reg Ed	Sp Ed				
Special Ed Resource/Inclusion 4th Grade	1	1				
Garza ES						
Position	Reg Ed	Sp Ed				
Special Ed Resource/Inclusion		1				
Morningside ES						
Position	Reg Ed	Sp Ed				
Special Ed Resource		2				
Southmost ES						
Position	Reg Ed	Sp Ed	Position	Reg Ed	Sp Ed	
Special Ed Lifeskills		1	Special Ed One to One Aide		2	
Elementary	2	5	Elementary	1	2	
Secondary	7	5	Secondary	0	4	
<i>Total</i>	<i>9</i>	<i>10</i>	<i>Total</i>	<i>1</i>	<i>6</i>	

Pace Cluster (Secondary)

Pace ECHS					
Certified			Classified		
Position	Reg Ed	Sp Ed	Position	Reg Ed	Sp Ed
Counselor (PR Pending)	1		Special Ed CBVI Aide		1
English	1		Special Ed SFL Aide		1
			Special Ed Lifeskills		1
			Receptionist/ Clerk	1	
			Dyslexia Aide	1	
Manzano MS					
			Position	Reg Ed	Sp Ed
			Library Aide	1	
			Special Ed BI Aide		1
			Custodian	1	
Stell MS					
Position	Reg Ed	Sp Ed	Position	Reg Ed	Sp Ed
Dyslexia	1		Special Ed One to One Aide (PR Pending)		1
Special Ed Resource/Inclusion		1	Library Aide	1	
Math	1				
Physical Education (PR Pending)	1				
Secondary	5	1	Secondary	5	5

Pace Cluster (Elementary)

Benavides ES					
Certified			Classified		
Position	Reg Ed	Sp Ed	Position	Reg Ed	Sp Ed
Special Ed ECSE		1	SP ED Lifeskills Aide		1
Keller ES					
			Position	Reg Ed	Sp Ed
			Head Custodian (PR Pending)	1	
Martin ES					
			Position	Reg Ed	Sp Ed
			PE Aide	1	
			Special Ed Lifeskills Aide		1
Ortiz ES					
Position	Reg Ed	Sp Ed	Position	Reg Ed	Sp Ed
21st Century Coordinator (PR Pending)	1		Pre Kinder Aide	1	
			Custodian	1	
Russell ES					
Position	Reg Ed	Sp Ed	Position	Reg Ed	Sp Ed
21st Century Coordinator (PR Pending)	1		Custodian	1	
			Dyslexia Aide	1	
			Special Ed Resource Aide		1
			LPAC Aide	1	
Elementary	2	1	Elementary	7	3
Secondary	5	1	Secondary	5	5
<i>Total</i>	<i>7</i>	<i>2</i>	<i>Total</i>	<i>12</i>	<i>8</i>

Porter Cluster (Secondary)

Porter ECHS					
Certified			Classified		
Position	Reg Ed	Sp Ed	Position	Reg Ed	Sp Ed
Special Ed SFL		1	Special Ed Lifeskills Aide		2
			Special Ed One to One Aide		1
Faulk MS					
			Position	Reg Ed	Sp Ed
			Special Ed BI Aide		1
Secondary	0	1	Secondary	0	4

Porter Cluster (Elementary)

Canales ES						
Certified			Classified			
Position	Reg Ed	Sp Ed				
Physical Education	1					
Special Ed Resource (PR Pending)		1				
Castaneda ES						
Position	Reg Ed	Sp Ed	Position	Reg Ed	Sp Ed	
Special Ed Resource/Inclusion		1	Pre Kinder Aide	1		
Cromack ES						
Position	Reg Ed	Sp Ed	Position	Reg Ed	Sp Ed	
Fourth Grade	1		Pre Kinder Aide	1		
Special Ed BI		1				
Del Castillo ES						
Position	Reg Ed	Sp Ed				
21st Century Coordinator (PR Pending)	1					
Putegnat ES						
Position	Reg Ed	Sp Ed				
Fourth Grade	1					
Sharp ES						
			Position	Reg Ed	Sp Ed	
			PE Aide	1		
Elementary	4	3	Elementary	3	0	
Secondary	0	1	Secondary	0	4	
<i>Total</i>	4	4	<i>Total</i>	3	4	

Rivera Cluster (Secondary)

Rivera ECHS					
Certified			Classified		
Position	Reg Ed	Sp Ed	Position	Reg Ed	Sp Ed
Special Ed Resource/Inclusion		1	SP ED Lifeskills Aide		1
Theatre Arts	1		SP ED One to One Aide		3
Program Specialist	1				
Garcia MS					
Position	Reg Ed	Sp Ed			
Assistant Principal (PR Pending)	1				
Perkins MS					
			Position	Reg Ed	Sp Ed
			Special Ed BI Aide		1
			Special Ed One to One Aide		1
			Secretary	1	
Secondary	3	1	Secondary	1	6

Rivera Cluster (Elementary)

Breedon ES					
Certified			Classified		
Position	Reg Ed	Sp Ed	Position	Reg Ed	Sp Ed
Special Ed ECSE		1	Library Aide (PR Pending)	1	
Special Ed Lifeskills		1			
Champion ES					
Position	Reg Ed	Sp Ed	Position	Reg Ed	Sp Ed
2nd Grade	1		Pre Kinder Aide	1	
			Special Ed Lifeskills Aide		1
Gonzalez ES					
Position	Reg Ed	Sp Ed			
Pre Kinder 3	1				
Kinder	1				
Pena ES					
Position	Reg Ed	Sp Ed	Position	Reg Ed	Sp Ed
Pre Kinder 4	1		Library Aide	1	
Special Ed Resource/Inclusion		1			
Vermillion ES					
Position	Reg Ed	Sp Ed			
Principal	1				
Elementary	5	3	Elementary	3	1
Secondary	3	1	Secondary	1	6
<i>Total</i>	<i>8</i>	<i>4</i>	<i>Total</i>	<i>4</i>	<i>7</i>

Veterans Cluster (Secondary)

Veterans ECHS						
Certified			Classified			
Position	Reg Ed	Sp Ed				
Business	1					
Registered Nurse	1					
English	1					
Math (PR Pending)	1					
Athletic Coordinator	1					
Stillman MS						
Position	Reg Ed	Sp Ed		Position	Reg Ed	Sp Ed
Special Ed Resource/Inclusion (PR Pending)		1		SP ED One to One Aide		1
Special Ed Lifeskills		1				
Secondary	5	2		Secondary	0	1

Veterans Cluster (Elementary)

Pullam ES					
Certified			Classified		
Position	Reg Ed	Sp Ed	Position	Reg Ed	Sp Ed
			Three Year Old Aide (PR Pending)	1	
Yturria ES					
Position	Reg Ed	Sp Ed	Position	Reg Ed	Sp Ed
Fifth Grade	1				
Special Ed Resource/Inclusion		1			
Elementary	1	1	Elementary	1	0
Secondary	5	2	Secondary	0	1
<i>Total</i>	<i>6</i>	<i>3</i>	<i>Total</i>	<i>1</i>	<i>1</i>

Alternative Schools

BAC					
Certified			Classified		
Position	Reg Ed	Sp Ed	Position	Reg Ed	Sp Ed
ISS	1		Drill Instructor	1	
BLA					
Position	Reg Ed	Sp Ed	Position	Reg Ed	Sp Ed
English	1				
Math	1				
<i>Total</i>	<i>3</i>	<i>0</i>	<i>Total</i>	<i>1</i>	<i>0</i>

School Ratings

School Ratings- Elementary Schools

Lopez Cluster			Porter Cluster			Pace Cluster		
Aiken	B	88	Canales	B	85	Benavides	A	98
Brite	A	93	Castañeda	A	96	Garden Park	A	92
El Jardin	A	90	Cromack	B	80	Keller	A	99
Garza	A	99	Del Castillo	B	89	Martin	A	91
Morningside	B	86	Putegnat	A	91	Ortiz	A	97
Palm Grove	A	90	Sharp	A	97	Russell	A	90
Southmost	A	99	Skinner	A	91			
Rivera Cluster			Hanna Cluster			Veterans Cluster		
Breeden	A	97	Burns	A	96	Pullam	A	98
Champion	A	95	Egly	A	95	Villa Nueva	B	87
Gallegos	A	91	Hudson	A	97	Yturria	A	95
Gonzalez	A	99	Paredes	A	96			
Peña	A	97	Perez	B	89			
Vermillion	B	89						

School Ratings- Middle Schools

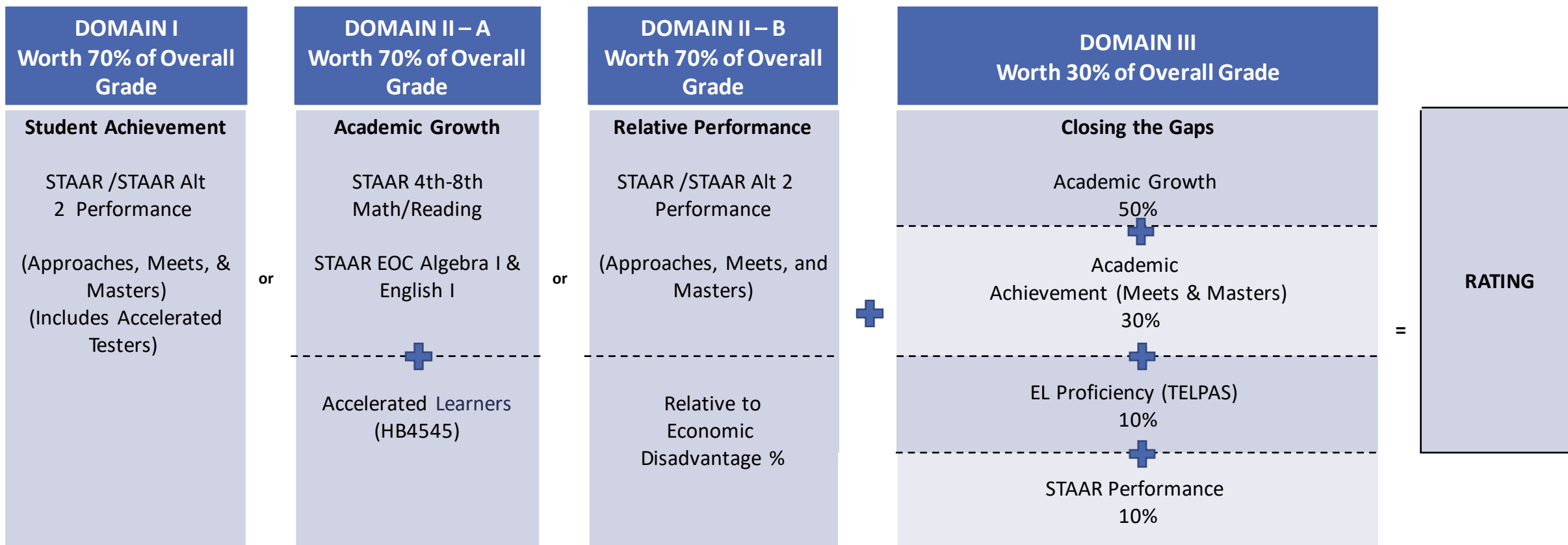
Lopez Cluster			Porter Cluster			Pace Cluster		
Besteiro	B	85	Faulk	B	85	Manzano	B	88
Lucio	B	87				Stell	B	82
Rivera Cluster			Hanna Cluster			Veterans Cluster		
Garcia	B	85	Oliveira	B	87	Stillman	B	88
Perkins	B	87	Vela	B	86			

School Ratings- High Schools

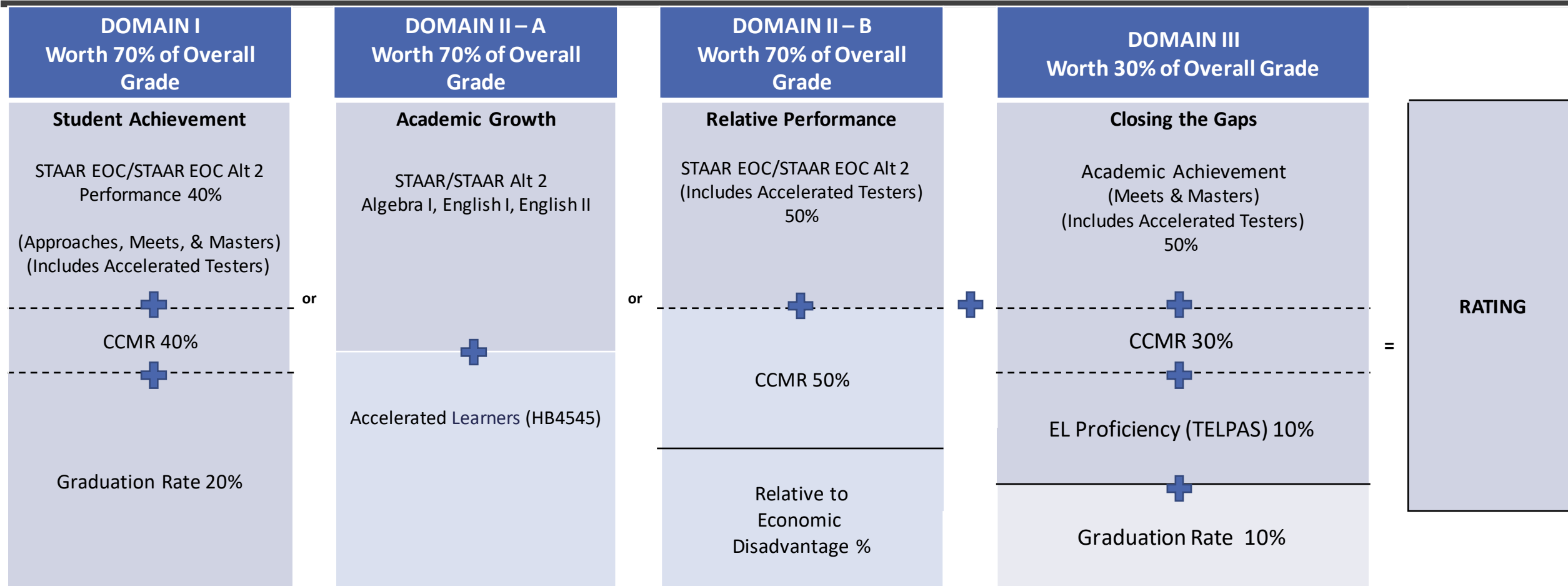
Lopez Cluster		Porter Cluster		Pace Cluster	
B	87	B	88	B	89
Rivera Cluster		Hanna Cluster		Veterans Cluster	
B	88	A	90	A	92
BECHS					
A	98				

Preliminary 2023 Accountability

Preliminary 2023 Accountability Elementary/Middle School



Preliminary 2023 Accountability High School



HB4545 Regulations

Overview

- HB 4545 establishes new requirements for accelerated instruction for students who do not pass the State of Texas Assessments of Academic Readiness (STAAR®).
- For any student who does not pass the STAAR test in grade 3, 5, or 8 in math or reading, LEA should establish an accelerated learning committee to develop an individual educational plan for the student and monitor progress
- For any student who does not pass the STAAR test in grades 3–8 or STAAR (EOC) end-of-course assessments, clarification of prior accelerated instruction requirements, specifying that it must include either:
 - Being assigned a classroom teacher who is a certified master, exemplary, or recognized teacher or
 - Receiving supplemental instruction (tutoring) before or after school, or embedded in the school day

Accountability

- School Progress Domain:
 - Incorporates accelerated learning performance into the Academic Growth component.
 - To calculate the Academic Growth score, each successfully accelerated tester (HB 4545) would count as 0.25 “bonus points” in the annual growth calculation.

Total BISD HB 4545 Students

Accelerated Learning Committee (ALC) 4th, 6th, or 9th	Accelerated Learning Committee 2+ (ALC2+) 5th, 7th, HS	Accelerated Learning Instruction (ALI)
2,617	2,633	3,346

TELPAS Proposed Changes



EL PROFICIENCY 2023 PROPOSED UPDATES



2021-2022				2022-2023				2023-2024			
EL Proficiency Evaluated using the Composite Rating				EL Proficiency Evaluated at the Domain Level in place of the Composite Rating				<p>For 2024 Accountability ELP Methodology will return to the use of the TELPAS Composite Rating</p>			
Domains				Domains							
Listening	Speaking	Reading	Writing	Listening	Speaking	Reading	Writing				
Proficiency Level											
B	I	A	AH								
Composite Rating				2 out of 3 Domains							
A student is considered having made progress if the student advances by at least one score of the composite rating from the prior year to the current year, or the student's 2021 result is Advanced High or Basic Fluency.				A student is considered having made progress if the student advances or is scored as Advanced High or Basic Fluency, in at least two of three domains from the prior year (2022) to the current year (2023)				<p>Writing Domain will not be used for accountability purposes.</p>			

TELPAS Proposed Targets		
Campus Level	2022 Targets	2023 Target
Elementary	36%	49%
Middle School	36%	44%
High School	36%	34%

Update College Career Military Readiness

CCMR (Without Updates)



*CCMR Summary - 2021-22 Graduates & 12th for 2023 Accountability

Campus Name: **Brownsville ISD**

CCMR Rate Domain I: Student Achievement								
	BISD	B'ville Early College Hs	Hanna High School	Lopez High School	Pace High School	Porter High School	Rivera High School	Veterans Memorial H S
# of CCMR Points	3067	68	602	423	536	458	506	474
# Students	3177	68	620	436	543	482	532	496
CCMR Estimate (%)	97	100	97	97	99	95	95	96
CCMR Scaled	99	100	99	99	99	99	99	99



Assessment • Research • Evaluation

Campus	Domain I: Student Achievement CCMR Indicator (% of Graduates)							
	Graduates And 12th	*Met TSI ELAR & Math	*AP/IB	*Dual Course Credits	*Indust. Based Cert	*Assoc Deg	*IEP Grad (04.05, 04.55)	*SpEd Adv. Grad. Plan
BISD	3178	32.6%	20.0%	34.7%	85.0%	0.0%	1.5%	1.1%
B'ville Early College Hs	68	92.6%	73.5%	100.0%	51.5%	0.0%	0.0%	0.0%
Hanna High School	620	31.5%	9.8%	26.1%	95.3%	0.0%	3.5%	1.3%
Lopez High School	436	25.5%	13.5%	25.5%	92.7%	0.0%	0.9%	0.2%
Pace High School	543	39.4%	23.9%	44.2%	74.4%	0.0%	2.6%	0.7%
Porter High School	482	21.2%	21.4%	31.1%	84.2%	0.0%	1.5%	4.4%
Rivera High School	532	26.1%	17.1%	32.1%	91.2%	0.0%	0.2%	0.4%
Veterans Memorial H S	496	42.5%	28.6%	40.3%	75.6%	0.0%	0.0%	0.0%

*Pending Data For Current Year

FEDERAL CCMR Rate - Domain III Closing the Gaps (Minimum Size Criteria: 10 for All Students group 25 for other student groups)														
Class of 2022	All Students	Af Amer	Hisp	White	Amer Ind	Asian	Pac Isl	2 or More Races	SpEd	EcoDis	EL Ever in HS	Former Sped	Cont Enroll	Non-cont Enroll
	Target	47%	31%	41%	58%	46%	76%	39%	53%	27%	39%	30%	43%	50%
Brownsville ISD	3067.0	7.0	3038.0	16.0	0.0	6.0	0.0	0.0	281.0	2656.0	619.0	0.0	0.0	0.0
# in Class	3177	7	3146	18	0	6	0	0	352	2757	641	0	0	0
CCMR %	97%		97%						80%	96%	97%			
B'ville Early College Hs	68.0	2.0	64.0	0.0	0.0	2.0	0.0	0.0	63.0	63.0	1.0	0.0	0.0	0.0
# in Class	68	2	64	0	0	2	0	0	63	63	1	0	0	0
CCMR %	100%		100%						100%					
Hanna High School	602.0	3.0	592.0	6.0	0.0	1.0	0.0	0.0	60.0	523.0	111.0	0.0	0.0	0.0
# in Class	620	3	610	6	0	1	0	0	72	541	114	0	0	0
CCMR %	97%		97%						83%	97%	97%			
Lopez High School	423.0	0.0	422.0	1.0	0.0	0.0	0.0	0.0	52.0	390.0	80.0	0.0	0.0	0.0
# in Class	436	0	435	1	0	0	0	0	61	403	80	0	0	0
CCMR %	97%		97%						85%	97%	100%			
Pace High School	536.0	0.0	533.0	3.0	0.0	0.0	0.0	0.0	51.0	491.0	119.0	0.0	0.0	0.0
# in Class	543	0	540	3	0	0	0	0	57	498	120	0	0	0
CCMR %	99%		99%						89%	99%	99%			
Porter High School	458.0	0.0	457.0	1.0	0.0	0.0	0.0	0.0	38.0	425.0	159.0	0.0	0.0	0.0
# in Class	482	0	480	2	0	0	0	0	47	448	170	0	0	0
CCMR %	95%		95%						81%	95%	94%			
Rivera High School	506.0	0.0	504.0	1.0	0.0	1.0	0.0	0.0	45.0	467.0	80.0	0.0	0.0	0.0
# in Class	532	0	529	2	0	1	0	0	67	493	85	0	0	0
CCMR %	95%		95%						67%	95%	94%			
Veterans Memorial H S	474.0	2.0	466.0	4.0	0.0	2.0	0.0	0.0	35.0	297.0	69.0	0.0	0.0	0.0
# in Class	496	2	488	4	0	2	0	0	48	311	71	0	0	0
CCMR %	96%		95%						73%	95%	97%			

CCMR (Updated- 20% Cap)



*CCMR Summary - 2021-22 Graduates & 12th for 2023 Accountability

Campus Name: **Brownsville ISD**

CCMR Rate Domain I: Student Achievement								
	BISD	B'ville Early College Hs	Hanna High School	Lopez High School	Pace High School	Porter High School	Rivera High School	Veterans Memorial H S
# of CCMR Points as of June 2022	3068	68	603	423	536	458	506	474
# Students	3177	68	620	436	543	482	532	496
CCMR Estimate (%) as of June 2022	97	100	97	97	99	95	95	96
CCMR Scale Score	99	100	99	99	100	99	99	99
Count of Grads with Only Sunset IBC and No Other CCMR	1301	0	282	254	198	167	234	166
20% of Grads	635	14	124	87	109	96	106	99
Count of Grads with Only Sunset IBC Exceeds 20% of Grads	Yes	No	Yes	Yes	Yes	Yes	Yes	Yes
Adjusted CCMR with applied 20% cap on Grads having only Sunset IBC and no other CCMR point	2402	68	445	256	447	387	378	407
Adjusted CCMR %	76	100	72	59	82	80	71	82
CCMR Scale Score (2023)	78	100	76	66	84	82	75	84

Campus	Domain I: Student Achievement CCMR Indicator (% of Graduates)							
	Graduates And 12th	Met TSI ELAR & Math	AP/IB	Dual Course Credits	*Indust. Based Cert	Assoc Deg	IEP Grad (04,05, 54,55)	SpEd Adv. Grad. Plan
BISD	3178	36.9%	20.0%	34.7%	64.0%	0.0%	1.5%	1.1%
B'ville Early College Hs	68	92.6%	73.5%	100.0%	51.5%	0.0%	0.0%	0.0%
Hanna High School	620	39.7%	9.8%	26.1%	69.8%	0.0%	3.5%	1.3%
Lopez High School	436	25.9%	13.5%	25.5%	54.4%	0.0%	0.9%	0.2%
Pace High School	543	44.4%	23.9%	44.2%	58.0%	0.0%	2.6%	0.7%
Porter High School	482	21.2%	21.4%	31.1%	69.5%	0.0%	1.5%	4.4%
Rivera High School	532	36.1%	17.1%	32.1%	67.1%	0.0%	0.2%	0.4%
Veterans Memorial H S	496	43.3%	28.6%	40.3%	62.1%	0.0%	0.0%	0.0%



Adjusted CCMR counts and rates reflect PROPOSED changes to CCMR in Domain 1 and Domain 2 as described in the January 3, 2023 A-F Accountability Framework Update.

TEA Performance Reporting Division is accepting feedback on the proposed change until February 1, 2023 at <https://app.smartsheet.com/b/form/213a3441e27a49ce8710c1ae8e1964e7> or by emailing Performance.Reporting@tea.texas.gov

% IBC adjusted to apply 20% Cap on grads with only a Sunsetting IBC and no other CCMR point.

Proposed changes in the January 3 A-F Framework Update would not apply to Domain 3: Closing The Gaps.

***CCMR Summary - 2022-23 Graduates & 12th for 2024 Accountability**

Campus Name: **Brownsville ISD**

CCMR Rate Domain I: Student Achievement								
	BISD	B'ville Early College Hs	Hanna High School	Lopez High School	Pace High School	Porter High School	Rivera High School	Veterans Memorial H S
# of CCMR Points	1620	73	265	197	249	197	302	337
# Students	2774	73	519	337	438	366	513	525
CCMR Estimate (%)	58	100	51	58	57	54	59	64
CCMR Scale Score	88	100	82	88	87	85	89	91
<i>Has Google Analytics but no Program of Study nor any other CCMR</i>	534	0	212	64	58	46	153	0



Campus	Domain I: Student Achievement CCMR Indicator (% of Graduates)							
	Graduates And 12th	*Met TSI ELAR & Math	*AP/IB	*Dual Course Credits	*Indust. Based Cert	*Assoc Deg	*IEP Grad (04.05, 54.55)	*SpEd Adv. Grad. Plan
BISD	2775	26.2%	15.2%	36.8%	29.8%	0.0%	0.3%	0.0%
B'ville Early College Hs	73	89.0%	49.3%	100.0%	95.9%	0.0%	0.0%	0.0%
Hanna High School	519	20.0%	8.7%	27.6%	24.7%	0.0%	0.0%	0.0%
Lopez High School	337	24.0%	12.2%	38.3%	23.1%	0.0%	0.0%	0.0%
Pace High School	438	33.1%	16.0%	42.5%	5.0%	0.0%	1.6%	0.0%
Porter High School	366	13.7%	11.7%	27.9%	35.8%	0.0%	0.0%	0.0%
Rivera High School	513	22.6%	12.7%	32.4%	44.6%	0.0%	0.0%	0.0%
Veterans Memorial H S	525	31.8%	23.2%	42.5%	32.4%	0.0%	0.0%	0.0%

*Pending Data For Current Year

2019-22 IBC list and Aligned Program of Study used for 11th & 12th.
2022-24 IBC List and Aligned Program of Study used for 9th & 10th.

FEDERAL CCMR Rate - Domain III Closing the Gaps
(Minimum Size Criteria: 10 for All Students group | 25 for other student groups)

Class of 2023		All Students	Af Amer	Hisp	White	Amer Ind	Asian	Pac Isl	2 or More Races	SpEd	EcoDis	EL Ever in HS	Former Sped	Cont Enroll	Non-cont Enroll
		Target	31%	41%	58%	46%	76%	39%	53%	27%	39%	30%	43%	50%	31%
Brownsville ISD	Points	1620.0	2.0	1596.0	15.0	0.0	6.0	0.0	0.0	84.0	1303.0	260.0	0.0	1524.0	96.0
	# in Class	2774	2	2733	31	0	6	0	1	299	2319	654	0	2454	320
	CCMR %	58%		58%	48%					28%	56%	40%		62%	30%
B'ville Early College Hs	Points	73.0	2.0	70.0	0.0	0.0	1.0	0.0	0.0	1.0	69.0	5.0	0.0	73.0	0.0
	# in Class	73	2	70	0	0	1	0	0	1	69	5	0	73	0
	CCMR %	100%		100%							100%			100%	
Hanna High School	Points	265.0	0.0	261.0	2.0	0.0	2.0	0.0	0.0	16.0	209.0	35.0	0.0	246.0	19.0
	# in Class	519	0	510	7	0	2	0	0	59	436	107	0	445	74
	CCMR %	51%		51%						27%	48%	33%		55%	26%
Lopez High School	Points	197.0	0.0	195.0	2.0	0.0	0.0	0.0	0.0	9.0	181.0	43.0	0.0	183.0	14.0
	# in Class	337	0	335	2	0	0	0	0	34	317	91	0	297	40
	CCMR %	58%		58%						26%	57%	47%		62%	35%
Pace High School	Points	249.0	0.0	246.0	3.0	0.0	0.0	0.0	0.0	12.0	221.0	43.0	0.0	234.0	15.0
	# in Class	438	0	435	3	0	0	0	0	57	404	105	0	400	38
	CCMR %	57%		57%						21%	55%	41%		59%	39%
Porter High School	Points	197.0	0.0	196.0	1.0	0.0	0.0	0.0	0.0	13.0	187.0	56.0	0.0	185.0	12.0
	# in Class	366	0	362	4	0	0	0	0	36	351	149	0	296	70
	CCMR %	54%		54%						36%	53%	38%		63%	17%
Rivera High School	Points	302.0	0.0	301.0	1.0	0.0	0.0	0.0	0.0	17.0	244.0	52.0	0.0	295.0	7.0
	# in Class	513	0	511	2	0	0	0	0	58	418	130	0	481	32
	CCMR %	59%		59%						29%	58%	40%		61%	22%
Veterans Memorial H S	Points	337.0	0.0	327.0	6.0	0.0	3.0	1.0	0.0	16.0	192.0	26.0	0.0	308.0	29.0
	# in Class	525	0	507	13	0	3	1	1	52	322	67	0	460	65
	CCMR %	64%		64%						31%	60%	39%		67%	45%

***CCMR Summary - 11th for 2025 Accountability**

Campus Name: **Brownsville ISD**

CCMR Rate Domain I: Student Achievement								
	BISD	B'ville Early College Hs	Hanna High School	Lopez High School	Pace High School	Porter High School	Rivera High School	Veterans Memorial H S
# of CCMR Points	1121	93	187	134	188	149	153	217
# Students	2990	93	574	416	454	441	504	504
CCMR Estimate (%)	37	100	33	32	41	34	30	43
CCMR Scale Score	68	100	65	65	72	66	63	75
<i>Has Google Analytics but no Program of Study nor any other CCMR</i>	720	0	304	101	13	44	251	5



Campus	Domain I: Student Achievement CCMR Indicator (% of Graduates)							
	Graduates And 12th	*Met TSI ELAR & Math	*AP/IB	*Dual Course Credits	*Indust. Based Cert	*Assoc Deg	*IEP Grad (04.05, 54.55)	*SpEd Adv. Grad. Plan
BISD	2991	13.2%	11.8%	28.1%	8.9%	0.0%	0.4%	0.0%
B'ville Early College Hs	93	64.5%	67.7%	95.7%	57.0%	0.0%	0.0%	0.0%
Hanna High School	574	8.9%	3.3%	19.2%	16.9%	0.0%	0.0%	0.0%
Lopez High School	416	10.1%	7.0%	26.2%	3.8%	0.0%	0.0%	0.0%
Pace High School	454	17.4%	14.1%	31.5%	0.4%	0.0%	2.4%	0.0%
Porter High School	441	9.3%	7.3%	22.7%	10.9%	0.0%	0.0%	0.0%
Rivera High School	504	9.5%	6.7%	24.4%	5.2%	0.0%	0.0%	0.0%
Veterans Memorial H S	504	14.9%	22.2%	32.9%	4.8%	0.0%	0.0%	0.0%

*Pending Data For Current Year

2019-22 IBC list and Aligned Program of Study used for 11th & 12th.
2022-24 IBC List and Aligned Program of Study used for 9th & 10th.

FEDERAL CCMR Rate - Domain III Closing the Gaps (Minimum Size Criteria: 10 for All Students group 25 for other student groups)															
Class of 2024		All Students	Af Amer	Hisp	White	Amer Ind	Asian	Pac Isl	2 or More Races	SpEd	EcoDis	EL Ever in HS	Former Sped	Cont Enroll	Non-cont Enroll
		Target	47%	31%	41%	58%	46%	76%	39%	53%	27%	39%	30%	43%	50%
Brownsville ISD	Points	1121.0	1.0	1110.0	8.0	0.0	2.0	0.0	0.0	40.0	880.0	165.0	0.0	976.0	145.0
	# in Class	2990	3	2947	32	0	4	0	2	363	2554	828	0	2365	625
	CCMR %	37%		38%	25%					11%	34%	20%		41%	23%
B'ville Early College Hs	Points	93.0	0.0	90.0	3.0	0.0	0.0	0.0	0.0	2.0	91.0	4.0	0.0	71.0	22.0
	# in Class	93	0	90	3	0	0	0	0	2	91	4	0	71	22
	CCMR %	100%		100%							100%			100%	
Hanna High School	Points	187.0	1.0	184.0	1.0	0.0	1.0	0.0	0.0	5.0	147.0	26.0	0.0	175.0	12.0
	# in Class	574	2	558	11	0	2	0	1	76	505	133	0	451	123
	CCMR %	33%		33%						7%	29%	20%		39%	10%
Lopez High School	Points	134.0	0.0	134.0	0.0	0.0	0.0	0.0	0.0	5.0	119.0	24.0	0.0	124.0	10.0
	# in Class	416	0	413	2	0	0	0	1	64	386	134	0	346	70
	CCMR %	32%		32%						8%	31%	18%		36%	14%
Pace High School	Points	188.0	0.0	188.0	0.0	0.0	0.0	0.0	0.0	16.0	169.0	32.0	0.0	171.0	17.0
	# in Class	454	0	449	4	0	0	1	0	72	423	124	0	371	83
	CCMR %	41%		42%						22%	40%	26%		46%	20%
Porter High School	Points	149.0	0.0	148.0	1.0	0.0	0.0	0.0	0.0	6.0	129.0	45.0	0.0	143.0	6.0
	# in Class	441	0	440	1	0	0	0	0	48	409	213	0	339	102
	CCMR %	34%		34%						13%	32%	21%		42%	6%
Rivera High School	Points	153.0	0.0	152.0	1.0	0.0	0.0	0.0	0.0	6.0	117.0	22.0	0.0	147.0	6.0
	# in Class	504	0	500	4	0	0	0	0	61	424	151	0	444	60
	CCMR %	30%		30%						10%	28%	15%		33%	10%
Veterans Memorial H S	Points	217.0	0.0	214.0	2.0	0.0	1.0	0.0	0.0	0.0	108.0	12.0	0.0	145.0	72.0
	# in Class	504	1	493	7	0	2	1	0	40	313	66	0	341	163
	CCMR %	43%		43%						0%	35%	18%		43%	44%

***CCMR Summary - 10th for 2026 Accountability**

Campus Name: **Brownsville ISD**

CCMR Rate								
Domain I: Student Achievement								
	BISD	B'ville Early College Hs	Hanna High School	Lopez High School	Pace High School	Porter High School	Rivera High School	Veterans Memorial H S
# of CCMR Points	433	31	59	74	72	37	72	88
# Students	2984	94	555	475	344	466	565	478
CCMR Estimate (%)	15	33	11	16	21	8	13	18
CCMR Scale Score	46	65	43	49	54	39	45	51



Domain I: Student Achievement CCMR Indicator (% of Graduates)								
Campus	Graduates And 12th	*Met TSI ELAR & Math	*AP/IB	*Dual Course Credits	*Indust. Based Cert	*Assoc Deg	*IEP Grad (04.05, 54.55)	*SpEd Adv. Grad. Plan
BISD	2985	4.8%	4.0%	9.1%	0.4%	0.0%	0.1%	0.0%
B'ville Early College Hs	94	30.9%	0.0%	2.1%	0.0%	0.0%	0.0%	0.0%
Hanna High School	555	4.3%	3.4%	7.2%	0.0%	0.0%	0.0%	0.0%
Lopez High School	475	2.5%	0.4%	13.9%	0.4%	0.0%	0.0%	0.0%
Pace High School	344	5.5%	9.0%	15.4%	0.0%	0.0%	0.3%	0.0%
Porter High School	466	1.7%	3.2%	3.6%	0.9%	0.0%	0.0%	0.0%
Rivera High School	565	2.7%	3.2%	10.1%	0.7%	0.0%	0.2%	0.0%
Veterans Memorial H S	478	7.3%	6.9%	7.7%	0.6%	0.0%	0.0%	0.2%

*Pending Data For Current Year

2019-22 IBC list and Aligned Program of Study used for 11th & 12th.
2022-24 IBC List and Aligned Program of Study used for 9th & 10th.

FEDERAL CCMR Rate - Domain III Closing the Gaps
(Minimum Size Criteria: 10 for All Students group | 25 for other student groups)

Class of 2025		All Students	Af Amer	Hisp	White	Amer Ind	Asian	Pac Isl	2 or More Races	SpEd	EcoDis	EL Ever in HS	Former Sped	Cont Enroll	Non-cont Enroll
		Target	Target	Target	Target	Target	Target	Target	Target	Target	Target	Target	Target	Target	Target
Brownsville ISD	Points	47%	31%	41%	58%	46%	76%	39%	53%	27%	39%	30%	43%	50%	31%
	# in Class	433.0	1.0	424.0	4.0	0.0	4.0	0.0	0.0	5.0	332.0	57.0	0.0	377.0	56.0
	# in Class	2984	2	2947	28	0	6	0	1	348	2581	986	0	2373	611
	CCMR %	15%		14%	14%					1%	13%	6%		16%	9%
B'ville Early College Hs	Points	31.0	0.0	30.0	0.0	0.0	1.0	0.0	0.0	1.0	28.0	2.0	0.0	17.0	14.0
	# in Class	94	1	91	0	0	2	0	0	1	84	15	0	61	33
	# in Class	94	1	91	0	0	2	0	0	1	84	15	0	61	33
	CCMR %	33%		33%							33%			28%	42%
Hanna High School	Points	59.0	0.0	58.0	0.0	0.0	1.0	0.0	0.0	0.0	41.0	7.0	0.0	55.0	4.0
	# in Class	555	0	549	5	0	1	0	0	79	489	155	0	454	101
	# in Class	555	0	549	5	0	1	0	0	79	489	155	0	454	101
	CCMR %	11%		11%						0%	8%	5%		12%	4%
Lopez High School	Points	74.0	1.0	72.0	1.0	0.0	0.0	0.0	0.0	0.0	67.0	14.0	0.0	71.0	3.0
	# in Class	475	1	473	1	0	0	0	0	53	453	180	0	393	82
	# in Class	475	1	473	1	0	0	0	0	53	453	180	0	393	82
	CCMR %	16%		15%						0%	15%	8%		18%	4%
Pace High School	Points	72.0	0.0	71.0	1.0	0.0	0.0	0.0	0.0	1.0	61.0	9.0	0.0	67.0	5.0
	# in Class	344	0	340	4	0	0	0	0	35	310	97	0	288	56
	# in Class	344	0	340	4	0	0	0	0	35	310	97	0	288	56
	CCMR %	21%		21%						3%	20%	9%		23%	9%
Porter High School	Points	37.0	0.0	37.0	0.0	0.0	0.0	0.0	0.0	1.0	31.0	5.0	0.0	37.0	0.0
	# in Class	466	0	464	2	0	0	0	0	58	432	237	0	371	95
	# in Class	466	0	464	2	0	0	0	0	58	432	237	0	371	95
	CCMR %	8%		8%						2%	7%	2%		10%	0%
Rivera High School	Points	72.0	0.0	72.0	0.0	0.0	0.0	0.0	0.0	1.0	58.0	13.0	0.0	68.0	4.0
	# in Class	565	0	559	6	0	0	0	0	64	482	210	0	473	92
	# in Class	565	0	559	6	0	0	0	0	64	482	210	0	473	92
	CCMR %	13%		13%						2%	12%	6%		14%	4%
Veterans Memorial H S	Points	88.0	0.0	84.0	2.0	0.0	2.0	0.0	0.0	1.0	46.0	7.0	0.0	62.0	26.0
	# in Class	478	0	464	10	0	3	0	1	55	325	90	0	328	150
	# in Class	478	0	464	10	0	3	0	1	55	325	90	0	328	150
	CCMR %	18%		18%						2%	14%	8%		19%	17%

***CCMR Summary - 9th for 2027 Accountability**

Campus Name: **Brownsville ISD**

CCMR Rate Domain I: Student Achievement								
	BISD	B'ville Early College Hs	Hanna High School	Lopez High School	Pace High School	Porter High School	Rivera High School	Veterans Memorial H S
# of CCMR Points	64	14	12	5	6	8	7	12
# Students	3630	87	603	581	533	507	666	653
CCMR Estimate (%)	2	16	2	1	1	2	1	2
CCMR Scale Score	32	49	32	31	31	32	31	32



Campus	Domain I: Student Achievement CCMR Indicator (% of Graduates)							
	Graduates And 12th	*Met TSI ELAR & Math	*AP/IB	*Dual Course Credits	*Indust. Based Cert	*Assoc Deg	*IEP Grad (04.05, 54.55)	*SpEd Adv. Grad. Plan
BISD	3631	1.7%	0.0%	0.1%	0.0%	0.0%	0.0%	0.0%
B'ville Early College Hs	87	16.1%	0.0%	0.0%	0.0%	0.0%	0.0%	0.0%
Hanna High School	603	2.0%	0.0%	0.0%	0.0%	0.0%	0.0%	0.0%
Lopez High School	581	0.9%	0.0%	0.0%	0.0%	0.0%	0.0%	0.0%
Pace High School	533	1.1%	0.0%	0.0%	0.0%	0.0%	0.0%	0.0%
Porter High School	507	1.2%	0.0%	0.4%	0.0%	0.0%	0.0%	0.0%
Rivera High School	666	1.1%	0.0%	0.0%	0.0%	0.0%	0.0%	0.0%
Veterans Memorial H S	653	1.8%	0.0%	0.0%	0.0%	0.0%	0.0%	0.0%

*Pending Data For Current Year

2019-22 IBC list and Aligned Program of Study used for 11th & 12th.
2022-24 IBC List and Aligned Program of Study used for 9th & 10th.

FEDERAL CCMR Rate - Domain III Closing the Gaps
(Minimum Size Criteria: 10 for All Students group | 25 for other student groups)

Class of 2026		All Students	Af Amer	Hisp	White	Amer Ind	Asian	Pac Isl	2 or More Races	SpEd	EcoDis	EL Ever in HS	Former Sped	Cont Enroll	Non-cont Enroll
		Target	47%	31%	41%	58%	46%	76%	39%	53%	27%	39%	30%	43%	50%
Brownsville ISD	Points	64.0	0.0	64.0	0.0	0.0	0.0	0.0	0.0	0.0	51.0	2.0	0.0	55.0	9.0
	# in Class	3630	2	3597	23	0	7	0	0	601	3156	1248	0	2839	791
	CCMR %	2%		2%						0%	2%	0%		2%	1%
B'ville Early College Hs	Points	14.0	0.0	14.0	0.0	0.0	0.0	0.0	0.0	0.0	11.0	1.0	0.0	7.0	7.0
	# in Class	87	0	84	2	0	1	0	0	0	78	19	0	44	43
	CCMR %	16%		17%							14%			16%	16%
Hanna High School	Points	12.0	0.0	12.0	0.0	0.0	0.0	0.0	0.0	0.0	8.0	0.0	0.0	12.0	0.0
	# in Class	603	2	599	0	0	2	0	0	99	540	193	0	472	131
	CCMR %	2%		2%						0%	1%	0%		3%	0%
Lopez High School	Points	5.0	0.0	5.0	0.0	0.0	0.0	0.0	0.0	0.0	5.0	0.0	0.0	5.0	0.0
	# in Class	581	0	580	1	0	0	0	0	107	547	246	0	491	90
	CCMR %	1%		1%						0%	1%	0%		1%	0%
Pace High School	Points	6.0	0.0	6.0	0.0	0.0	0.0	0.0	0.0	0.0	5.0	1.0	0.0	6.0	0.0
	# in Class	533	0	530	3	0	0	0	0	88	495	153	0	448	85
	CCMR %	1%		1%						0%	1%	1%		1%	0%
Porter High School	Points	8.0	0.0	8.0	0.0	0.0	0.0	0.0	0.0	0.0	7.0	0.0	0.0	7.0	1.0
	# in Class	507	0	503	4	0	0	0	0	103	488	245	0	387	120
	CCMR %	2%		2%						0%	1%	0%		2%	1%
Rivera High School	Points	7.0	0.0	7.0	0.0	0.0	0.0	0.0	0.0	0.0	5.0	0.0	0.0	7.0	0.0
	# in Class	666	0	659	6	0	0	1	0	124	561	260	0	547	119
	CCMR %	1%		1%						0%	1%	0%		1%	0%
Veterans Memorial H S	Points	12.0	0.0	12.0	0.0	0.0	0.0	0.0	0.0	0.0	10.0	0.0	0.0	11.0	1.0
	# in Class	653	0	642	7	0	4	0	0	80	447	132	0	450	203
	CCMR %	2%		2%						0%	2%	0%		2%	0%

Associate Degree Projection 2022-2023

Associate Degrees by Campus By Year



	2018-2019	2019-2020	2020-2021	2021-2022	Projected 2022 - 2023
BECHS	0	25	66	61	72
Hanna ECHS	0	1	0	49	36
Lopez ECHS	0	1	2	34	19
Pace ECHS	0	0	14	59	66
Porter ECHS	0	1	1	31	35
Rivera ECHS	0	2	22	49	72
Veterans	0	3	2	24	50
District Total	0	33	107	307	350

Testing Calendars

Spring Testing Calendar (Elementary)

MONDAY	TUESDAY	WEDNESDAY	THURSDAY	FRIDAY
April 24, 2023	April 25	April 26	April 27	April 28
	RLA Grade 4	RLA Grade 4	RLA Grade 5	Final day for RLA Testing
		<i>Make-Ups</i>	<i>Make-Ups</i>	<i>Make-Ups</i>
May 1, 2023	May 2	May 3	May 4	May 5
	SCIENCE Grade 5	SCIENCE Grade 5	Final day for Science Testing	
		<i>Make-Ups</i>	<i>Make-Ups</i>	
May 8, 2023	May 9	May 10	May 11	May 12
	MATH Grade 3	MATH Grade 4	MATH Grade 5	Final day for Math Testing
		<i>Make-Ups</i>	<i>Make-Ups</i>	<i>Make-Ups</i>

Spring Testing Calendar (Middle School)

MONDAY	TUESDAY	WEDNESDAY	THURSDAY	FRIDAY
April 24, 2023	April 25	April 26	April 27	April 28
	RLA Grade 6	RLA Grade 7	RLA Grade 8	Final day for RLA/ English I Testing
	<i>Make-Ups</i>	<i>Make-Ups</i>	English I EOC	<i>Make-Ups</i>
			<i>Make-Ups</i>	
May 1, 2023	May 2	May 3	May 4	May 5
	Science Grade 8	Social Studies Grade 8		Final day for Science, Bio, and Social Studies Testing
	Biology EOC	<i>Make-Ups</i>	<i>Make-Ups</i>	<i>Make-Ups</i>
May 8, 2023	May 9	May 10	May 11	May 12
	Math Grade 6	Math Grade 7	Math Grade 8	Final day for Math/Algebra I Testing
		<i>Make-Ups</i>	Algebra I	<i>Make-Ups</i>
			<i>Make-Ups</i>	

Spring Testing Calendar (High School)

MONDAY	TUESDAY	WEDNESDAY	THURSDAY	FRIDAY
April 24, 2023	April 25	April 26	April 27	April 28
English I	English I	English II	English II	Final day for English I/ English II Testing
	<i>Make-Ups</i>	<i>Make-Ups</i>	<i>Make-Ups</i>	<i>Make-Ups</i>
May 1, 2023	May 2	May 3	May 4	May 5
Biology	Biology	U.S. History	U.S. History	Final day for Bio & USH Testing
	<i>Make-Ups</i>	<i>Make-Ups</i>	<i>Make-Ups</i>	<i>Make-Ups</i>
May 8, 2023	May 9	May 10	May 11	May 12
Algebra I	Algebra I	Algebra I	Algebra I	Final day for Algebra I Testing
	<i>Make-Ups</i>	<i>Make-Ups</i>	<i>Make-Ups</i>	<i>Make-Ups</i>

Pre-Registration Timeline
Lesson Plans
Professional Development Summary

Master Schedule Pre-registration Timeline 23-24

Timeframe		Activities	
Master Schedule Completion Timeline	December	<ul style="list-style-type: none"> HAC Master Schedule/ Choice Slip updates workshop for Counselors and designated Campus Administrators by Curriculum, Instruction & Accountability 	
	January	<ul style="list-style-type: none"> Middle School and High School campuses post the Choice Slip worksheet on the campus website no later than Friday, January 13, 2023 	
	February	<p>Choice Slips Process: Campuses will have 7 weeks to complete the following tasks:</p> <ul style="list-style-type: none"> K – 12 counselors will start the choice slip presentations at their respective schools for students and parents. 5th grade Counselors and Middle School Counselors will coordinate to assist 5th grade students with course selections. 8th grade Counselor, Career Placement Officer [CPOs] and High School Counselors will coordinate to assist 8th grade students with course selections. Students in 5th grade through 11th grade will utilize eSchools Home Access Center (HAC) to select courses. Parent window to review course request on HAC will be the week of March 27-31, 2023. <p>Deadline: Thursday, March 24, 2023</p>	<p>Workshop Sessions</p> <p>Elementary: December 14, 2022 @ 2:00 – 3:00 PM Middle School: December 12, 2022 @ 2:00 – 4:00 PM High School: December 12, 2022 @ 2:00 – 4:00 PM</p> <p>Note: Workshop Sessions Information will be sent by email.</p>
	March	<p>Third Week in January: Open Next Year's Master Schedule Database. Special Services, CTE, PTECH, ECHS, MS STEM, Bilingual Department, C&I, and other departments will notify Counselors of students' placements into respective programs for the 2023-2024 school year.</p>	
	April Campus Administration	<ul style="list-style-type: none"> First week in April, campuses will run simple tallies to develop the master schedule based on student course requests. New! Campuses will schedule their Master Schedule Sessions with Cardonex. Conduct scheduling runs (as needed) and master schedule adjustments until students have a complete schedule. Campuses request approval to offer Advanced Placement courses through C&I. The campus designated staff must meet the GT and AP compliance criteria. Deadline to submit documentation is Wednesday, April 12, 2023. 	
	May	<ul style="list-style-type: none"> Final 2023-2024 Student Schedule of Services from IEPs submitted to counselors. LPAC revision list of EB student placement changes submitted to counselors. 	
	June	<ul style="list-style-type: none"> Campus conducts scheduling runs (as needed) and master schedule adjustments until students have a complete schedule for the 2023-2024 school year. 100% of students in Special Education must be scheduled to ensure appropriate placement by the first day of class. Failure to do so is a violation of the student's IEP. The minimum percent of students fully scheduled must be 85. Campus 85% Algorithm Logs due Friday, June 7, 2023. 	
	July	<p>Computer Services begins Year End Roll procedure. ESCHOOL is CLOSED</p>	



Lesson Plan Modifications

Deletions

- Removal of all drop-down checkboxes
- College Career Readiness Standard
- Key Vocabulary Terms
- Sheltered Instruction Components & Features

Improvements

- Check for Understanding and Evidence of Learning are combined
- Higher Order Thinking question(s) to Check for Mastery have been changed into bullet points.

Professional Development Support

- Comparison Report

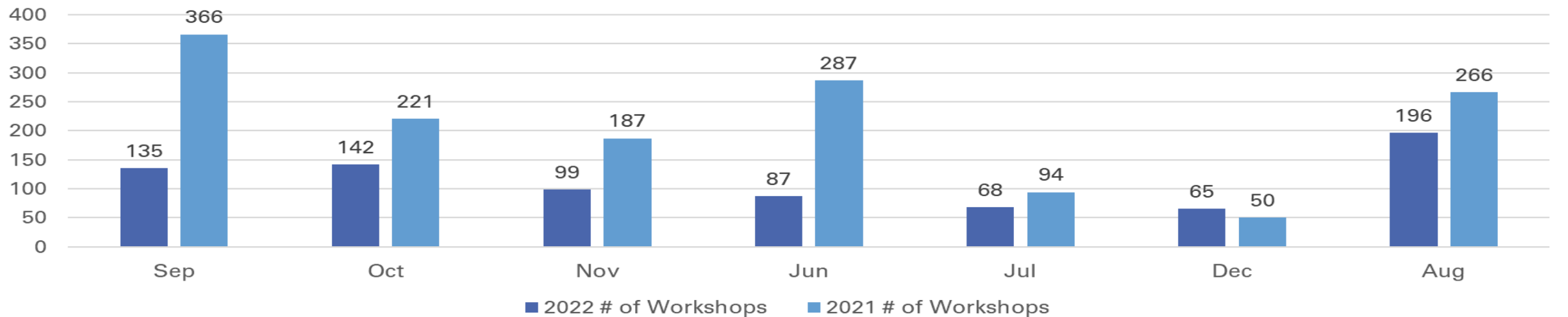
Workshop Comparison

of Workshops (Jun 2021 – Dec 2021)

1,471

of Workshops (Jun 2022 – Dec 2022)

792



QUESTIONS AND ANSWERS





AN EARLY COLLEGE DISTRICT

BROWNSVILLE

INDEPENDENT SCHOOL DISTRICT

January 26, 2023, 5:30 p.m.

Curriculum/Technology Committee Meeting

BISD Boardroom

Dr. Rene Gutierrez, Superintendent of Schools
Dr. Nellie Cantu, Deputy Superintendent

Facilities Committee Members:

- ✓ Frank Ortiz Chair
- ✓ Carlos Elizondo Vice-Chair
- ✓ Denise Garza, Member





Today's Agenda

On-Line Registration

For New and Returning Student to BISD

Go to the BISD Main Page - and **CLICK** on “Enroll at BISD”

The screenshot shows the homepage of the Brownsville Independent School District. At the top, a blue navigation bar contains links for DISTRICT WEB MAIL, EMPLOYEE ONLINE, POLICY, SCHOOLS, DEPARTMENTS, and a SEARCH icon. Below this is the district's logo and a secondary navigation menu with links for About, Students and Parents, News and Events, Join our Team, Enroll at BISD, and COVID-19. An orange arrow points down to the 'Enroll at BISD' link, and another orange arrow points up to it from below. The main content area features a banner for 'SCHOOL BOARD RECOGNITION MONTH' and a row of five portraits of school board members with their names and titles: Dr. René Gutiérrez (Superintendent), Jessica G. Gonzalez (Board President), Carlos A. Elizondo (Vice President), Minerva M. Peña (Secretary), and Frank Ortiz (Assistant Secretary). Below this row are three more portraits. On the left side, there is a 'View Page Pops' button and a graphic with the text 'Forward, Together.' and illustrations of a person with a megaphone and another person with a clipboard.

CLICK on either ENGLISH or SPANISH

Online Registration Form for Students New to BISD!

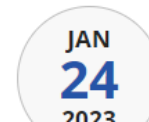
Online Registration Form English
for Students New to BISD

Online Registration Form Spanish
for Students New to BISD

Welcome to Brownsville ISD!

Selecting a school for your child is an important decision. Student Open Enrollment period for the upcoming school year begins in January.

Important Dates



2023-2024 Preregistration for Pre-Kindergarten 3-4 and 4-Year Old / Kindergarten & 1st Grade Students

Included on the PAGE are Zoning Maps, Transportation information

Zoning Maps

In order to provide parents and guardians with a significant number of school options with increased opportunities to attend schools closer to their homes, allow diverse school enrollments, and to help the District manage transportation more effectively, here is a look at our zoning maps.

[Zoning Maps ▶](#)

Transportation

The Department of Transportation is committed to supporting student academic achievement through a collaborative effort by providing safe, dependable, efficient and cost effective transportation services for BISD Students.

[Transportation Website ▶](#)

JAN
26
2023

2023-2024 Preregistration for Pre-Kindergarten 3-Year Old and 4-Year Old / Kindergarten & 1st Grade Students 🔔

8:00 AM - 5:00 PM

[Read More](#)

JAN
27
2023

2023-2024 Preregistration for Pre-Kindergarten 3-Year Old and 4-Year Old / Kindergarten & 1st Grade Students 🔔

8:00 AM - 5:00 PM

[Read More](#)

JAN
30
2023

2023-2024 Preregistration for Pre-Kindergarten 3-Year Old and 4-Year Old / Kindergarten & 1st Grade Students 🔔

8:00 AM - 5:00 PM

[Read More](#)

JAN
31

2023-2024 Preregistration for Pre-Kindergarten 3-Year Old and 4-Year Old / Kindergarten & 1st Grade Students 🔔

...as well as Contact Information with informative and supportive BISD Personnel

Pre-Kindergarten 3-Year Old and 4-Year Old / Kindergarten & 1st Grade Students

For more information, Contact

Carlos Olvera, Director of the Bilingual Education Department

1900 E. Price Road, Suite.210

Brownsville, Texas 78521

Phone | (956) 548-8271

mrolvera@bisd.us

Maria V. Gonzales at Curriculum & Instruction Department

1900 E. Price Road, Suite.210

Brownsville, Texas 78521

Phone | (956) 698-6392

mvgonzales@bisd.us

2023

8:00 AM - 5:00 PM

[Read More](#)

FEB
1
2023

2023-2024 Preregistration for Pre-Kindergarten 3-Year Old and 4-Year Old / Kindergarten & 1st Grade Students 🛎

8:00 AM - 5:00 PM

[Read More](#)

+ **Dual Enrollment Program**

+ **Extended Day Enrichment Program FREE!**

On the same page is valuable information related to different programs that the BISD has to offer

+ **Dual Enrollment Program**

+ **Extended Day Enrichment Program FREE!**

+ **Gifted & Talented Program**

+ **Honors and Advanced Placement Programs**

+ **Intra-District Transfer Application (Within the District)**

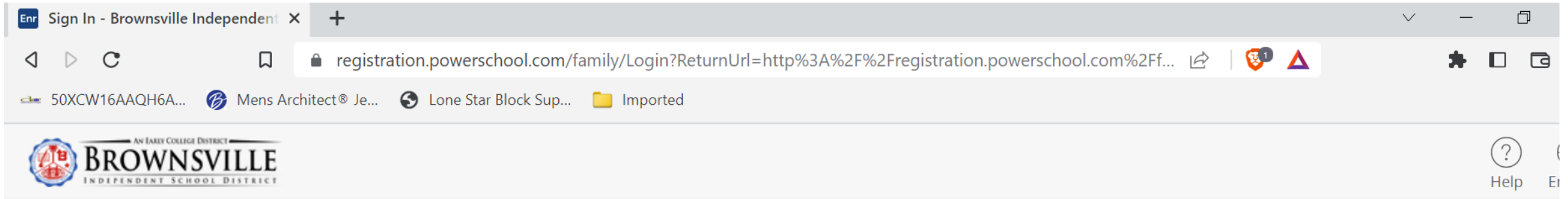
+ **Inter-District Transfer Application (Out of the District)**

+ **Pre-Kindergarten 3-Year Old and 4-Year Old / Kindergarten & 1st Grade Students**

+ **Programs of Study**

+ **Other Programs Offered at BISD**

Clicking on either ENGLISH or SPANISH will provide NEW or RETURNING users access to start the process of registration



Sign In

Email Address

Password

Remember me on this computer

[Sign In](#)

Create Account

With an account, you can...

- Complete forms online
- Save and return to forms in progress
- Print form history

[Create Account](#)

Questions and/or Comments