

Check Disbursements for the Month of December 2025

The following pages recap the disbursements made for accounts payable and payroll for the month. The accounts payable disbursements have been made for services and purchases in accordance with applicable state and local policies and procedures. In addition, disbursements were paid to board-authorized personnel expenses. These pages are for your information.

		Issued Checks	Voids	Difference
198	HURRICANE	\$394,188.62		\$394,188.62
199	LOCAL MAINTENANCE	\$5,882,335.87	\$(7,510.87)	\$5,874,825.00
2XX/3XX/4XX	SPECIAL REVENUE	\$805,237.79	\$(329.77)	\$804,908.02
240	FOOD SERVICE	\$2,808,785.88		\$2,808,785.88
461	ACTIVITY	\$604,100.91		\$604,100.91
599	DEBT SERVICE	\$222,986.29	\$(1,101.90)	\$221,884.39
641	2017 BOND	\$105,795.98		\$105,795.98
642	2022 BOND	\$12,583,014.18		\$12,583,014.18
696	SOFTBALL COMPLEX REPLACEMENT	\$12,503.97		\$12,503.97
753	GROUP BENEFIT FUND	\$94,999.16		\$94,999.16
863	PAYROLL CLEARING & LIABILITY	\$38,406.15		\$38,406.15
865	AGENCY FUND	\$6,739.06		\$6,739.06
	Total	\$23,559,093.86	\$(8,942.54)	\$23,550,151.32

The following is a summary of payroll for the month of December 2025:

December-25		
199	LOCAL MAINTENANCE	\$36,520,622.28
2XX, 3XX, 4XX	SPECIAL REVENUE	\$3,180,442.66
240	FOOD SERVICE	\$1,313,905.40
461	ACTIVITY	\$2,237.27
641	BOND ELECTION 2017	\$6,352.53
770	WORKERS COMPENSATION	\$1,031.36
	Total	\$41,024,591.50

PASADENA ISD
ACCOUNTS PAYABLE SYSTEM
CASH DISBURSEMENTS 12-01-2025 THRU 12-31-2025

CHECK DATE	CHECK AMOUNT	CODE	VENDOR NAME
12/18/2025	2,500.00	ISSUED	1EDTECH CONSORTIUM INC
12/02/2025	895.00	ISSUED	1ST-IN-PADLOCKS
12/19/2025	3,330.64	ISSUED	9 SQUARE IN THE AIR LLC
12/10/2025	1,690.56	ISSUED	ABBOTT NUTRITION
12/19/2025	825.00	ISSUED	ABIGAIL BRACEWELL
12/10/2025	5,495.00	ISSUED	ABSOLUTE TESTING SERVICES INC
12/10/2025	1,470.00	ISSUED	ACADIAN AMBULANCE SVC OF TEXAS
12/16/2025	207.00	ISSUED	ACCURATE LABEL DESIGNS INC
12/02/2025	1,273,275.30	ISSUED	ACE MART RESTAURANT SUPPLY
12/10/2025	286.12	ISSUED	ACE MART RESTAURANT SUPPLY
12/16/2025	972.12	ISSUED	ACE MART RESTAURANT SUPPLY
12/10/2025	5,327.97	ISSUED	ACE T-SHIRTS
12/16/2025	4,947.21	ISSUED	ACE T-SHIRTS
12/18/2025	4,059.85	ISSUED	ACE T-SHIRTS
12/16/2025	1,500.00	ISSUED	ADELAIDE HOLDINGS LLC
12/01/2025	179.00	ISSUED	ADMINISTRACION PARA EL SUSTENO
12/12/2025	179.00	ISSUED	ADMINISTRACION PARA EL SUSTENO
12/19/2025	179.00	ISSUED	ADMINISTRACION PARA EL SUSTENO
12/16/2025	194.46	ISSUED	ADRIAN AMADOR
12/16/2025	8,767.36	ISSUED	ADS CUSTOM SIGNS
12/10/2025	11.60	ISSUED	ADVANCE AUTO PARTS
12/10/2025	1,723.99	ISSUED	ADVANTAGE FINANCIAL SERVICES
12/10/2025	1,350.00	ISSUED	ADVANTAGE INTERESTS INC
12/16/2025	200.50	ISSUED	AGIREPAIR INC
12/16/2025	14,235.75	ISSUED	AGPARTS WORLDWIDE INC
12/10/2025	63.80	ISSUED	AIRGAS USA, LLC
12/16/2025	650.00	ISSUED	ALA UNIT 521
12/01/2025	22.68	ISSUED	ALEIDA ESCAMILLA
12/01/2025	196.87	ISSUED	ALEXA CASTRO
12/10/2025	23.03	ISSUED	ALEXANDER SALTER
12/01/2025	52.92	ISSUED	ALICIA GARCIA
12/10/2025	32.62	ISSUED	ALICIA GARCIA
12/10/2025	350.00	ISSUED	ALIEF ISD ATHLETICS
12/10/2025	553.50	ISSUED	ALLIED PLASTIC SUPPLY LLC
12/01/2025	30.52	ISSUED	ALLISON ZAMARRIPA
12/16/2025	8,400.00	ISSUED	ALL-STAR REVOLUTION
12/18/2025	4,900.00	ISSUED	ALL-STAR REVOLUTION
12/18/2025	336.06	ISSUED	ALONTI CATERING
12/01/2025	19.25	ISSUED	ALTHEA STEVENS
12/10/2025	2.31	ISSUED	ALTHEA STEVENS
12/16/2025	350.00	ISSUED	ALVIN HS
12/10/2025	7.49	ISSUED	AMANDA CALLAWAY
12/01/2025	30.52	ISSUED	AMANDA CARR
12/02/2025	23,833.06	ISSUED	AMAZON CAPITAL SERVICES
12/05/2025	16,506.94	ISSUED	AMAZON CAPITAL SERVICES
12/08/2025	6,582.44	ISSUED	AMAZON CAPITAL SERVICES
12/10/2025	4,458.59	ISSUED	AMAZON CAPITAL SERVICES
12/10/2025	355.23	ISSUED	AMAZON CAPITAL SERVICES
12/12/2025	37,387.82	ISSUED	AMAZON CAPITAL SERVICES
12/16/2025	31,559.65	ISSUED	AMAZON CAPITAL SERVICES
12/16/2025	264.70	ISSUED	AMAZON CAPITAL SERVICES
12/16/2025	1,665.98	ISSUED	AMAZON CAPITAL SERVICES
12/18/2025	24,878.73	ISSUED	AMAZON CAPITAL SERVICES
12/18/2025	137.82	ISSUED	AMAZON CAPITAL SERVICES
12/18/2025	45.72	ISSUED	AMAZON CAPITAL SERVICES
12/19/2025	2,903.06	ISSUED	AMAZON CAPITAL SERVICES
12/16/2025	793.63	ISSUED	AMBER MACNEISH
12/16/2025	176.05	ISSUED	AMC MUSIC LLC
12/10/2025	1,350.00	ISSUED	AMERICAN GENERATOR SERVICES NA
12/16/2025	450.00	ISSUED	AMERICAN GENERATOR SERVICES NA
12/10/2025	66.99	ISSUED	AMY CAMPOS
12/16/2025	126.00	ISSUED	AMY CAMPOS
12/01/2025	1,352.56	ISSUED	AMY GARCIA
12/10/2025	43.96	ISSUED	ANA ESCOBEDO
12/01/2025	61.60	ISSUED	ANDREA GAETE
12/10/2025	88.27	ISSUED	ANDREA GAETE
12/10/2025	43.47	ISSUED	ANGELICA SILLER
12/16/2025	1,472.92	ISSUED	ANIXTER INC
12/01/2025	51.80	ISSUED	ANNETTE DEMARET
12/10/2025	3,182.00	ISSUED	ANTONIO'S PIZZA AND MORE
12/16/2025	3,365.00	ISSUED	ANTONIO'S PIZZA AND MORE
12/18/2025	2,002.00	ISSUED	ANTONIO'S PIZZA AND MORE
12/19/2025	197.00	ISSUED	ANTONIO'S PIZZA AND MORE
12/10/2025	816.00	ISSUED	APPLE INC
12/18/2025	954.00	ISSUED	APPLE INC
12/10/2025	17.36	ISSUED	APRIL WEISEDEL
12/16/2025	394,188.62	ISSUED	ARGIO ROOFING & CONSTRUCTION LLC
12/02/2025	26,581.61	ISSUED	ARMSTRONG REPAIR CENTER
12/16/2025	536.00	ISSUED	ARMSTRONG REPAIR CENTER

**PASADENA ISD
ACCOUNTS PAYABLE SYSTEM
CASH DISBURSEMENTS 12-01-2025 THRU 12-31-2025**

CHECK DATE	CHECK AMOUNT	CODE	VENDOR NAME
12/18/2025	991.00	ISSUED	ARMSTRONG REPAIR CENTER
12/02/2025	150.00	ISSUED	ARTHUR J GALLAGHER RISK MGMT SRV
12/10/2025	2,400.98	ISSUED	ASCO EQUIPMENT
12/01/2025	54.53	ISSUED	ASHLEY PAVLOCK
12/10/2025	102.69	ISSUED	ASTIN HAGGERTY
12/10/2025	2,904.90	ISSUED	ASTRO PROMO & UNIFORMS LLC
12/16/2025	3,474.70	ISSUED	ASTRO PROMO & UNIFORMS LLC
12/10/2025	7,636.42	ISSUED	AT&T
12/10/2025	13,671.04	ISSUED	AT&T MOBILITY LLC
12/16/2025	300.00	ISSUED	ATLAS SIGN COMPANY INC
12/01/2025	6.72	ISSUED	AURORA SESENTO
12/10/2025	14.98	ISSUED	AURORA SESENTO
12/16/2025	1,500.00	ISSUED	AWESOME EVENTS
12/16/2025	500.10	ISSUED	B&G PASADENA WHOLESALE
12/10/2025	140.16	ISSUED	B&H PHOTO VIDEO PRO AUDIO
12/16/2025	244.25	ISSUED	BALFOUR/LONE STAR
12/10/2025	400.00	ISSUED	BARBERS HILL ISD
12/10/2025	120.00	ISSUED	BARBERS HILL ISD ATHLETICS
12/01/2025	63.90	ISSUED	BARNES & NOBLE BOOKSELLERS INC
12/16/2025	391.28	ISSUED	BARNES & NOBLE INC
12/16/2025	1,040.98	ISSUED	BARNES & NOBLE INC
12/18/2025	546.73	ISSUED	BARNES & NOBLE INC
12/02/2025	2,806.06	ISSUED	BASS & MEINEKE NO 1 LLC
12/10/2025	12,924.42	ISSUED	BASS & MEINEKE NO 1 LLC
12/16/2025	11,915.29	ISSUED	BASS & MEINEKE NO 1 LLC
12/18/2025	3,150.88	ISSUED	BASS & MEINEKE NO 1 LLC
12/05/2025	300.00	ISSUED	BAYSIDE ATHLETICS
12/10/2025	1,370.00	ISSUED	BAYSIDE PLUMBING SERVICES
12/16/2025	5,656.00	ISSUED	BAYSIDE PLUMBING SERVICES
12/16/2025	(5,656.00)	VOIDED	BAYSIDE PLUMBING SERVICES
12/16/2025	1,210.50	ISSUED	BC SHOP
12/10/2025	5.11	ISSUED	BCTRA-VIOLATIONS
12/10/2025	11,000.00	ISSUED	BDH PLANNING & CONSTRUCTION LLC
12/16/2025	67.00	ISSUED	BEARCOM OPERATING LLC
12/16/2025	67.79	ISSUED	BELL CLEANERS
12/18/2025	5,722.00	ISSUED	BIG FUNDRAISING IDEAS
12/01/2025	34,000.00	ISSUED	BILINGUAL GENERATION LLC
12/16/2025	79.17	ISSUED	BLANCA GARCIA
12/10/2025	30,007.20	ISSUED	BLAZERWORKS LLC
12/16/2025	10,062.00	ISSUED	BLAZERWORKS LLC
12/10/2025	316.12	ISSUED	BLICK ART MATERIALS
12/10/2025	26.68	ISSUED	BLICK ART MATERIALS LLC
12/18/2025	599.01	ISSUED	BLICK ART MATERIALS LLC
12/18/2025	502.03	ISSUED	BLUE WILLOW BOOKSHOP
12/18/2025	117.93	ISSUED	BLUETRITON BRANDS INC
12/16/2025	778.96	ISSUED	BOUND TO STAY BOUND BOOKS
12/02/2025	250.00	ISSUED	BOYD SMITH & ASSOCIATES
12/10/2025	426.00	ISSUED	BPA-TEXAS AREA 5 REGION IV
12/10/2025	575.00	ISSUED	BPA-TEXAS AREA 5 REGION IV
12/10/2025	512.00	ISSUED	BPA-TEXAS AREA 5 REGION IV
12/10/2025	472.00	ISSUED	BPA-TEXAS AREA 5 REGION IV
12/10/2025	7.14	ISSUED	BRENT WILSON
12/01/2025	10.64	ISSUED	BRIANNA MONTALVO
12/10/2025	13.79	ISSUED	BRIANNA MONTALVO
12/10/2025	8,158.38	ISSUED	BRINK'S INCORPORATED
12/10/2025	620.90	ISSUED	BRINK'S INCORPORATED
12/16/2025	69.60	ISSUED	BRITNEY SUBINSKY
12/10/2025	1,208.80	ISSUED	BROOKS DUPLICATOR COMPANY
12/05/2025	28,168.05	ISSUED	BROTHERS PRODUCE INC
12/05/2025	20,261.13	ISSUED	BROTHERS PRODUCE INC
12/05/2025	23,342.95	ISSUED	BROTHERS PRODUCE INC
12/15/2025	20,285.63	ISSUED	BROTHERS PRODUCE INC
12/15/2025	17,275.90	ISSUED	BROTHERS PRODUCE INC
12/10/2025	9,010.75	ISSUED	BROWN & ROOT INDUST SRVCS LLC
12/16/2025	71,369.50	ISSUED	BROWN & ROOT INDUST SRVCS LLC
12/18/2025	700.00	ISSUED	BRYAN R DAWN
12/02/2025	1,300.05	ISSUED	BSN SPORTS LLC
12/10/2025	7,946.59	ISSUED	BSN SPORTS LLC
12/16/2025	23,582.64	ISSUED	BSN SPORTS LLC
12/16/2025	5,597.18	ISSUED	BSN SPORTS LLC
12/18/2025	4,823.03	ISSUED	BSN SPORTS LLC
12/19/2025	508.54	ISSUED	BSN SPORTS LLC
12/10/2025	437.87	ISSUED	BUILDING CONTROLS & SOLUTIONS
12/16/2025	4,668.87	ISSUED	BUILDING CONTROLS & SOLUTIONS
12/18/2025	388.93	ISSUED	BUILDING CONTROLS & SOLUTIONS
12/10/2025	650.00	ISSUED	BUREAU OF EDUCATION & RESEARCH
12/01/2025	374.00	ISSUED	BUSINESS PROFESSION OF AMERICA
12/10/2025	44.00	ISSUED	BUSINESS PROFESSION OF AMERICA
12/16/2025	25,671.00	ISSUED	CALDWELL COUNTRY CHEVROLET

PASADENA ISD
ACCOUNTS PAYABLE SYSTEM
CASH DISBURSEMENTS 12-01-2025 THRU 12-31-2025

CHECK DATE	CHECK AMOUNT	CODE	VENDOR NAME
12/02/2025	5,719.32	ISSUED	CANON FINANCIAL SERVICES INC
12/10/2025	1,261.97	ISSUED	CANON FINANCIAL SERVICES INC
12/16/2025	12,553.14	ISSUED	CANON FINANCIAL SERVICES INC
12/10/2025	2,071.68	ISSUED	CANON USA INC
12/10/2025	295.00	ISSUED	CAPTURING KIDS HEARTS
12/16/2025	58.60	ISSUED	CARA BOGGS
12/02/2025	1,225.00	ISSUED	CAREERSAFE LLC
12/16/2025	2,345.00	ISSUED	CAREERSAFE LLC
12/10/2025	91.42	ISSUED	CARLA MACHADO
12/10/2025	135.00	ISSUED	CARLOS MANRIQUE
12/10/2025	175.00	ISSUED	CARLOS SANTOS
12/10/2025	18.62	ISSUED	CARMEN GONZALEZ
12/16/2025	586.68	ISSUED	CAROLINA BIOLOGICAL SUPPLY CO
12/01/2025	42.00	ISSUED	CAROLINA TURRUBIATES
12/10/2025	6.79	ISSUED	CAROLINA TURRUBIATES
12/16/2025	41.93	ISSUED	CAROLINA TURRUBIATES
12/01/2025	65.89	ISSUED	CAROLYN BRYANT
12/10/2025	13.98	ISSUED	CAROLYN BRYANT
12/10/2025	2,964.89	ISSUED	CARRIER ENTERPRISE LLC-STX
12/01/2025	131.25	ISSUED	CASSANDRA DACASTO
12/10/2025	85.61	ISSUED	CASSANDRA DACASTO
12/10/2025	199.00	ISSUED	CCC INTELLIGENT SOLUTIONS INC
12/02/2025	8,903.15	ISSUED	CDW GOVERNMENT LLC
12/10/2025	989,914.96	ISSUED	CDW GOVERNMENT LLC
12/16/2025	15,105.17	ISSUED	CDW GOVERNMENT LLC
12/18/2025	2,811.50	ISSUED	CDW GOVERNMENT LLC
12/19/2025	51,322.04	ISSUED	CDW GOVERNMENT LLC
12/01/2025	196.87	ISSUED	CECILIA GONZALEZ
12/10/2025	132,500.00	ISSUED	CENERGISTIC LLC
12/18/2025	2,235.45	ISSUED	CENGAGE LEARNING INC
12/10/2025	22,993.00	ISSUED	CENTERPOINT ENERGY
12/10/2025	42.98	ISSUED	CENTERPOINT ENERGY
12/10/2025	1,214.10	ISSUED	CENTRAL TEXAS BBQ
12/10/2025	56.90	ISSUED	CERAMIC STORE OF HOUSTON LLC
12/16/2025	380.30	ISSUED	CERAMIC STORE OF HOUSTON LLC
12/18/2025	48.90	ISSUED	CERAMIC STORE OF HOUSTON LLC
12/01/2025	160.00	ISSUED	CFI MECHANICAL INC
12/10/2025	691.23	ISSUED	CFISD ATHLETICS
12/10/2025	1,243.50	ISSUED	CG GRAPHX LLC
12/02/2025	8,200.31	ISSUED	CHALKS TRUCK PARTS
12/10/2025	9,708.52	ISSUED	CHALKS TRUCK PARTS
12/16/2025	1,785.71	ISSUED	CHALKS TRUCK PARTS
12/18/2025	1,623.05	ISSUED	CHALKS TRUCK PARTS
12/16/2025	880.04	ISSUED	CHAMPION TEAMWEAR
12/16/2025	1,507.00	ISSUED	CHANNEL DOOR 1 LP
12/18/2025	1,507.00	ISSUED	CHANNEL DOOR 1 LP
12/10/2025	160.00	ISSUED	CHANNELVIEW ISD
12/10/2025	5,406.61	ISSUED	CHARCO PROMOS
12/16/2025	1,318.92	ISSUED	CHARCO PROMOS
12/10/2025	2,882.00	ISSUED	CHARLA HARKREADER
12/02/2025	200.00	ISSUED	CHARLENE D CAID
12/10/2025	9.45	ISSUED	CHELSEA BEFFANO
12/18/2025	12,896.71	ISSUED	CHEM-AQUA INC
12/01/2025	12.60	ISSUED	CHERYL CHRISTEN
12/01/2025	350.00	ISSUED	CHESTER W NIMITZ HS NJROTC
12/10/2025	13,827.63	ISSUED	CHILD FIRST SPEECH LLC
12/18/2025	5,805.00	ISSUED	CHILD FIRST SPEECH LLC
12/01/2025	11.34	ISSUED	CHRISTINA TORRES
12/16/2025	300.00	ISSUED	CHRISTOPHER SILVAS
12/16/2025	33.30	ISSUED	CHRISTY COBB
12/19/2025	1,812.56	ISSUED	CHUY'S
12/10/2025	280.00	ISSUED	CICI'S PIZZA #37
12/16/2025	322.00	ISSUED	CICI'S PIZZA #37
12/18/2025	1,204.00	ISSUED	CICI'S PIZZA #37
12/10/2025	68.53	ISSUED	CINDY GARCIA
12/02/2025	476.49	ISSUED	CINTAS CORPORATION #2
12/10/2025	1,186.82	ISSUED	CINTAS CORPORATION #2
12/18/2025	1,015.22	ISSUED	CINTAS CORPORATION #2
12/16/2025	162.11	ISSUED	CINTHYA BONILLA
12/16/2025	110.14	ISSUED	CIRCLE SAW BUILDERS SUPPLY INC
12/02/2025	154.94	ISSUED	CITY OF HOUSTON-HHS
12/10/2025	4,700.88	ISSUED	CITY OF HOUSTON-WATER DEPT
12/16/2025	46,267.79	ISSUED	CITY OF HOUSTON-WATER DEPT
12/18/2025	24,000.21	ISSUED	CITY OF HOUSTON-WATER DEPT
12/10/2025	1,955.00	ISSUED	CITY OF PASADENA-GOLF COURSE
12/16/2025	4,871.01	ISSUED	CITY OF PEARLAND WATER DEPT
12/16/2025	7,341.46	ISSUED	CITY OF SO HOUSTON WATER DPT
12/10/2025	87,139.09	ISSUED	CITY PASADENA WATER
12/16/2025	43,677.41	ISSUED	CITY PASADENA WATER

PASADENA ISD
ACCOUNTS PAYABLE SYSTEM
CASH DISBURSEMENTS 12-01-2025 THRU 12-31-2025

CHECK DATE	CHECK AMOUNT	CODE	VENDOR NAME
12/10/2025	2,310.55	ISSUED	CITY SUPPLY COMPANY INC
12/16/2025	4,834.46	ISSUED	CITY SUPPLY COMPANY INC
12/10/2025	2,788.75	ISSUED	CLARK FREIGHT LINES INC
12/01/2025	35.07	ISSUED	CLAUDIA FLORES
12/16/2025	120.00	ISSUED	CLAUDIA SANCHEZ
12/16/2025	2,300.23	ISSUED	CLEAR BROOK CITY MUD
12/10/2025	110.00	ISSUED	CLEAR CREEK GIRLS GOLF
12/10/2025	275.00	ISSUED	CLEAR LAKE HIGH SCHOOL
12/18/2025	275.00	ISSUED	CLEAR LAKE HIGH SCHOOL
12/10/2025	10,500.00	ISSUED	COASTAL COMMISSIONING GROUP LLC
12/02/2025	525.00	ISSUED	COASTAL FUNDRAISING CONCEPTS INC
12/10/2025	575.00	ISSUED	COASTAL FUNDRAISING CONCEPTS INC
12/18/2025	2,700.00	ISSUED	COASTAL FUNDRAISING CONCEPTS INC
12/16/2025	303.60	ISSUED	COLLEGE BOARD
12/10/2025	106.69	ISSUED	COMCAST
12/02/2025	1,190.18	ISSUED	COMMERCIAL KITCHEN PARTS & SRVC
12/10/2025	32,000.00	ISSUED	COMMUNITY MATTERS INC
12/10/2025	5,681.66	ISSUED	COWTOWN MATERIALS INC
12/10/2025	6,064.00	ISSUED	CPMR HOUSTON INC
12/16/2025	7,157.00	ISSUED	CULINARY DEPOT
12/10/2025	25.06	ISSUED	CYNTHIA IBARRA-SILVA
12/16/2025	100.00	ISSUED	CYNTHIA IBARRA-SILVA
12/01/2025	42.49	ISSUED	CYNTHIA TREJO
12/10/2025	19.74	ISSUED	CYNTHIA TREJO
12/16/2025	230.00	ISSUED	CYPRESS WOODS HS
12/10/2025	2,885.59	ISSUED	D ZINE GRAPHICS LLC
12/16/2025	3,575.00	ISSUED	DAKTRONICS INC
12/18/2025	6,825.00	ISSUED	DAKTRONICS INC
12/10/2025	100.00	ISSUED	DANIEL GARCIA
12/10/2025	80.70	ISSUED	DANIEL HOPPIE
12/01/2025	1.40	ISSUED	DARCY HEARD
12/01/2025	112.00	ISSUED	DARIN QUINTERO
12/10/2025	23.52	ISSUED	DARLA MASSEY-JONES
12/10/2025	323.97	ISSUED	DARR EQUIPMENT CO
12/01/2025	1,340.00	ISSUED	DAVID G. PEAKE
12/12/2025	1,340.00	ISSUED	DAVID G. PEAKE
12/19/2025	1,340.00	ISSUED	DAVID G. PEAKE
12/02/2025	3,626.40	ISSUED	DAXWELL DISTRIBUTION
12/16/2025	16,320.00	ISSUED	DAXWELL DISTRIBUTION
12/18/2025	13,056.00	ISSUED	DAXWELL DISTRIBUTION
12/10/2025	994.50	ISSUED	DBS TEXAS
12/18/2025	544.68	ISSUED	DBS TEXAS
12/02/2025	210.00	ISSUED	DEALERS ELECTRICAL SUPPLY
12/10/2025	3,185.75	ISSUED	DEALERS ELECTRICAL SUPPLY
12/16/2025	4,556.70	ISSUED	DEALERS ELECTRICAL SUPPLY
12/18/2025	1,380.69	ISSUED	DEALERS ELECTRICAL SUPPLY
12/02/2025	345.00	ISSUED	DEANAN GOURMET POPCORN
12/10/2025	230.00	ISSUED	DEANAN GOURMET POPCORN
12/02/2025	160.00	ISSUED	DEBORAH HIRSCH
12/10/2025	44.02	ISSUED	DEBORAH WOOD
12/18/2025	3,772.87	ISSUED	DECKER EQUIPMENT/SCHOOL FIX
12/10/2025	2,099.33	ISSUED	DEER PARK LUMBER CO
12/16/2025	1,331.30	ISSUED	DEMCO INC
12/01/2025	38.29	ISSUED	DENICIA ARANGO
12/01/2025	405.64	ISSUED	DEPT OF CHILDREN & FAMILY SVC
12/12/2025	405.64	ISSUED	DEPT OF CHILDREN & FAMILY SVC
12/19/2025	405.64	ISSUED	DEPT OF CHILDREN & FAMILY SVC
12/10/2025	69.09	ISSUED	DEREK DUCKETT
12/16/2025	-	ISSUED	DEREK GILLARD
12/10/2025	900.00	ISSUED	DEVIONNE JONES
12/18/2025	1,050.00	ISSUED	DEVIONNE JONES
12/02/2025	337.84	ISSUED	DF SALES TX LLC
12/10/2025	758.34	ISSUED	DF SALES TX LLC
12/10/2025	483.00	ISSUED	DIADEM SPORTS LLC
12/01/2025	10.08	ISSUED	DIANA RIOS
12/18/2025	779,475.17	ISSUED	DIRECT ENERGY BUSINESS
12/18/2025	263.50	ISSUED	DISA INC
12/10/2025	4,195.00	ISSUED	DNA TRANSMISSION INC
12/10/2025	4,720.44	ISSUED	JPMORGAN CHASE-FUEL
12/05/2025	196,236.21	ISSUED	JPMORGAN CHASE-LPC
12/08/2025	121,974.79	ISSUED	JPMORGAN CHASE-TRAVEL
12/10/2025	18.27	ISSUED	DOCUMATION OF HOUSTON LLC
12/10/2025	21.56	ISSUED	DONNA SUMMERS
12/10/2025	75.00	ISSUED	DOW FENCE & SUPPLY CO
12/16/2025	1,603.98	ISSUED	DOW FENCE & SUPPLY CO
12/10/2025	1,270,353.30	ISSUED	DRYMALLA CONSTRUCTION CO LLC
12/16/2025	2,530,183.45	ISSUED	DRYMALLA CONSTRUCTION CO LLC
12/18/2025	4,384,527.40	ISSUED	DRYMALLA CONSTRUCTION CO LLC
12/16/2025	7,461.72	ISSUED	DTN LLC

PASADENA ISD
ACCOUNTS PAYABLE SYSTEM
CASH DISBURSEMENTS 12-01-2025 THRU 12-31-2025

CHECK DATE	CHECK AMOUNT	CODE	VENDOR NAME
12/16/2025	635.42	ISSUED	DUAA SHAN
12/10/2025	395.00	ISSUED	DYNAMIC IMAGING SOLUTIONS INC
12/10/2025	788.72	ISSUED	EBSCO INFORMATION SERVICES
12/10/2025	5,292.00	ISSUED	ECHO AFC TRANSPORTATION
12/10/2025	271.00	ISSUED	E-CONTROL SYSTEMS INC
12/10/2025	175.00	ISSUED	EDUARDO MEZA
12/16/2025	2,270.00	ISSUED	ELEVATOR TRANSPORTATION SRVC INC
12/16/2025	7.91	ISSUED	ELIANA LEAL
12/01/2025	29.54	ISSUED	ELISABETH GARCILAZO
12/01/2025	14.77	ISSUED	ELIZABETH FRANKLIN
12/10/2025	28.91	ISSUED	ELIZABETH OCHOA
12/10/2025	124.60	ISSUED	ELLIE CASTILLO
12/01/2025	21.94	ISSUED	EMILY DE LANO
12/01/2025	17.15	ISSUED	EMMA CRUZ
12/10/2025	1,538.52	ISSUED	ENHANCED LASER PRODUCTS
12/10/2025	100.00	ISSUED	ENHANCED LASER PRODUCTS
12/16/2025	3,984.00	ISSUED	ENHANCED LASER PRODUCTS
12/18/2025	761.05	ISSUED	ENHANCED LASER PRODUCTS
12/19/2025	281.50	ISSUED	ENHANCED LASER PRODUCTS
12/18/2025	300.00	ISSUED	ENVIRO-CON SERVICES
12/19/2025	42,700.00	ISSUED	E-RATE CENTRAL
12/18/2025	866.25	ISSUED	ERNIE'S CAFE & CATERING LLC
12/16/2025	66.49	ISSUED	EVELIA BERNAL
12/10/2025	155,427.67	ISSUED	EVERWAY LLC
12/16/2025	94.57	ISSUED	EWING IRRIGATION PRODUCTS INC
12/10/2025	775.75	ISSUED	FERGUSON ENTERPRISES LLC
12/16/2025	104.49	ISSUED	FERGUSON ENTERPRISES LLC
12/19/2025	525.17	ISSUED	FERGUSON ENTERPRISES LLC
12/16/2025	10,426.00	ISSUED	FIRE PROTECTION SERVICE INC
12/18/2025	4,648.00	ISSUED	FIRE PROTECTION SERVICE INC
12/18/2025	1,353.00	ISSUED	FIRST CLASS TRANSPORTATION LLC
12/18/2025	225.00	ISSUED	FIRST TO THE FINISH
12/10/2025	29.90	ISSUED	FITNESS FINDERS INC
12/10/2025	892.00	ISSUED	FLEMING INSTRUMENT REPAIR
12/10/2025	2,300.64	ISSUED	FLINN SCIENTIFIC INC
12/01/2025	76.30	ISSUED	FLOR ALANIS
12/01/2025	119.99	ISSUED	FLORIDA STATE DISBURSEMENT UNIT
12/12/2025	119.99	ISSUED	FLORIDA STATE DISBURSEMENT UNIT
12/19/2025	119.99	ISSUED	FLORIDA STATE DISBURSEMENT UNIT
12/16/2025	205.00	ISSUED	FLOWERS FOR YOU
12/18/2025	90.00	ISSUED	FLOWERS FOR YOU
12/10/2025	680.00	ISSUED	FORDE-FERRIER LLC
12/18/2025	459.00	ISSUED	FORMAL FASHIONS INC
12/02/2025	11,001.50	ISSUED	FORT WORTH RUNNING COMPANY
12/10/2025	19,909.15	ISSUED	FORT WORTH RUNNING COMPANY
12/16/2025	14,737.25	ISSUED	FORT WORTH RUNNING COMPANY
12/18/2025	13,673.25	ISSUED	FORT WORTH RUNNING COMPANY
12/19/2025	1,453.50	ISSUED	FORT WORTH RUNNING COMPANY
12/18/2025	300.00	ISSUED	FOSTER HIGH SCHOOL
12/01/2025	44.45	ISSUED	FRANCISCA GARZA
12/10/2025	15.19	ISSUED	FRANCISCA GARZA
12/10/2025	300.00	ISSUED	FRANCISCO ESPINOZA
12/02/2025	6,720.00	ISSUED	FRANK SANCHEZ
12/02/2025	5,880.00	ISSUED	FRANK SANCHEZ
12/19/2025	5,500.00	ISSUED	FRANKLIN COVEY CLIENT SALES INC
12/16/2025	380.94	ISSUED	FRED J MILLER INC
12/02/2025	1,528.36	ISSUED	FREEZING POINT LLC
12/10/2025	1,911.72	ISSUED	FTG TEXAS
12/10/2025	142.50	ISSUED	FTG TEXAS
12/16/2025	141.00	ISSUED	FTG TEXAS
12/18/2025	1,688.89	ISSUED	FTG TEXAS
12/19/2025	135.25	ISSUED	FTG TEXAS
12/10/2025	1,447.70	ISSUED	FTR RACE MANAGEMENT
12/10/2025	424.18	ISSUED	FUNCTION4 (LEASE DIRECT)
12/16/2025	6,662.74	ISSUED	FUNCTION4 (LEASE DIRECT)
12/18/2025	695.51	ISSUED	FUNCTION4 (LEASE DIRECT)
12/10/2025	110.00	ISSUED	GABRIEL FLORES
12/10/2025	400.00	ISSUED	GABRIEL GARCIA
12/16/2025	69.60	ISSUED	GABRIELA CHAPA HERRERA
12/01/2025	6.86	ISSUED	GABRIELLA RIOS
12/18/2025	16,667.00	ISSUED	GALLAGHER BENEFIT SERVICES INC
12/10/2025	6,562.10	ISSUED	GAME ONE
12/16/2025	3,023.23	ISSUED	GAME ONE
12/18/2025	475.67	ISSUED	GAME ONE
12/18/2025	2,133,343.20	ISSUED	GAMMA CONSTRUCTION COMPANY
12/02/2025	1,677.35	ISSUED	GANDY INK
12/16/2025	1,159.70	ISSUED	GANDY INK
12/18/2025	3,194.00	ISSUED	GANDY INK
12/01/2025	65.00	ISSUED	GARRETT SANBORNE

**PASADENA ISD
ACCOUNTS PAYABLE SYSTEM
CASH DISBURSEMENTS 12-01-2025 THRU 12-31-2025**

CHECK DATE	CHECK AMOUNT	CODE	VENDOR NAME
12/16/2025	1,189.00	ISSUED	GARZA'S AUTO REPAIR
12/02/2025	132.72	ISSUED	GATEWAY PRINTING &
12/10/2025	479.47	ISSUED	GATEWAY PRINTING &
12/16/2025	4,684.95	ISSUED	GATEWAY PRINTING &
12/16/2025	1,046.78	ISSUED	GATEWAY PRINTING &
12/02/2025	152.43	ISSUED	GATEWAY PRINTING & OFFICE SUPPLY
12/10/2025	1,587.55	ISSUED	GATEWAY PRINTING & OFFICE SUPPLY
12/16/2025	5,636.39	ISSUED	GATEWAY PRINTING & OFFICE SUPPLY
12/18/2025	3,120.03	ISSUED	GATEWAY PRINTING & OFFICE SUPPLY
12/10/2025	6,196.50	ISSUED	GENESIS II INC
12/10/2025	700.00	ISSUED	GEORGETOWN HS
12/16/2025	28.29	ISSUED	GISELL ORTEGA
12/02/2025	4,633.66	ISSUED	GLAZIER FOODS COMPANY
12/10/2025	1,625.41	ISSUED	GLAZIER FOODS COMPANY
12/16/2025	5,092.05	ISSUED	GLAZIER FOODS COMPANY
12/19/2025	520.70	ISSUED	GLAZIER FOODS COMPANY
12/16/2025	6,590.00	ISSUED	GLOBAL VENDING GROUP INC
12/01/2025	98.21	ISSUED	GLORIA BETANCOURT
12/10/2025	9,757.59	ISSUED	GOLD STAR FOODS
12/10/2025	500.00	ISSUED	GOLD STONE AUTO GLASS
12/16/2025	18,000.00	ISSUED	GOOD REASON HOUSTON INC
12/16/2025	2,936.94	ISSUED	GOODHEART-WILLCOX CO INC
12/10/2025	250.00	ISSUED	GOOSE CREEK ATHLETICS
12/16/2025	350.00	ISSUED	GOOSE CREEK CISD
12/10/2025	32.28	ISSUED	GOPHER
12/05/2025	230,851.81	ISSUED	GORDON FOOD SERVICE INC
12/05/2025	128,818.88	ISSUED	GORDON FOOD SERVICE INC
12/05/2025	148,814.76	ISSUED	GORDON FOOD SERVICE INC
12/05/2025	185,057.80	ISSUED	GORDON FOOD SERVICE INC
12/15/2025	223,374.81	ISSUED	GORDON FOOD SERVICE INC
12/15/2025	94,733.88	ISSUED	GORDON FOOD SERVICE INC
12/02/2025	1,262.00	ISSUED	GOVCONNECTION INC
12/16/2025	82,670.00	ISSUED	GOVCONNECTION INC
12/02/2025	33,532.34	ISSUED	GPD GROUP
12/16/2025	2,480.40	ISSUED	GPD GROUP
12/16/2025	34,707.10	ISSUED	GPD GROUP
12/02/2025	152.60	ISSUED	GRAINGER
12/10/2025	1,701.04	ISSUED	GRAINGER
12/16/2025	862.45	ISSUED	GRAINGER
12/10/2025	2,310.80	ISSUED	GRANITE TELECOMMUNICATIONS LLC
12/10/2025	10,000.00	ISSUED	GREEN LIGHT GROUP TOURS
12/16/2025	302.05	ISSUED	GREG REYES
12/10/2025	697.59	ISSUED	GRIMCO INC
12/10/2025	1,544.75	ISSUED	GROGGY DOG
12/10/2025	300.00	ISSUED	GRUBBS VIDEO PRODUCTIONS
12/16/2025	21.42	ISSUED	GUADALUPE BATRES
12/10/2025	314,521.40	ISSUED	GURRY MECHANICAL INC
12/18/2025	78,332.16	ISSUED	H2U WELLNESS CENTERS
12/18/2025	54.00	ISSUED	HAL LEONARD
12/10/2025	23.23	ISSUED	HAMSHIRE-FANNETT ISD ATH DEPT
12/16/2025	93.48	ISSUED	HAND2MIND INC
12/02/2025	8,771.00	ISSUED	HARDIES FRESH FOODS
12/16/2025	54,277.90	ISSUED	HARDIES FRESH FOODS
12/10/2025	429,801.00	ISSUED	HARRIS CENTRAL APPRAISAL DIST
12/02/2025	11.70	ISSUED	HARRIS COUNTY DEPT OF EDUC
12/10/2025	991.54	ISSUED	HARRIS COUNTY DEPT OF EDUC
12/16/2025	93.00	ISSUED	HARRIS COUNTY DEPT OF EDUC
12/18/2025	670.75	ISSUED	HARRIS COUNTY DEPT OF EDUC
12/18/2025	3,721.17	ISSUED	HARRIS COUNTY-GENERAL
12/18/2025	43,200.00	ISSUED	HARRIS COUNTY-TREASURER
12/02/2025	119.99	ISSUED	HARRIS RATINGS WEEKLY
12/19/2025	13,200.00	ISSUED	HARVEY W EMMONS III
12/10/2025	669.96	ISSUED	HCTRA-VIOLATIONS
12/16/2025	103.56	ISSUED	HCTRA-VIOLATIONS
12/02/2025	100.00	ISSUED	HECTOR MARTINEZ
12/10/2025	14.98	ISSUED	HECTOR POMBO
12/05/2025	300.00	ISSUED	HENRY ALLEN GRUBBS
12/18/2025	285.00	ISSUED	HENRY SCHEIN INC
12/16/2025	2,750.00	ISSUED	HERC RENTALS INC
12/16/2025	2,750.00	ISSUED	HERC RENTALS INC
12/16/2025	(2,750.00)	VOIDED	HERC RENTALS INC
12/16/2025	255.00	ISSUED	HIGGINS PHOTOGRAPHY
12/02/2025	23,291.06	ISSUED	HILAND DAIRY FOODS
12/02/2025	18,791.71	ISSUED	HILAND DAIRY FOODS
12/02/2025	14,892.30	ISSUED	HILAND DAIRY FOODS
12/08/2025	14,873.53	ISSUED	HILAND DAIRY FOODS
12/10/2025	20,016.70	ISSUED	HILAND DAIRY FOODS
12/10/2025	16,473.17	ISSUED	HILAND DAIRY FOODS
12/15/2025	19,253.89	ISSUED	HILAND DAIRY FOODS

**PASADENA ISD
ACCOUNTS PAYABLE SYSTEM
CASH DISBURSEMENTS 12-01-2025 THRU 12-31-2025**

CHECK DATE	CHECK AMOUNT	CODE	VENDOR NAME
12/16/2025	23,988.51	ISSUED	HILAND DAIRY FOODS
12/16/2025	19,673.56	ISSUED	HILAND DAIRY FOODS
12/10/2025	209.00	ISSUED	HOBART SERVICE
12/10/2025	182.98	ISSUED	HOLLY LEWALLEN
12/01/2025	8.40	ISSUED	HOLLY YOES
12/02/2025	642.65	ISSUED	HOLT TRUCK CENTERS
12/10/2025	10,597.33	ISSUED	HOLT TRUCK CENTERS
12/16/2025	11,833.21	ISSUED	HOLT TRUCK CENTERS
12/18/2025	2,271.28	ISSUED	HOLT TRUCK CENTERS
12/02/2025	58.16	ISSUED	HOME DEPOT CREDIT SERVICE
12/10/2025	753.03	ISSUED	HOME DEPOT CREDIT SERVICE
12/16/2025	3,812.73	ISSUED	HOME DEPOT CREDIT SERVICE
12/10/2025	20,072.98	ISSUED	HOPSKIPDRIVE INC
12/10/2025	15.00	ISSUED	HORACIO ONTIVEROS
12/02/2025	1,350.00	ISSUED	HOSA-FUTURE HEALTH PROFESSIONALS
12/18/2025	3,550.00	ISSUED	HOSA-FUTURE HEALTH PROFESSIONALS
12/10/2025	600.00	ISSUED	HOUSTON BALLET
12/18/2025	600.00	ISSUED	HOUSTON CHAPTER BASKETBALL OFF
12/10/2025	511.00	ISSUED	HOUSTON CHRONICLE
12/16/2025	164.00	ISSUED	HOUSTON CHRONICLE
12/16/2025	1,200.00	ISSUED	HOUSTON ISD-MFCS
12/19/2025	58,650.00	ISSUED	HOUSTON ISD-MFCS
12/16/2025	9,900.00	ISSUED	HUDL
12/02/2025	200.00	ISSUED	HUGO ESTRADA
12/10/2025	90.00	ISSUED	HUMBLE ISD ATHLETICS DEPT
12/10/2025	6,900.00	ISSUED	HUNTING BAYOU ACHIEVEMENT CENTER
12/18/2025	6,900.00	ISSUED	HUNTING BAYOU ACHIEVEMENT CENTER
12/02/2025	9,650.08	ISSUED	HUNTON DISTRIBUTION
12/10/2025	32,015.86	ISSUED	HUNTON DISTRIBUTION
12/16/2025	26,215.41	ISSUED	HUNTON DISTRIBUTION
12/18/2025	2,202.72	ISSUED	HUNTON DISTRIBUTION
12/02/2025	15,000.00	ISSUED	HUNTON SERVICES
12/10/2025	28,390.00	ISSUED	HUNTON SERVICES
12/16/2025	30,605.50	ISSUED	HUNTON SERVICES
12/18/2025	1,750.00	ISSUED	HUNTON SERVICES
12/16/2025	10.80	ISSUED	HUYETT
12/10/2025	80.99	ISSUED	ICHI-BAN TROPHY & ENGRAVING
12/16/2025	2,581.33	ISSUED	ICHI-BAN TROPHY & ENGRAVING
12/18/2025	848.49	ISSUED	ICHI-BAN TROPHY & ENGRAVING
12/18/2025	23.06	ISSUED	ICHI-BAN TROPHY & ENGRAVING
12/16/2025	1,008,061.50	ISSUED	ICI CONSTRUCTION INC
12/10/2025	184.46	ISSUED	IMAGE MAKER 4U INC
12/02/2025	1,417.91	ISSUED	IMAGENET CONSULTING LLC
12/10/2025	2,000.90	ISSUED	IMAGENET CONSULTING LLC
12/18/2025	1,405.20	ISSUED	IMAGENET CONSULTING LLC
12/18/2025	892.53	ISSUED	IMAGENET CONSULTING LLC
12/10/2025	2,698.63	ISSUED	IML SECURITY SUPPLY
12/16/2025	2,886.15	ISSUED	IML SECURITY SUPPLY
12/18/2025	79.41	ISSUED	IML SECURITY SUPPLY
12/16/2025	84,719.60	ISSUED	INDECO SALES INC
12/01/2025	86.67	ISSUED	INDIANA STATE CENTRAL COLLECTION UNIT
12/12/2025	86.67	ISSUED	INDIANA STATE CENTRAL COLLECTION UNIT
12/19/2025	86.67	ISSUED	INDIANA STATE CENTRAL COLLECTION UNIT
12/19/2025	579.00	ISSUED	INNOADDI INC
12/16/2025	2,420.00	ISSUED	INSTRUCTURE INC
12/16/2025	3,694.04	ISSUED	INTSEL STEEL DISTRIBUTORS
12/18/2025	166.11	ISSUED	INTSEL STEEL DISTRIBUTORS
12/16/2025	109.90	ISSUED	IRENE EVERETTE
12/01/2025	26.67	ISSUED	IRMA GARZA
12/02/2025	6,920.00	ISSUED	ISPHERE INNOVATION PARTNERS
12/19/2025	5,987.50	ISSUED	ISPHERE INNOVATION PARTNERS
12/16/2025	1,642.86	ISSUED	ITAF TAHA
12/10/2025	14.70	ISSUED	IVAN GARCIA
12/01/2025	6.30	ISSUED	IVY JOHNSON
12/02/2025	223,600.00	ISSUED	IXL LEARNING INC
12/10/2025	1,406.25	ISSUED	IXL LEARNING INC
12/01/2025	65.00	ISSUED	JA LON DOUGLAS
12/10/2025	300.00	ISSUED	JACOB SOTO
12/18/2025	300.00	ISSUED	JACOB SOTO
12/02/2025	187,246.99	ISSUED	JAMAIL & SMITH CONSTRUCTION LP
12/01/2025	116.20	ISSUED	JAMI CREWS
12/01/2025	95.06	ISSUED	JANET NUZZIE
12/01/2025	107.98	ISSUED	JANET NUZZIE
12/10/2025	61.46	ISSUED	JANET NUZZIE
12/10/2025	79.60	ISSUED	JANET NUZZIE
12/10/2025	11.76	ISSUED	JANETTE MONTEMAYOR
12/19/2025	200.00	ISSUED	JASMINE ARREDONDO
12/16/2025	107.93	ISSUED	JASMINE HOOKER
12/16/2025	200.00	ISSUED	JASON WATSON

PASADENA ISD
ACCOUNTS PAYABLE SYSTEM
CASH DISBURSEMENTS 12-01-2025 THRU 12-31-2025

CHECK DATE	CHECK AMOUNT	CODE	VENDOR NAME
12/18/2025	256.38	ISSUED	JASON'S DELI
12/02/2025	205.00	ISSUED	JB'S MUSIC SCHOOL LLC
12/10/2025	836.00	ISSUED	JB'S MUSIC SCHOOL LLC
12/10/2025	35,217.95	ISSUED	JEAN'S RESTAURANT SUPPLY
12/16/2025	26.00	ISSUED	JENNIFER CONDADO
12/16/2025	462.50	ISSUED	JENNIFER K NEWMAN
12/10/2025	24.78	ISSUED	JENNIFER PENA
12/10/2025	1.82	ISSUED	JENNIFER RAMIREZ
12/16/2025	65.00	ISSUED	JENNIFER SORDIA
12/18/2025	4,817.95	ISSUED	JENNYS PENGUIN PATCH
12/01/2025	179.91	ISSUED	JESSICA CASTEEL
12/01/2025	65.10	ISSUED	JESSICA FAULKNER
12/01/2025	44.52	ISSUED	JESSICA FRINSO
12/01/2025	27.79	ISSUED	JESSICA RIOS
12/10/2025	22.05	ISSUED	JOAN JORDAN
12/10/2025	13.50	ISSUED	JOAN JORDAN
12/01/2025	149.88	ISSUED	JODI VASQUEZ
12/10/2025	151.41	ISSUED	JODI VASQUEZ
12/18/2025	8,482.50	ISSUED	JOE'S BBQ
12/01/2025	113.19	ISSUED	JOHANNA GUETTLER
12/10/2025	300.00	ISSUED	JOHN ANDREW GALLAGHER
12/01/2025	65.00	ISSUED	JOHN MUIR
12/16/2025	3,555.00	ISSUED	JOHNSON GT SALES & SERVICE
12/02/2025	1,351.40	ISSUED	JOHNSON HVAC DISTRIBUTION
12/10/2025	109.16	ISSUED	JOHNSON HVAC DISTRIBUTION
12/10/2025	1,111.44	ISSUED	JOHNSON HVAC DISTRIBUTION
12/16/2025	814.00	ISSUED	JOHNSON HVAC DISTRIBUTION
12/02/2025	280.00	ISSUED	JOLLY JUMPERS MOONWALKS
12/18/2025	1,160.00	ISSUED	JOLLY JUMPERS MOONWALKS
12/18/2025	69.50	ISSUED	JONES SCHOOL SUPPLY
12/10/2025	58.38	ISSUED	JORLY THOMAS
12/10/2025	23.10	ISSUED	JOSE JIMENEZ
12/10/2025	35.63	ISSUED	JOSEFINA GONZALEZ
12/02/2025	1,464.92	ISSUED	JOSTENS INC
12/18/2025	150.00	ISSUED	JULIO TREJO
12/16/2025	400.00	ISSUED	JUSTIN DOBLADO
12/02/2025	634.07	ISSUED	JW PEPPER & SON INC
12/10/2025	815.31	ISSUED	JW PEPPER & SON INC
12/16/2025	243.59	ISSUED	JW PEPPER & SON INC
12/18/2025	306.45	ISSUED	JW PEPPER & SON INC
12/16/2025	12.45	ISSUED	KACI TIMMONS
12/16/2025	200.00	ISSUED	KARIN MEZA
12/01/2025	22.12	ISSUED	KARLA CAMACHO
12/01/2025	78.96	ISSUED	KARLA GUTIERREZ
12/10/2025	123.83	ISSUED	KATHERINE REARICK
12/10/2025	106.28	ISSUED	KATHRYN HIGGINBOTHAM JONES
12/16/2025	100.00	ISSUED	KEIRY TORRES
12/10/2025	106.54	ISSUED	KELLIE DAVIS
12/01/2025	100.24	ISSUED	KELLY PILLOW
12/16/2025	8.68	ISSUED	KELLY PILLOW
12/01/2025	4.97	ISSUED	KELSEY CAMPOS
12/10/2025	6.72	ISSUED	KELSEY CAMPOS
12/10/2025	9.24	ISSUED	KENIA ESTRADA GARCIA
12/10/2025	35.56	ISSUED	KIMBERLY BLACKNELL
12/10/2025	4,711.73	ISSUED	KING RANCH AG & TURF
12/18/2025	367.06	ISSUED	KING RANCH AG & TURF
12/16/2025	52,213.50	ISSUED	KIRKMONT MUNICIPAL UTILITY DIS
12/02/2025	7,890.32	ISSUED	KOMMERCIAL KITCHENS
12/01/2025	62.69	ISSUED	KRISHNA SHAH
12/10/2025	70.77	ISSUED	KRISTEN GIBSON
12/16/2025	254.80	ISSUED	KURT BEARD
12/10/2025	23.94	ISSUED	KYLE CURD
12/10/2025	691.20	ISSUED	LA BRISA ICE CREAM
12/18/2025	288.00	ISSUED	LA BRISA ICE CREAM
12/16/2025	1,549.00	ISSUED	LAB RESOURCES INC
12/10/2025	56.98	ISSUED	LAKESHORE LEARNING MATERIALS LLC
12/16/2025	72.16	ISSUED	LAKESHORE LEARNING MATERIALS LLC
12/18/2025	343.85	ISSUED	LAKESHORE LEARNING MATERIALS LLC
12/16/2025	350.00	ISSUED	LANGHAM CREEK HS
12/10/2025	300.00	ISSUED	LARRY GUINN PITTS
12/18/2025	300.00	ISSUED	LARRY GUINN PITTS
12/16/2025	125.66	ISSUED	LASHANNEN MARTIN
12/01/2025	32.49	ISSUED	LATELA JONES
12/10/2025	144.20	ISSUED	LAUREN ARAGON
12/01/2025	108.57	ISSUED	LAURIE SCARCELLA
12/16/2025	1,082.50	ISSUED	LEAPIN LEOTARDS
12/10/2025	4,659.00	ISSUED	LEARNING A-Z LLC
12/10/2025	500.00	ISSUED	LEBBC
12/10/2025	4,646.50	ISSUED	LEGACY FUNDRAISING

PASADENA ISD
ACCOUNTS PAYABLE SYSTEM
CASH DISBURSEMENTS 12-01-2025 THRU 12-31-2025

CHECK DATE	CHECK AMOUNT	CODE	VENDOR NAME
12/18/2025	2,514.00	ISSUED	LEONETTI GRAPHICS
12/10/2025	20.23	ISSUED	LESLIE RAMOS
12/01/2025	40.60	ISSUED	LETICIA GARCIA
12/10/2025	17.79	ISSUED	LETICIA GONZALEZ
12/10/2025	77.28	ISSUED	LETICIA SANCHEZ
12/16/2025	70.00	ISSUED	LETICIA SANCHEZ
12/02/2025	43,958.75	ISSUED	LEXIA VOYAGER SOPRIS INC
12/18/2025	3,464.26	ISSUED	LEXIPOL LLC
12/16/2025	4,677.00	ISSUED	LIBERTY MUTUAL INSURANCE
12/16/2025	11,535.59	ISSUED	LIBERTY MUTUAL INSURANCE
12/02/2025	343.28	ISSUED	LIBERTY OFFICE PRODUCTS
12/10/2025	4,844.20	ISSUED	LIBERTY OFFICE PRODUCTS
12/16/2025	1,298.85	ISSUED	LIBERTY OFFICE PRODUCTS
12/18/2025	2,652.46	ISSUED	LIBERTY OFFICE PRODUCTS
12/02/2025	987.05	ISSUED	LIBRARIA
12/10/2025	3,745.06	ISSUED	LIBRARIA
12/10/2025	20.86	ISSUED	LILIANA RIOS CANTU
12/10/2025	630.00	ISSUED	LINDA G MILLIKEN
12/10/2025	187.53	ISSUED	LINDSEY LESNIEWSKI
12/16/2025	139.00	ISSUED	LISA BEMUS
12/01/2025	3.64	ISSUED	LISA CATALAN
12/10/2025	120.00	ISSUED	LISA VAN LANGEN
12/01/2025	17.08	ISSUED	LISA VELASQUEZ
12/10/2025	3,041.27	ISSUED	LISLE VIOLIN SHOP
12/18/2025	445.00	ISSUED	LISLE VIOLIN SHOP
12/01/2025	12.81	ISSUED	LIZETTE LINARES
12/10/2025	14.98	ISSUED	LIZETTE LINARES
12/16/2025	750.00	ISSUED	LOFLIN ENVIRONMENTAL SRVS INC
12/18/2025	700.00	ISSUED	LONESTAR MUFFLER & BRAKE #1
12/18/2025	250.00	ISSUED	LONNIE W TANNER
12/10/2025	3,073.45	ISSUED	LOWE'S HOME CENTERS LLC
12/16/2025	2,811.41	ISSUED	LOWE'S HOME CENTERS LLC
12/18/2025	15.18	ISSUED	LOWE'S HOME CENTERS LLC
12/10/2025	600.00	ISSUED	LOWMAN EDUCATION LLC
12/16/2025	71.05	ISSUED	LTY ENGINEERS
12/16/2025	10,793.44	ISSUED	LTY ENGINEERS
12/10/2025	23.73	ISSUED	LUCERO SILVA
12/10/2025	39.36	ISSUED	LUCIA PERALES
12/10/2025	400.00	ISSUED	LUIS LEVARIO
12/16/2025	955.49	ISSUED	LUNAS MEXICAN RESTAURANT
12/02/2025	2,659.74	ISSUED	M&D SUPPLY INC
12/10/2025	3,137.75	ISSUED	M&D SUPPLY INC
12/16/2025	1,216.62	ISSUED	M&D SUPPLY INC
12/18/2025	700.68	ISSUED	M&D SUPPLY INC
12/16/2025	1,111.53	ISSUED	MACIE PUBLISHING COMPANY
12/16/2025	1,800.00	ISSUED	MANEUVERING THE MIDDLE LLC
12/10/2025	101.12	ISSUED	MAPP CASTER & SUPPLY INC
12/01/2025	1,372.70	ISSUED	MARAH GARZA
12/01/2025	19.53	ISSUED	MARIA ACOSTA
12/01/2025	22.68	ISSUED	MARIA AVILA
12/01/2025	17.71	ISSUED	MARIA BARRON
12/01/2025	23.80	ISSUED	MARIA DELEON
12/01/2025	35.91	ISSUED	MARIA GARZA
12/01/2025	16.17	ISSUED	MARIA GUAJARDO
12/16/2025	80.00	ISSUED	MARIA JASSO
12/01/2025	36.54	ISSUED	MARIA LERMA
12/10/2025	900.00	ISSUED	MARIACHI SUPPLIES EXPRESS
12/18/2025	250.00	ISSUED	MARIAN JOY TUNEBERG
12/10/2025	5.81	ISSUED	MARIANELA COLON
12/01/2025	22.75	ISSUED	MARIANELA DIAZ
12/16/2025	59.90	ISSUED	MARK WALLS
12/10/2025	690.76	ISSUED	MARKS PLUMBING PARTS
12/16/2025	2,313.65	ISSUED	MARKS PLUMBING PARTS
12/18/2025	554.15	ISSUED	MARKS PLUMBING PARTS
12/01/2025	1,217.70	ISSUED	MARTIN MOFFETT
12/01/2025	65.59	ISSUED	MARY HARRYMAN
12/10/2025	29.90	ISSUED	MARY REYES
12/02/2025	731.29	ISSUED	MATHESON TRI-GAS INC
12/10/2025	785.56	ISSUED	MATHESON TRI-GAS INC
12/16/2025	2,441.97	ISSUED	MATHESON TRI-GAS INC
12/18/2025	247.31	ISSUED	MATHESON TRI-GAS INC
12/10/2025	300.00	ISSUED	MATHEW JOSSIAH PEREZ
12/18/2025	450.00	ISSUED	MATHEW JOSSIAH PEREZ
12/01/2025	40.11	ISSUED	MATILDE LUNA SALAZAR
12/10/2025	31.50	ISSUED	MATS HOLMQVIST
12/10/2025	33.00	ISSUED	MATTHEW COLLETTI
12/19/2025	4,982.82	ISSUED	MAY RECREATION EQUIP & DESIGN LP
12/16/2025	100.00	ISSUED	MAYRA JAIME
12/10/2025	290.00	ISSUED	MCDONALD'S TEXAS INVITATIONAL

PASADENA ISD
ACCOUNTS PAYABLE SYSTEM
CASH DISBURSEMENTS 12-01-2025 THRU 12-31-2025

CHECK DATE	CHECK AMOUNT	CODE	VENDOR NAME
12/10/2025	120.00	ISSUED	MCDONALD'S TEXAS INVITATIONAL
12/10/2025	967.00	ISSUED	MCDONALD'S TEXAS INVITATIONAL
12/16/2025	14.00	ISSUED	MCDONALD'S TEXAS INVITATIONAL
12/16/2025	585.62	ISSUED	MEDCO SUPPLY CO
12/18/2025	56.32	ISSUED	MEDCO SUPPLY CO
12/10/2025	350.00	ISSUED	MEGAN LARUE
12/01/2025	59.99	ISSUED	MEGHAN JEGWAY
12/16/2025	375.00	ISSUED	MEI-HSUN HO
12/10/2025	84.70	ISSUED	MICHAEL KAEMMER
12/10/2025	44.59	ISSUED	MICHELLE BLANK
12/01/2025	158.97	ISSUED	MICHELLE LEBLEU
12/10/2025	17.08	ISSUED	MICHELLE LEBLEU
12/16/2025	100.00	ISSUED	MICHELLE PHAM
12/19/2025	6,969.35	ISSUED	MIDWEST TECHNOLOGY PRODUCTS
12/10/2025	31,733.38	ISSUED	MILLENNIUM PROJECT SOLUTIONS
12/10/2025	118.84	ISSUED	MIRANDA JOHNSON
12/10/2025	300.00	ISSUED	MIREYA MEJIA
12/10/2025	43.89	ISSUED	MIREYA VILLARREAL
12/18/2025	12,759.00	ISSUED	MISSION RESTAURANT SUPPLY
12/02/2025	75.00	ISSUED	MOBILE COMMUNICATIONS AMERICA
12/16/2025	883.07	ISSUED	MOBILE COMMUNICATIONS AMERICA
12/18/2025	1,471.45	ISSUED	MOBILE COMMUNICATIONS AMERICA
12/02/2025	362.30	ISSUED	MOBILE MODULAR PORTABLE STORAGE
12/02/2025	375.76	ISSUED	MODUSERVE
12/16/2025	118.32	ISSUED	MODUSERVE
12/16/2025	71.05	ISSUED	MONA FRALEY
12/16/2025	218.00	ISSUED	MONSTER TECHNOLOGY LLC
12/19/2025	1,636.00	ISSUED	MONSTER TECHNOLOGY LLC
12/16/2025	372.59	ISSUED	MONUMENT CHEVROLET
12/16/2025	12,788.32	ISSUED	MOTOROLA SOLUTIONS INC
12/10/2025	551.84	ISSUED	MSC INDUSTRIAL SUPPLY CO
12/16/2025	2,788.23	ISSUED	MSC INDUSTRIAL SUPPLY CO
12/18/2025	154.16	ISSUED	MSC INDUSTRIAL SUPPLY CO
12/18/2025	655.18	ISSUED	MSC INDUSTRIAL SUPPLY CO
12/19/2025	1,117.66	ISSUED	MSC INDUSTRIAL SUPPLY CO
12/10/2025	193.00	ISSUED	MUSIC AND ARTS
12/16/2025	1,786.19	ISSUED	MUSIC AND ARTS
12/18/2025	6,676.89	ISSUED	MUSIC AND ARTS
12/18/2025	12,760.11	ISSUED	MUSIC AND ARTS
12/18/2025	1,260.00	ISSUED	NANCY SHARON PRINCE
12/02/2025	148.94	ISSUED	NAPA AUTO PARTS
12/10/2025	275.62	ISSUED	NAPA AUTO PARTS
12/16/2025	1,058.25	ISSUED	NAPA AUTO PARTS
12/18/2025	876.53	ISSUED	NAPA AUTO PARTS
12/10/2025	845.75	ISSUED	NAPCO SECURITY TECHNOLOGIES INC
12/18/2025	111.00	ISSUED	NASA ONE TROPHIES
12/16/2025	11,634.00	ISSUED	NASCO EDUCATION
12/16/2025	456.96	ISSUED	NASCO EDUCATION LLC
12/10/2025	14.91	ISSUED	NATHAN ARNOLD
12/16/2025	100.00	ISSUED	NATHAN DIAZ
12/10/2025	146.00	ISSUED	NATIONAL FFA ORGANIZATION
12/02/2025	675.00	ISSUED	NATIONAL SCHOOL PUBLIC REL ASN
12/16/2025	824.99	ISSUED	NATIONAL TRAILER SOURCE
12/10/2025	84.00	ISSUED	NCCER
12/02/2025	34,079.19	ISSUED	NETSYNC NETWORK SOLUTIONS INC TEXAS
12/18/2025	102,638.99	ISSUED	NETSYNC NETWORK SOLUTIONS INC TEXAS
12/18/2025	285.00	ISSUED	NETWORK CABLING SERVICES INC
12/01/2025	16.73	ISSUED	NICHOLE RICHARDSON
12/10/2025	24.29	ISSUED	NICHOLE RICHARDSON
12/10/2025	77.70	ISSUED	NINFA JASSO
12/10/2025	1,241.00	ISSUED	NORDSTROM ASCENSION DANCE LLC
12/10/2025	1,174.86	ISSUED	NORTH SHORE STEEL
12/18/2025	512.80	ISSUED	NOTHING BUNDT CAKES
12/02/2025	2,176.00	ISSUED	NOVUS WOOD GROUP LP
12/18/2025	128.00	ISSUED	NOVUS WOOD GROUP LP
12/02/2025	1,644.95	ISSUED	ODP BUSINESS SOLUTIONS LLC
12/10/2025	456.17	ISSUED	ODP BUSINESS SOLUTIONS LLC
12/16/2025	1,217.85	ISSUED	ODP BUSINESS SOLUTIONS LLC
12/18/2025	3,366.30	ISSUED	ODP BUSINESS SOLUTIONS LLC
12/01/2025	32.97	ISSUED	OLGA URESTI
12/02/2025	607.26	ISSUED	O'REILLY AUTO PARTS
12/10/2025	10,736.07	ISSUED	O'REILLY AUTO PARTS
12/16/2025	5,589.16	ISSUED	O'REILLY AUTO PARTS
12/18/2025	774.74	ISSUED	O'REILLY AUTO PARTS
12/10/2025	65.00	ISSUED	OSCAR CRUZ
12/10/2025	55.37	ISSUED	OVOL USA
12/16/2025	80,177.83	ISSUED	OVOL USA
12/16/2025	153.00	ISSUED	PAIGE MAYO
12/16/2025	132.38	ISSUED	PAIGE MAYO

**PASADENA ISD
ACCOUNTS PAYABLE SYSTEM
CASH DISBURSEMENTS 12-01-2025 THRU 12-31-2025**

CHECK DATE	CHECK AMOUNT	CODE	VENDOR NAME
12/10/2025	381.92	ISSUED	PANERA LLC
12/10/2025	2,904.66	ISSUED	PARTS TOWN LLC
12/16/2025	1,902.18	ISSUED	PARTS TOWN LLC
12/10/2025	2,612.91	ISSUED	PASADENA CLEANERS
12/10/2025	200.00	ISSUED	PASADENA LIONS CLUB
12/16/2025	99.00	ISSUED	PASADENA LIONS CLUB
12/18/2025	100.00	ISSUED	PASADENA LIONS CLUB
12/18/2025	99.00	ISSUED	PASADENA LIONS CLUB
12/10/2025	738.00	ISSUED	PASCO BROKERAGE INC
12/10/2025	738.00	ISSUED	PASCO BROKERAGE INC
12/16/2025	5,644.00	ISSUED	PASCO BROKERAGE INC
12/10/2025	(738.00)	VOIDED	PASCO BROKERAGE INC
12/01/2025	169.96	ISSUED	PATRICIA GRODNER
12/10/2025	278.53	ISSUED	PATRICIA GRODNER
12/10/2025	7.70	ISSUED	PATRICIA JIMENEZ
12/01/2025	37.31	ISSUED	PATRICIA MARTINEZ
12/10/2025	98.00	ISSUED	PATRICK LONGSTREET
12/10/2025	23,714.43	ISSUED	PBK ARCHITECTS INC
12/16/2025	18,450.00	ISSUED	PBK ARCHITECTS INC
12/10/2025	1,458.60	ISSUED	PEARSON EDUCATION INC
12/16/2025	321.60	ISSUED	PEARSON EDUCATION INC
12/18/2025	9,099.39	ISSUED	PEDIATRIC DEVELOPMENTAL SERVICES
12/16/2025	238.00	ISSUED	PENDER'S MUSIC COMPANY
12/10/2025	198.45	ISSUED	PENSKE TRUCK LEASING LP
12/12/2025	297.50	ISSUED	PEOPLE'S CHOICE ASSOCIATION
12/02/2025	1,199.00	ISSUED	PERCEPTIVE DEVICES LLC
12/05/2025	3,783.68	ISSUED	PHONOSCOPE INC
12/16/2025	506.00	ISSUED	PHONOSCOPE INC
12/16/2025	540.00	ISSUED	PHONOSCOPE INC
12/10/2025	1,584.00	ISSUED	PIONEER ATHLETICS
12/16/2025	21,551.38	ISSUED	PISD EDUCATION FOUNDATION
12/18/2025	500.00	ISSUED	PISD EDUCATION FOUNDATION
12/12/2025	290.00	ISSUED	PISD POLICE OFFICERS ASSOC
12/10/2025	156.44	ISSUED	PIZZA PROPERTIES INC
12/16/2025	1,875.00	ISSUED	PIZZA PROPERTIES INC
12/10/2025	65.69	ISSUED	PLAYAWAY PRODUCTS LLC
12/02/2025	259.00	ISSUED	PO PANHA CORPORATION
12/10/2025	4,579.83	ISSUED	PO PANHA CORPORATION
12/16/2025	129.50	ISSUED	PO PANHA CORPORATION
12/18/2025	211.00	ISSUED	PO PANHA CORPORATION
12/10/2025	1,278.48	ISSUED	POLYMERSHAPES LLC
12/16/2025	1,264.06	ISSUED	POSITIVE PROMOTIONS INC
12/18/2025	2,306.77	ISSUED	POSITIVE PROMOTIONS INC
12/10/2025	1,566.01	ISSUED	PRECISION BUSINESS MACHINES
12/16/2025	2,322.61	ISSUED	PRECISION BUSINESS MACHINES
12/16/2025	20,182.00	ISSUED	PRECISION DELTA CORP
12/10/2025	194,839.22	ISSUED	PREFERRED TECHNOLOGIES LLC
12/16/2025	13,713.96	ISSUED	PRESENCELEARNING INC
12/10/2025	100.00	ISSUED	PRIMOS ALARM & TINT
12/16/2025	100.00	ISSUED	PRIMOS ALARM & TINT
12/10/2025	1,302.45	ISSUED	PRINT CENTRAL
12/16/2025	3,765.26	ISSUED	PRINT CENTRAL
12/19/2025	396.55	ISSUED	PRINT CENTRAL
12/02/2025	1,350.00	ISSUED	PROCOMPUTING LLC
12/02/2025	475.91	ISSUED	PS LIGHTWAVE LLC
12/10/2025	475.91	ISSUED	PS LIGHTWAVE LLC
12/16/2025	900.00	ISSUED	QUAVERED INC
12/02/2025	1,750.00	ISSUED	QUINCY LEE SHELTON
12/02/2025	1,750.00	ISSUED	QUINCY LEE SHELTON
12/02/2025	1,680.00	ISSUED	QUINCY LEE SHELTON
12/02/2025	1,680.00	ISSUED	QUINCY LEE SHELTON
12/10/2025	1,470.00	ISSUED	QUINCY LEE SHELTON
12/10/2025	1,610.00	ISSUED	QUINCY LEE SHELTON
12/10/2025	1,470.00	ISSUED	QUINCY LEE SHELTON
12/10/2025	1,610.00	ISSUED	QUINCY LEE SHELTON
12/16/2025	400.00	ISSUED	R & K COMMERCIAL AQUATIC SERVICE
12/16/2025	1,380.00	ISSUED	R & K COMMERCIAL AQUATIC SERVICE
12/18/2025	1,380.00	ISSUED	R & K COMMERCIAL AQUATIC SERVICE
12/02/2025	63.95	ISSUED	R&B INSTRUMENTS INC
12/01/2025	13.79	ISSUED	RACHEL BOKROS
12/01/2025	95.34	ISSUED	RACHEL PIPKIN
12/10/2025	87.71	ISSUED	RACHEL PIPKIN
12/10/2025	223.50	ISSUED	RAM ROCK LLC
12/16/2025	7,891.31	ISSUED	RC HEALTH SERVICES INC
12/18/2025	76.56	ISSUED	REALLY GOOD STUFF LLC
12/16/2025	200.00	ISSUED	REBECCA TURRUBIATES
12/10/2025	4.41	ISSUED	REBEKKA ALLEN
12/18/2025	400.00	ISSUED	REGION 16 ESC
12/10/2025	1,085.00	ISSUED	REGION IV EDUCATION SRVC CENTER

PASADENA ISD
ACCOUNTS PAYABLE SYSTEM
CASH DISBURSEMENTS 12-01-2025 THRU 12-31-2025

CHECK DATE	CHECK AMOUNT	CODE	VENDOR NAME
12/16/2025	610.00	ISSUED	REGION IV EDUCATION SRVC CENTER
12/18/2025	4,695.00	ISSUED	REGION IV EDUCATION SRVC CENTER
12/10/2025	9,429.09	ISSUED	RELIANT BUSINESS PRODUCTS
12/16/2025	352.80	ISSUED	RELIANT BUSINESS PRODUCTS
12/01/2025	11.20	ISSUED	RENATO LU
12/10/2025	13.02	ISSUED	RENATO LU
12/10/2025	25,346.70	ISSUED	REPUBLIC SERVICES INC #853
12/16/2025	392.70	ISSUED	RHONDA ROSENBAUM
12/10/2025	247.80	ISSUED	RICARDO MARQUEZ
12/10/2025	68.53	ISSUED	RICHARD HOLT
12/10/2025	3,374.43	ISSUED	RICOH USA INC
12/16/2025	1,581.02	ISSUED	RICOH USA INC
12/10/2025	36,355.13	ISSUED	RIDDELL ALL AMERICAN SPORTS
12/16/2025	1,026.64	ISSUED	RIDDELL ALL AMERICAN SPORTS
12/18/2025	3,716.87	ISSUED	RIDDELL ALL AMERICAN SPORTS
12/02/2025	33,320.00	ISSUED	RIDLEY'S VACUUM & JANITORIAL
12/16/2025	1,398.12	ISSUED	RIDLEY'S VACUUM & JANITORIAL
12/19/2025	375.00	ISSUED	RIDLEY'S VACUUM & JANITORIAL
12/19/2025	300.00	ISSUED	RILEY NGUYEN TO
12/18/2025	684.00	ISSUED	ROCHESTER 100 INC
12/10/2025	45.00	ISSUED	ROEL GARCIA
12/10/2025	4,587.00	ISSUED	ROESSLER EQUIPMENT CO INC
12/02/2025	1,312.50	ISSUED	ROGERS MORRIS & GROVER LLP
12/10/2025	1,303.97	ISSUED	ROGERS MORRIS & GROVER LLP
12/16/2025	93.75	ISSUED	ROGERS MORRIS & GROVER LLP
12/16/2025	2,698.70	ISSUED	ROGERS MORRIS & GROVER LLP
12/16/2025	750.00	ISSUED	ROLAND LATSON
12/10/2025	99.00	ISSUED	ROMEO MUSIC
12/16/2025	799.00	ISSUED	ROMEO MUSIC
12/01/2025	17.85	ISSUED	ROSA MERCADO
12/10/2025	45.00	ISSUED	ROTARY INTL DISTRICT 5890 INC
12/16/2025	150.00	ISSUED	ROUND ROCK ISD
12/16/2025	100.00	ISSUED	RUBEN HINOJOSA
12/16/2025	22.50	ISSUED	RUBI REYES
12/02/2025	6,750.00	ISSUED	RUNOFF MANAGEMENT GROUP INC
12/02/2025	13,901.75	ISSUED	RUSH BUS CENTER
12/10/2025	323.92	ISSUED	RUSH BUS CENTER
12/16/2025	10,860.12	ISSUED	RUSH BUS CENTER
12/18/2025	1,868.49	ISSUED	RUSH BUS CENTER
12/10/2025	65.00	ISSUED	RUSSELL BOWLIN
12/01/2025	44.80	ISSUED	RUTH TOLBERT
12/01/2025	88.48	ISSUED	RYAN FOUNTAIN
12/16/2025	289.97	ISSUED	RYAN NYGAARD
12/10/2025	168.02	ISSUED	SAFETY-KLEEN SYSTEMS INC
12/05/2025	1,695.00	ISSUED	SAFETYMED LLC
12/10/2025	547.31	ISSUED	SAGE PUBLICATIONS INC
12/16/2025	4,800.00	ISSUED	SALAS O'BRIEN LLC
12/10/2025	75.00	ISSUED	SALVADOR ARRONA
12/16/2025	3,000.00	ISSUED	SAM'S LIMOUSINE AND TRANSPORT
12/19/2025	3,170.00	ISSUED	SAM'S LIMOUSINE AND TRANSPORT
12/10/2025	265,918.31	ISSUED	SAN JACINTO COLLEGE DISTRICT
12/16/2025	115.57	ISSUED	SAN JACINTO COLLEGE DISTRICT
12/16/2025	-	ISSUED	SARA WILLIAMS
12/10/2025	248.48	ISSUED	SARAH BURKE
12/16/2025	25.55	ISSUED	SARAH CARNES
12/16/2025	1,100.00	ISSUED	SARAH MASON
12/01/2025	89.11	ISSUED	SARAH STRAUBINGER
12/18/2025	7,070.00	ISSUED	SATARII INC
12/18/2025	375.00	ISSUED	SAVANNAH CAFE & BAKERY
12/10/2025	111.30	ISSUED	SCARLETT POTTS
12/02/2025	1,868.68	ISSUED	SCHOLASTIC BOOK FAIRS
12/10/2025	23,556.78	ISSUED	SCHOLASTIC BOOK FAIRS
12/18/2025	10,323.06	ISSUED	SCHOLASTIC BOOK FAIRS
12/19/2025	3,444.73	ISSUED	SCHOLASTIC BOOK FAIRS
12/10/2025	22,464.74	ISSUED	SCHOLASTIC INC MAGAZINES
12/16/2025	206.14	ISSUED	SCHOLASTIC INC MAGAZINES
12/10/2025	124.90	ISSUED	SCHOOL LIFE
12/02/2025	286.97	ISSUED	SCHOOL NURSE SUPPLY INC
12/16/2025	546.65	ISSUED	SCHOOL OUTFITTERS LLC
12/18/2025	3,028.38	ISSUED	SCHOOL OUTFITTERS LLC
12/02/2025	23.51	ISSUED	SCHOOL SPECIALTY LLC
12/10/2025	290.90	ISSUED	SCHOOL SPECIALTY LLC
12/10/2025	1,513.67	ISSUED	SCOTT EQUIPMENT LLC
12/10/2025	206.89	ISSUED	SEBCO BOOKS
12/16/2025	1,662.50	ISSUED	SECURLY INC
12/02/2025	372.08	ISSUED	SEIDLITZ EDUCATION LLC
12/16/2025	59,375.00	ISSUED	SEIDLITZ EDUCATION LLC
12/10/2025	48.72	ISSUED	SHANDA KAROW
12/10/2025	40.81	ISSUED	SHARON ANDRIS

PASADENA ISD
ACCOUNTS PAYABLE SYSTEM
CASH DISBURSEMENTS 12-01-2025 THRU 12-31-2025

CHECK DATE	CHECK AMOUNT	CODE	VENDOR NAME
12/01/2025	35.91	ISSUED	SHELBY SANCHEZ
12/10/2025	31.78	ISSUED	SHELBY SANCHEZ
12/10/2025	8.26	ISSUED	SHELLEY WHEELER
12/10/2025	44.24	ISSUED	SHERRONDA TISDALE
12/10/2025	239.64	ISSUED	SHERWIN-WILLIAMS (SPENCER)
12/16/2025	799.37	ISSUED	SHERWIN-WILLIAMS (SPENCER)
12/18/2025	100.15	ISSUED	SHERWIN-WILLIAMS (SPENCER)
12/10/2025	6,891.30	ISSUED	SHILOH TREATMENT CENTER
12/16/2025	3,300.00	ISSUED	SIGN CHAMP INC
12/16/2025	245.00	ISSUED	SIGN SOLUTIONS INC
12/16/2025	200.00	ISSUED	SIRENIA GARCIA
12/16/2025	11,200.00	ISSUED	SITEK OMNI SERVICES LLC
12/16/2025	6,615.15	ISSUED	SITEONE LANDSCAPE SUPPLY LLC
12/10/2025	11,681.00	ISSUED	SKG CONSULTING LLC
12/02/2025	1,360.00	ISSUED	SNA DEPOSITORY
12/18/2025	632.00	ISSUED	SNA DEPOSITORY
12/10/2025	19,061.60	ISSUED	SNAP-ON INDUSTRIAL
12/16/2025	97,892.75	ISSUED	SOFTDOCS SC LLC
12/10/2025	18.62	ISSUED	SONIA HINOJOSA-ROSALES
12/10/2025	25.48	ISSUED	SORANJEL PENA
12/16/2025	44.82	ISSUED	SORANJEL PENA
12/16/2025	510.00	ISSUED	SOUTH BELT-ELLINGTON LEADER
12/10/2025	1,186.28	ISSUED	SOUTHERN FLORAL COMPANY
12/16/2025	499.91	ISSUED	SOUTHERN FLORAL COMPANY
12/18/2025	2,315.54	ISSUED	SOUTHERN FLORAL COMPANY
12/02/2025	2,255.09	ISSUED	SOUTHERN ICE CREAM
12/10/2025	2,549.14	ISSUED	SOUTHERN ICE CREAM
12/16/2025	2,401.90	ISSUED	SOUTHERN ICE CREAM
12/02/2025	2,399.01	ISSUED	SOUTHERN TIRE MART LLC
12/10/2025	5,286.00	ISSUED	SOUTHERN TIRE MART LLC
12/16/2025	2,930.00	ISSUED	SOUTHERN TIRE MART LLC
12/16/2025	551.71	ISSUED	SPALDING NICHOLS LAMP LANGLOIS
12/10/2025	106.54	ISSUED	SPARKLETTS & SIERRA SPRINGS
12/10/2025	106.54	ISSUED	SPARKLETTS & SIERRA SPRINGS
12/10/2025	318.76	ISSUED	SPARKLETTS & SIERRA SPRINGS
12/16/2025	12.11	ISSUED	SPARKLETTS & SIERRA SPRINGS
12/18/2025	80.96	ISSUED	SPARKLETTS & SIERRA SPRINGS
12/10/2025	(106.54)	VOIDED	SPARKLETTS & SIERRA SPRINGS
12/10/2025	(106.54)	VOIDED	SPARKLETTS & SIERRA SPRINGS
12/02/2025	5,601.70	ISSUED	SPM DOCUMENT SOLUTIONS
12/10/2025	2,734.60	ISSUED	SPM DOCUMENT SOLUTIONS
12/16/2025	271.32	ISSUED	SPM DOCUMENT SOLUTIONS
12/16/2025	51.86	ISSUED	SPOK INC
12/18/2025	51.86	ISSUED	SPOK INC
12/18/2025	(51.86)	VOIDED	SPOK INC
12/02/2025	2,172.08	ISSUED	SPORTDECALS INC
12/10/2025	24.00	ISSUED	SPORTS IMPORTS INC
12/10/2025	263.97	ISSUED	STACEY BARBER
12/01/2025	34.37	ISSUED	STACY BEARD
12/10/2025	364.40	ISSUED	STACY RABAGO
12/02/2025	67.75	ISSUED	STEEL SUPPLY LP
12/16/2025	234.67	ISSUED	STEEL SUPPLY LP
12/02/2025	160.00	ISSUED	STEPHANIE PURGLEY
12/10/2025	4,400.00	ISSUED	STERLING ENVIRONMENTAL CONSULT
12/18/2025	2,234.55	ISSUED	STEVE WEISS MUSIC INC
12/10/2025	1,370.00	ISSUED	STEVE'S WINDOW FASHIONS
12/02/2025	77.39	ISSUED	STUTTERING THERAPY RESOURCES INC
12/02/2025	89.00	ISSUED	SUCCESSFUND INC
12/16/2025	89.00	ISSUED	SUCCESSFUND INC
12/10/2025	151.65	ISSUED	SULLIVAN SUPPLY INC
12/02/2025	41,289.11	ISSUED	SUN COAST RESOURCES LLC
12/10/2025	45,755.54	ISSUED	SUN COAST RESOURCES LLC
12/16/2025	25,757.86	ISSUED	SUN COAST RESOURCES LLC
12/18/2025	555.00	ISSUED	SUN COAST RESOURCES LLC
12/19/2025	17,701.75	ISSUED	SUN COAST RESOURCES LLC
12/16/2025	400.18	ISSUED	SUNBELT RENTALS INC
12/01/2025	152.18	ISSUED	SUSAN WILLCOX
12/10/2025	181.02	ISSUED	SUSAN WILLCOX
12/10/2025	1,026.00	ISSUED	SW SCHOOL SUPPLY
12/18/2025	279.96	ISSUED	SWEETWATER SOUND LLC
12/16/2025	800.00	ISSUED	SYNCED UP PRODUCTS
12/16/2025	141.60	ISSUED	SYNOVIA SOLUTIONS LLC
12/10/2025	1,263.25	ISSUED	SYSTEMSGO
12/16/2025	23.89	ISSUED	TABITHA SHINE
12/16/2025	483.80	ISSUED	TACO CABANA
12/10/2025	2,900.00	ISSUED	TAHPERD
12/16/2025	500.00	ISSUED	TANAYA EARNEST
12/10/2025	77.07	ISSUED	TARA CRUM
12/16/2025	126.00	ISSUED	TARA CRUM

**PASADENA ISD
ACCOUNTS PAYABLE SYSTEM
CASH DISBURSEMENTS 12-01-2025 THRU 12-31-2025**

CHECK DATE	CHECK AMOUNT	CODE	VENDOR NAME
12/10/2025	4,089.00	ISSUED	TASB
12/10/2025	11,950.00	ISSUED	TASB
12/10/2025	500.00	ISSUED	TASB-LAF
12/16/2025	100.00	ISSUED	TASC DISTRICT 713
12/10/2025	1,156.00	ISSUED	TASN
12/01/2025	24.95	ISSUED	TAWANA DOCKERY
12/10/2025	300.00	ISSUED	TAYLORED ENTERTAINMENT LLC
12/10/2025	23.23	ISSUED	TCISD ATHLETICS
12/10/2025	100.00	ISSUED	TCISD ATHLETICS
12/12/2025	983.16	ISSUED	TCTA
12/16/2025	155.99	ISSUED	TEACHER SYNERGY LLC
12/18/2025	1,000.00	ISSUED	TECHNICAL LABORATORY SYS INC
12/02/2025	504.00	ISSUED	TEPSA
12/01/2025	29.33	ISSUED	TERESA GARZA
12/10/2025	1,924.75	ISSUED	TERRACON CONSULTANTS INC
12/16/2025	14,074.25	ISSUED	TERRACON CONSULTANTS INC
12/16/2025	33,910.03	ISSUED	TERRACON CONSULTANTS INC
12/18/2025	1,787.25	ISSUED	TERRACON CONSULTANTS INC
12/01/2025	79.03	ISSUED	TERRI SANDEFUR
12/12/2025	2,259.72	ISSUED	TEXAS AFT AMP
12/10/2025	1,385.80	ISSUED	TEXAS ALTERNATOR STARTER SVC
12/16/2025	171.50	ISSUED	TEXAS ART SUPPLY CO
12/02/2025	650.00	ISSUED	TEXAS DANCE EDUCATORS ASSOC
12/10/2025	150.00	ISSUED	TEXAS DEPT OF LICENSING & REG
12/02/2025	57.00	ISSUED	TEXAS DEPT OF STATE HEALTH SVC
12/16/2025	57.00	ISSUED	TEXAS DEPT OF STATE HEALTH SVC
12/10/2025	27,467.67	ISSUED	TEXAS GENERAL LAND OFFICE
12/10/2025	20.00	ISSUED	TEXAS HOSA
12/10/2025	3,753.50	ISSUED	TEXAS MOTION SPORTS
12/02/2025	304.00	ISSUED	TEXTBOOK WAREHOUSE LLC
12/10/2025	140.00	ISSUED	THE BOX BAKERY
12/10/2025	13,050.20	ISSUED	THE MONARCH SCHOOL INC
12/01/2025	20.02	ISSUED	THELMA JIMENEZ
12/10/2025	22.19	ISSUED	THELMA JIMENEZ
12/10/2025	6,750.00	ISSUED	THERAPY CONSULTANTS
12/18/2025	8,437.50	ISSUED	THERAPY CONSULTANTS
12/02/2025	1,133.22	ISSUED	THOMAS BUS GULF COAST
12/10/2025	26,981.94	ISSUED	THOMAS BUS GULF COAST
12/16/2025	930.38	ISSUED	THOMAS BUS GULF COAST
12/18/2025	2,467.77	ISSUED	THOMAS BUS GULF COAST
12/01/2025	96.39	ISSUED	THOMAS MANCHA
12/02/2025	34,237.99	ISSUED	THOMPSON & HORTON LLP
12/10/2025	49,335.12	ISSUED	THOMPSON & HORTON LLP
12/10/2025	75.00	ISSUED	THSPA
12/10/2025	100.00	ISSUED	THSWPA
12/02/2025	2,220.00	ISSUED	TIMOTHY M VAUGHN
12/16/2025	50.00	ISSUED	TINCY DANIEL
12/12/2025	119.68	ISSUED	TIVA
12/02/2025	120.00	ISSUED	TMEA
12/18/2025	850.00	ISSUED	TMEA REGION 19-ORCHESTRA MS
12/18/2025	1,135.00	ISSUED	TMEA REGION 19-ORCHESTRA MS
12/02/2025	975.00	ISSUED	TMEA REGION 19-VOCAL DIVISION
12/12/2025	1,104.00	ISSUED	TPMA
12/01/2025	64.75	ISSUED	TOM LE
12/02/2025	135.98	ISSUED	TONER FACTOR
12/16/2025	572.95	ISSUED	TONER FACTOR
12/02/2025	190.00	ISSUED	TOPSHELF IMAGING
12/16/2025	334.00	ISSUED	TOPSHELF IMAGING
12/01/2025	51.45	ISSUED	TRACI POWELL
12/10/2025	169.93	ISSUED	TRACI POWELL
12/10/2025	200.48	ISSUED	TRACI POWELL
12/10/2025	1,995.00	ISSUED	TRANSFINDER CORPORATION
12/02/2025	566.12	ISSUED	TRIANGLE PRINTING & MARKETING
12/16/2025	10,203.73	ISSUED	TRIMARK USA LLC
12/16/2025	10,436.46	ISSUED	TRUE NORTH CONSULTING GRP LLC
12/02/2025	6,205.00	ISSUED	TSPRA
12/12/2025	21,386.05	ISSUED	TSTA
12/16/2025	4,600.00	ISSUED	ULINE INC
12/02/2025	631.49	ISSUED	UNITED REFRIGERATION INC
12/10/2025	949.05	ISSUED	UNITED REFRIGERATION INC
12/16/2025	1,523.47	ISSUED	UNITED REFRIGERATION INC
12/16/2025	135.00	ISSUED	UNITED STATES ACADEMIC DECATHLON
12/01/2025	1,075.20	ISSUED	UNIV OF TEXAS AT AUSTIN-UIL
12/02/2025	1,034.10	ISSUED	UNIVERSAL MELODY SERVICES
12/10/2025	2,615.10	ISSUED	UNIVERSAL MELODY SERVICES
12/16/2025	1,333.00	ISSUED	UNIVERSAL MELODY SERVICES
12/16/2025	1,000.00	ISSUED	UNIVERSITY OF HOUSTON
12/02/2025	75,000.00	ISSUED	UNIVERSITY OF HOUSTON ATHLETICS
12/10/2025	421.94	ISSUED	UNLAUB/CHANNEL BEARING & SUPPLY LLC

PASADENA ISD
ACCOUNTS PAYABLE SYSTEM
CASH DISBURSEMENTS 12-01-2025 THRU 12-31-2025

CHECK DATE	CHECK AMOUNT	CODE	VENDOR NAME
12/16/2025	112.96	ISSUED	UNLAUB/CHANNEL BEARING & SUPPLY LLC
12/01/2025	50.69	ISSUED	US DEPARTMENT OF TREASURY
12/01/2025	392.84	ISSUED	US DEPARTMENT OF TREASURY
12/12/2025	392.84	ISSUED	US DEPARTMENT OF TREASURY
12/12/2025	50.69	ISSUED	US DEPARTMENT OF TREASURY
12/19/2025	394.61	ISSUED	US DEPARTMENT OF TREASURY
12/19/2025	50.69	ISSUED	US DEPARTMENT OF TREASURY
12/10/2025	239.34	ISSUED	UTILITY REFRIGERATOR
12/16/2025	238.21	ISSUED	UTILITY REFRIGERATOR
12/01/2025	4.62	ISSUED	VANESSA RODRIGUEZ
12/16/2025	1.68	ISSUED	VANESSA RODRIGUEZ
12/10/2025	200.00	ISSUED	VANESSA SIERRA
12/02/2025	1,436.10	ISSUED	VARSITY SPIRIT FASHIONS & SPLY
12/10/2025	1,369.30	ISSUED	VARSITY SPIRIT FASHIONS & SPLY
12/19/2025	1,478.60	ISSUED	VARSITY SPIRIT FASHIONS & SPLY
12/16/2025	1,785.53	ISSUED	VERIZON WIRELESS
12/16/2025	1,680.00	ISSUED	VERSALIFT SOUTHWEST LLC
12/16/2025	1,181.78	ISSUED	VESTIGE INTERNATIONAL
12/10/2025	389.37	ISSUED	VEX ROBOTICS INC
12/16/2025	58.49	ISSUED	VISUAL EDGE IT INC
12/10/2025	120.00	ISSUED	VISUAL LANGUAGE PROFESSIONALS
12/16/2025	360.00	ISSUED	VISUAL LANGUAGE PROFESSIONALS
12/18/2025	300.00	ISSUED	VISUAL LANGUAGE PROFESSIONALS
12/10/2025	640.00	ISSUED	VISUAL SERVICES OF TEXAS
12/10/2025	1,247.00	ISSUED	VOLT
12/16/2025	1,053.50	ISSUED	VOLT
12/16/2025	9,303.45	ISSUED	WALLACE PACKAGING LLC
12/19/2025	4,671.88	ISSUED	WAYGROUND
12/02/2025	4,608.69	ISSUED	WEISSMAN
12/01/2025	234.16	ISSUED	WENDY HAVLIK
12/01/2025	71.61	ISSUED	WENDY THORNHILL
12/16/2025	52.40	ISSUED	WEST MUSIC CO
12/16/2025	1,816.00	ISSUED	WESTCOAST PRODUCTS & DESIGN LLC
12/16/2025	1,094.20	ISSUED	WHATABURGER RESTAURANTS LLC
12/18/2025	4,000.00	ISSUED	WHITLEY PENN LLP
12/10/2025	3.50	ISSUED	WHITNEY BARBER
12/01/2025	1,413.26	ISSUED	WILLIAM E. HEITKAMP
12/12/2025	1,413.26	ISSUED	WILLIAM E. HEITKAMP
12/19/2025	1,413.26	ISSUED	WILLIAM E. HEITKAMP
12/10/2025	5,193.75	ISSUED	WILSON FIRE EQUIPMENT
12/16/2025	12,937.50	ISSUED	WILSON FIRE EQUIPMENT
12/18/2025	13,640.00	ISSUED	WILSON FIRE EQUIPMENT
12/19/2025	3,567.27	ISSUED	WINDSTREAM HOLDINGS II LLC
12/10/2025	53,542.44	ISSUED	WM CORPORATE SERVICES INC
12/16/2025	2,036.44	ISSUED	WM CORPORATE SERVICES INC
12/10/2025	27,900.00	ISSUED	WORLDS FINEST CHOCOLATE INC
12/16/2025	26,676.00	ISSUED	WORLDS FINEST CHOCOLATE INC
12/18/2025	7,320.00	ISSUED	WORLDS FINEST CHOCOLATE INC
12/16/2025	66,250.00	ISSUED	XANEDU PUBLISHING INC
12/05/2025	588.31	ISSUED	XEROX BUSINESS SOLUT SOUTHWEST
12/08/2025	288.89	ISSUED	XEROX BUSINESS SOLUT SOUTHWEST
12/08/2025	338.57	ISSUED	XEROX BUSINESS SOLUT SOUTHWEST
12/10/2025	15.58	ISSUED	XEROX BUSINESS SOLUT SOUTHWEST
12/10/2025	7.57	ISSUED	XEROX BUSINESS SOLUT SOUTHWEST
12/16/2025	514.68	ISSUED	XEROX BUSINESS SOLUT SOUTHWEST
12/16/2025	411.97	ISSUED	XEROX BUSINESS SOLUT SOUTHWEST
12/02/2025	264.40	ISSUED	XEROX FINANCIAL SERVICES
12/02/2025	311.50	ISSUED	XEROX FINANCIAL SERVICES
12/05/2025	157.50	ISSUED	XEROX FINANCIAL SERVICES
12/10/2025	288.97	ISSUED	XEROX FINANCIAL SERVICES
12/02/2025	1,050.00	ISSUED	X-GRAIN SPORTSWEAR
12/10/2025	1,430.00	ISSUED	X-GRAIN SPORTSWEAR
12/18/2025	1,064.00	ISSUED	X-GRAIN SPORTSWEAR
12/02/2025	100.00	ISSUED	YAHIR SANCHEZ
12/01/2025	7.84	ISSUED	YAZMIN CRUZ
12/16/2025	100.00	ISSUED	YORLENI BROCATO
12/16/2025	729.80	ISSUED	YVONNE LUNA
12/10/2025	6,905.40	ISSUED	ZAYO NETWORK SERVICES LLC

December 2025 Tax Refunds

Payer Name	Issue/Void	Amount
1st OPTION TITLE INC		(93.83)
4949 FAIRMONT PARKWAY LTD LP		(10152.13)
4949 FAIRMONT PARKWAY LTD LP		(16523.06)
9465 CLEARWOOD DRIVE HOUSTON LLC		(14965.66)
A & L EQUITIES LP		(10587.58)
AGAP HOUSTON GULF FREEWAY LLC		(74323.93)
AMANI INVESTMENTS LP		(27671.63)
AMANI INVESTMENTS LP		(14706.44)
APT COURTYARD LLC		(13347.88)
APT EMERALD POINTE LLC		(15910.41)
APT PECAN PLACE LLC		(13873.49)
ARLINGTON OWNER LLC		(14649.80)
BEAMER SCARSDALE LP		(4478.28)
CLEMONS KEVIN		(1527.85)
CLEMONS KEVIN		(2030.02)
CLEMONS KEVIN		(1632.12)
DMR SOLUTIONS INC		(2465.68)
DODECAHEDRON HOLDINGS LLC		(12861.48)
FIDELITY NATIONAL TITLE		(1263.92)
GAGEMAKER LP		(379.90)
GALILEO APOLLO III TX LP		(30056.51)
GARCIA GUADALUPE		(1454.09)
HERNANDEZ ENRIQUE JAVIER OROZCO		(1344.33)
HERNANDEZ ENRIQUE JAVIER OROZCO		(1439.08)
HERNANDEZ JACKELINE		(363.38)
HMG PARK MANOR OF SOUTHBELT LLC		(2708.35)
HMG PARK MANOR OF SOUTHBELT LLC		(6799.24)
HOUSTON DIXIE FARM ROAD		(9751.32)
INDEPENDENCE TITLE		(4151.87)
LIVE OAK EXPRESS REALTY LTD		(5821.92)
MAKAI PROPERTIES LP		(12296.62)
MANNS CONNOR		(923.69)
MIXON GEORGE A		(2751.82)
MIXON GEORGE A		(201.04)
NEW LION II LLC		(9401.67)
O'CONNOR & ASSOCIATES		(130455.92)
O'CONNOR & ASSOCIATES		(36861.38)
OREILLY AUTO ENTERPRISES LLC		(22890.11)
PARK AT FAIRMONT APTS LP		(42960.65)
PARK AT FAIRMONT APTS LP		(69930.81)
PARK RIDGE ESTATES HOME		(588.39)
PARK RIDGE ESTATES HOME		(901.00)
PARK RIDGE ESTATES HOME		(522.06)


December 2025 Tax Refunds

Payer Name	Issue/Void	Amount
PARK RIDGE ESTATES HOME		(642.18)
PARK RIDGE ESTATES HOME		(484.87)
PARK RIDGE ESTATES HOME		(6.92)
PS TEXAS HOLDINGS LTD		(30299.27)
PTEXLLC1		(4285.45)
PTEXLLC1		(3439.46)
RE VIA BRITTANY ANN		(803.52)
RODRIGUEZ MATIS A		(1517.48)
RODRIGUEZ MATIS A		(1409.38)
RODRIGUEZ MATIS A		1517.48
RODRIGUEZ MATIS A		1409.38
ROMMAN FAMILY PARTNERSHIP 2008		(2877.27)
ROMMAN FAMILY PARTNERSHIP 2008 LLC		(2439.36)
SAENZ DAVID & OFELIA		(1049.10)
SAMMY & YOUSAF PROPERTIES LLC		(20.00)
SCRS EAST BELT BUSINESS PARK LLC		(12496.19)
SHAIKH HASEEB		(936.73)
SHAIKH HASEEB		936.73
SHREE GAYATRIMATA LLC		(9968.32)
SONOROUS THREE LLC		(11988.33)
SONOROUS TWO LLC		(10430.22)
SPX COOLING TECHNOLOGIES INC		(13310.86)
SPX COOLING TECHNOLOGIES INC		(11181.57)
SPX COOLING TECHNOLOGIES INC		(12959.99)
SPX COOLING TECHNOLOGIES INC		(13283.19)
TAMEZ JOSE G		(1927.78)
TEXAS TITLE		(188.43)
TXIM REAL ESTATE LLC		(11106.22)
WAL-MART REAL ESTATE BUSINESS TR		(5625.36)
WORTH NATIONAL TITLE AGENCY		(2739.49)
WRIGHT WILLIAM		(426.65)

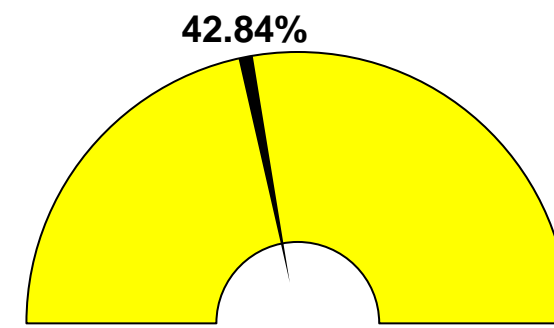
General Fund | Revenue Dashboard

For the Period Ending December 31, 2025

Projected Year End Fund Balance
as % of Budgeted Revenues

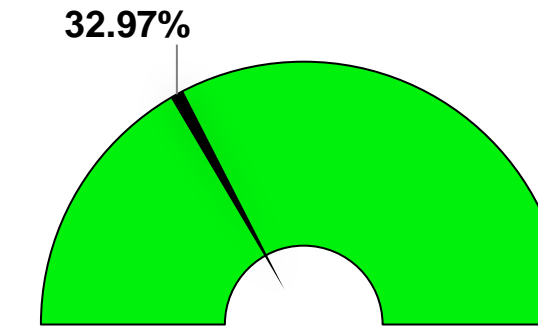


Actual YTD Revenues



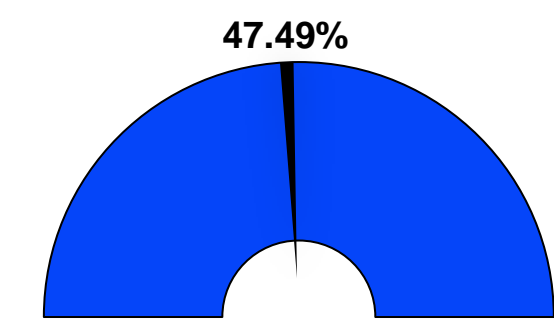
Projected YTD Revenues
62.59%

Actual YTD Local Sources



Projected YTD Local Sources
33.14%

Actual YTD State Sources



Projected YTD State Sources
75.10%

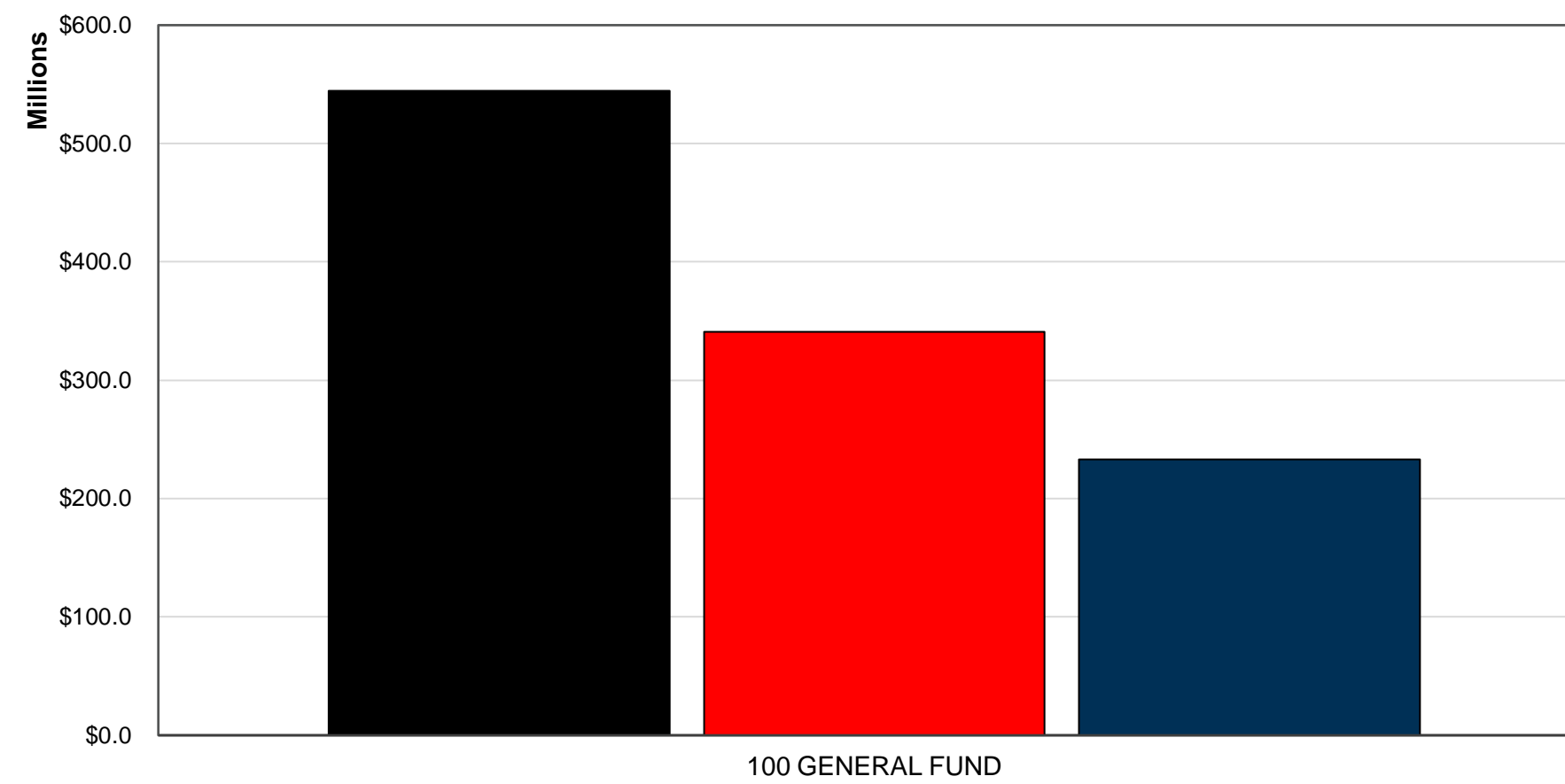
Top 10 Sources of Revenue Year-to-Date

Fsp Formula Foundation	\$160,302,032
Taxes, Current Year Levy	\$46,461,040
Trs On-Behalf	\$12,275,877
Per Capita Apportionment	\$7,047,212
Earnings From Temporary Deposits And Investments	\$2,365,838
Penalties, Interest, And Other Tax Revenues	\$1,031,871
Taxes, Prior Years	\$867,386
Other Revenues From Local Sources	\$665,790
Federal Revenues Distributed Directly From The Federal Government	\$600,929
Federal Revenues Distributed By The Texas Education Agency	\$556,339

Percent of Total Revenues YTD **99.55%**

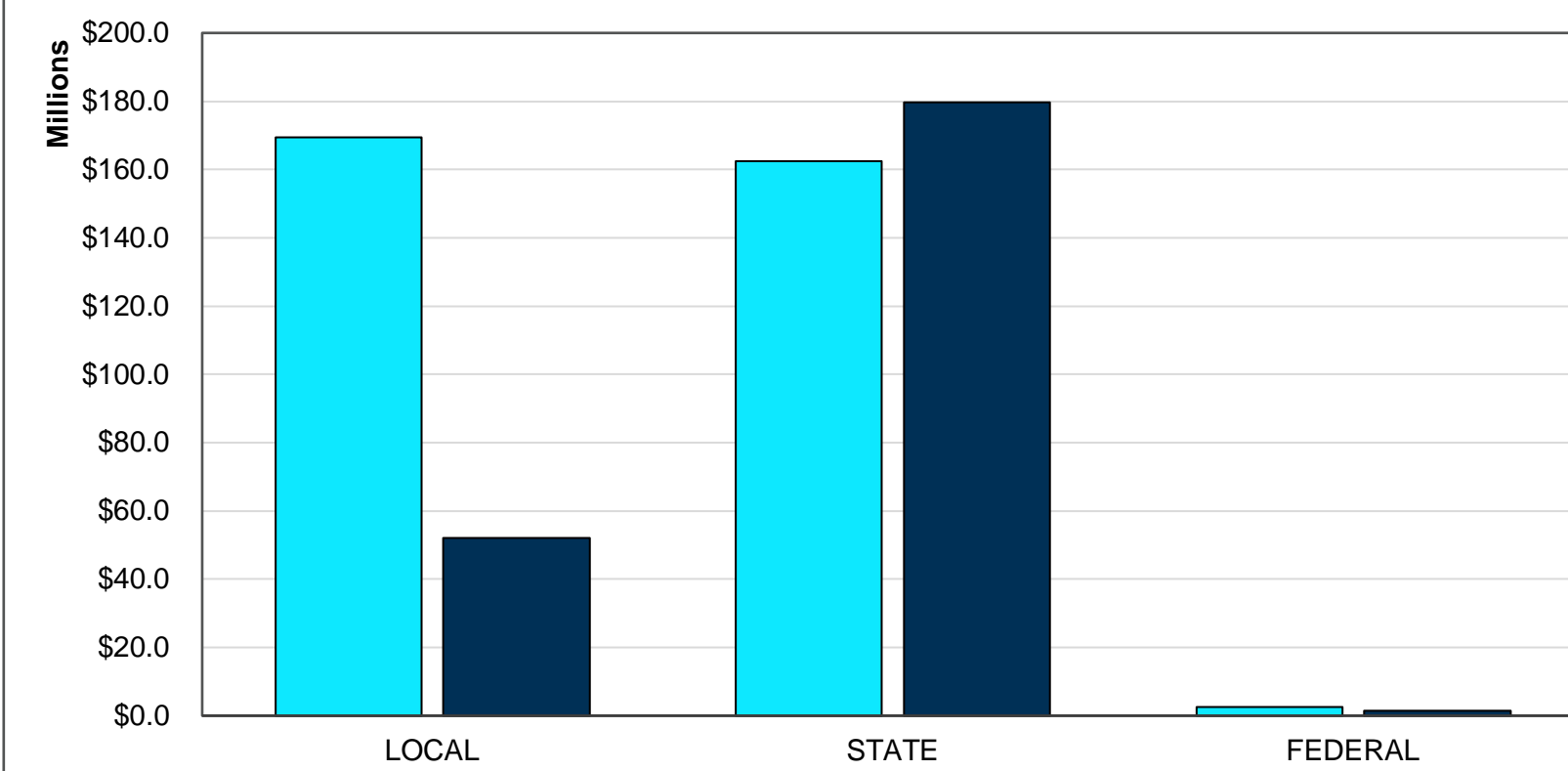
Revenue Comparison

■ Budget ■ Projected YTD ■ Current YTD



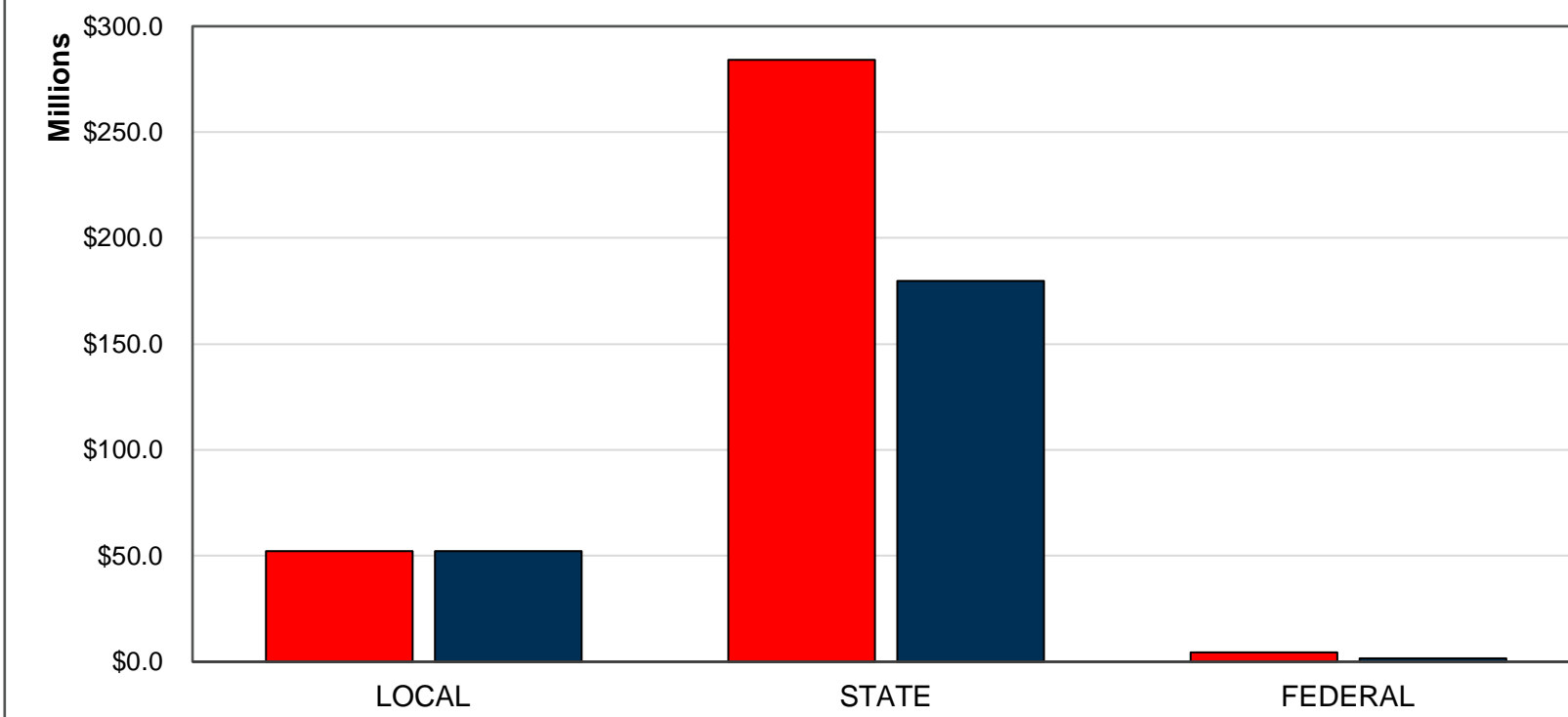
Revenue by Source

■ Prior YTD ■ Current YTD



Revenue by Source


■ Projected YTD ■ Current YTD



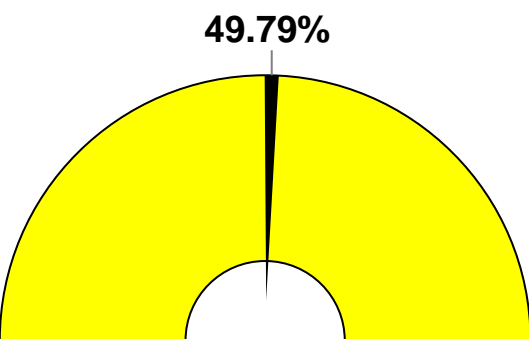
General Fund | Expenditure Dashboard

For the Period Ending December 31, 2025

Projected Year End Fund Balance
as % of Budgeted Expenditures

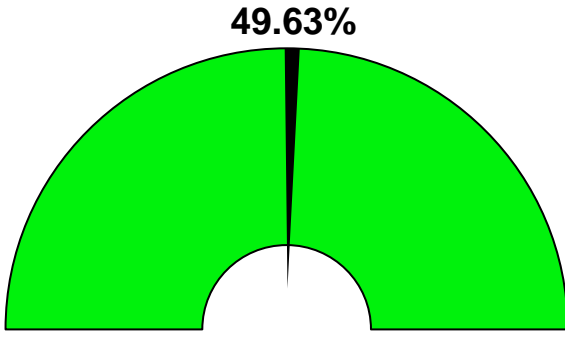


Actual YTD Expenditures



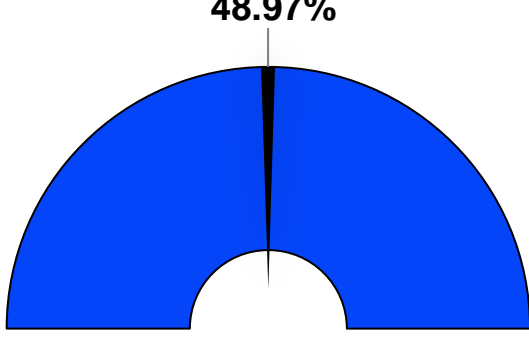
Projected YTD Expenditures
48.88%

Actual YTD Instruction



Projected YTD Instruction
50.11%

Actual YTD Payroll Costs



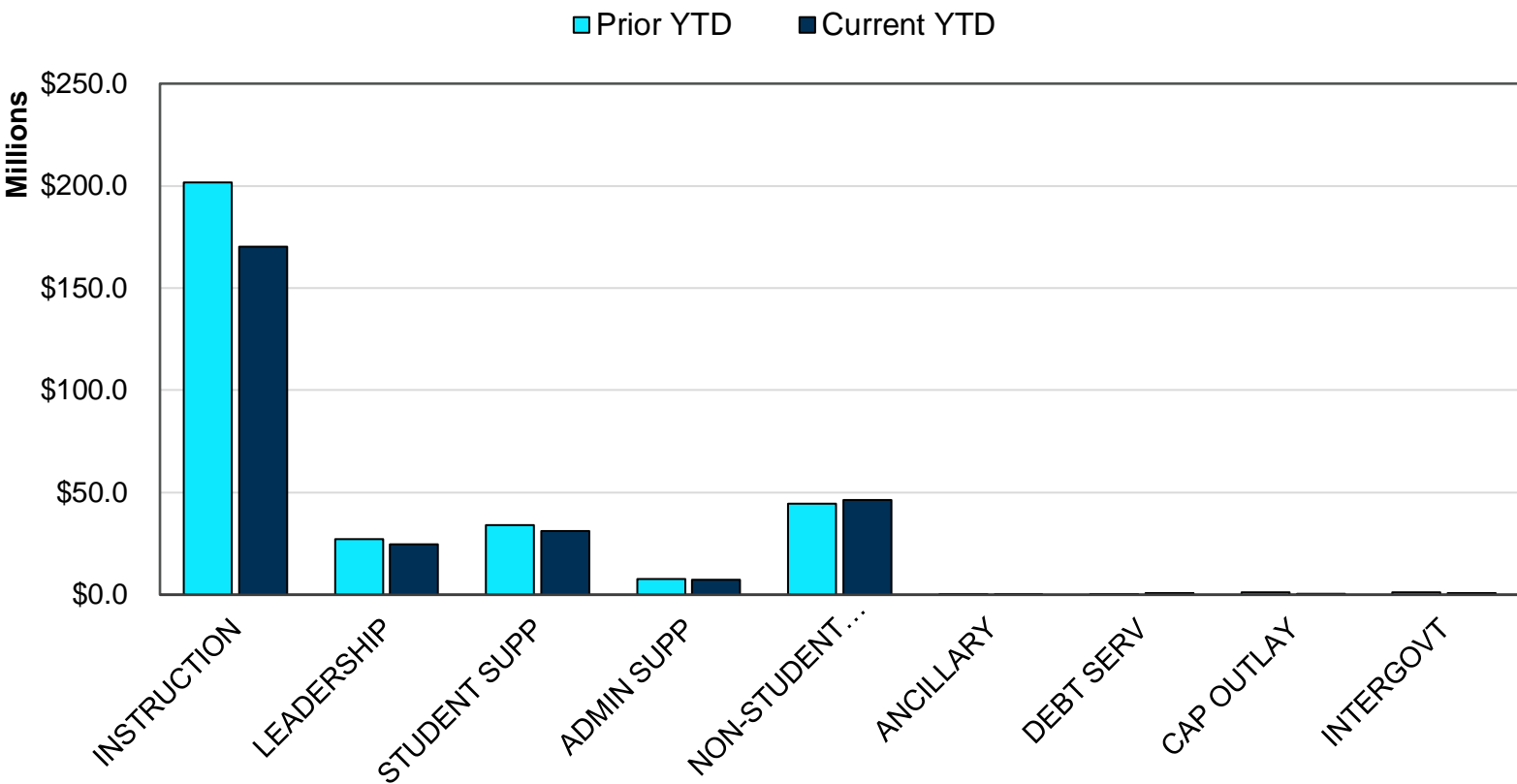
Projected YTD Payroll Costs
49.67%

Top 10 Expenditures by Function Year-to-Date

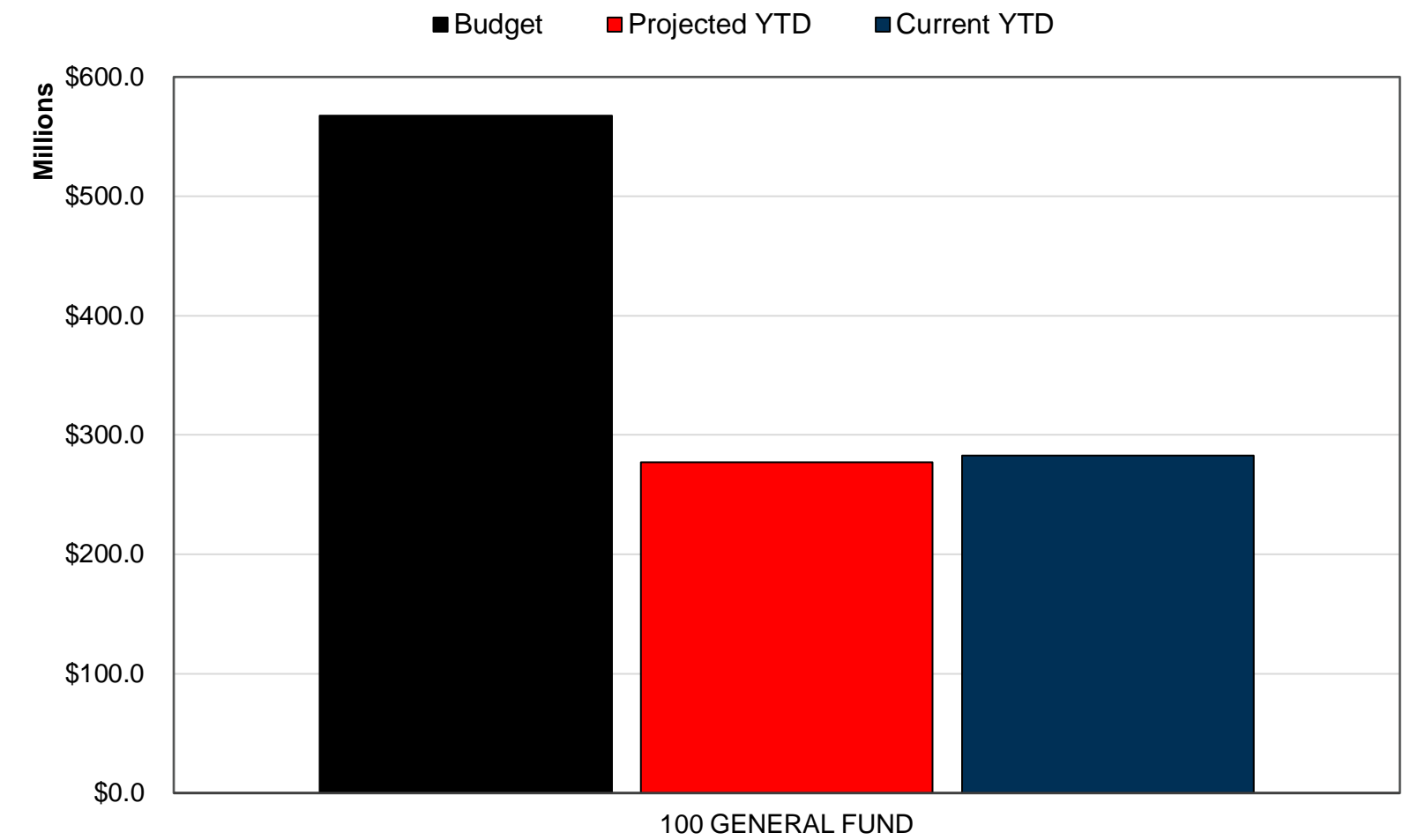
Instruction	\$163,439,490
Plant Maint/Operations	\$34,474,037
School Leadership	\$20,604,258
Guidance/Counsel/Eval Svs	\$13,670,027
Student Transportation	\$9,969,532
Data Processing Svs	\$8,051,486
General Administration	\$7,372,814
Cocurr/Extracurr Activity	\$4,388,902
Instructional Leadership	\$4,227,850
Instruct Res/Media Svs	\$3,723,212

Percent of Total Expenditures YTD 95.54%

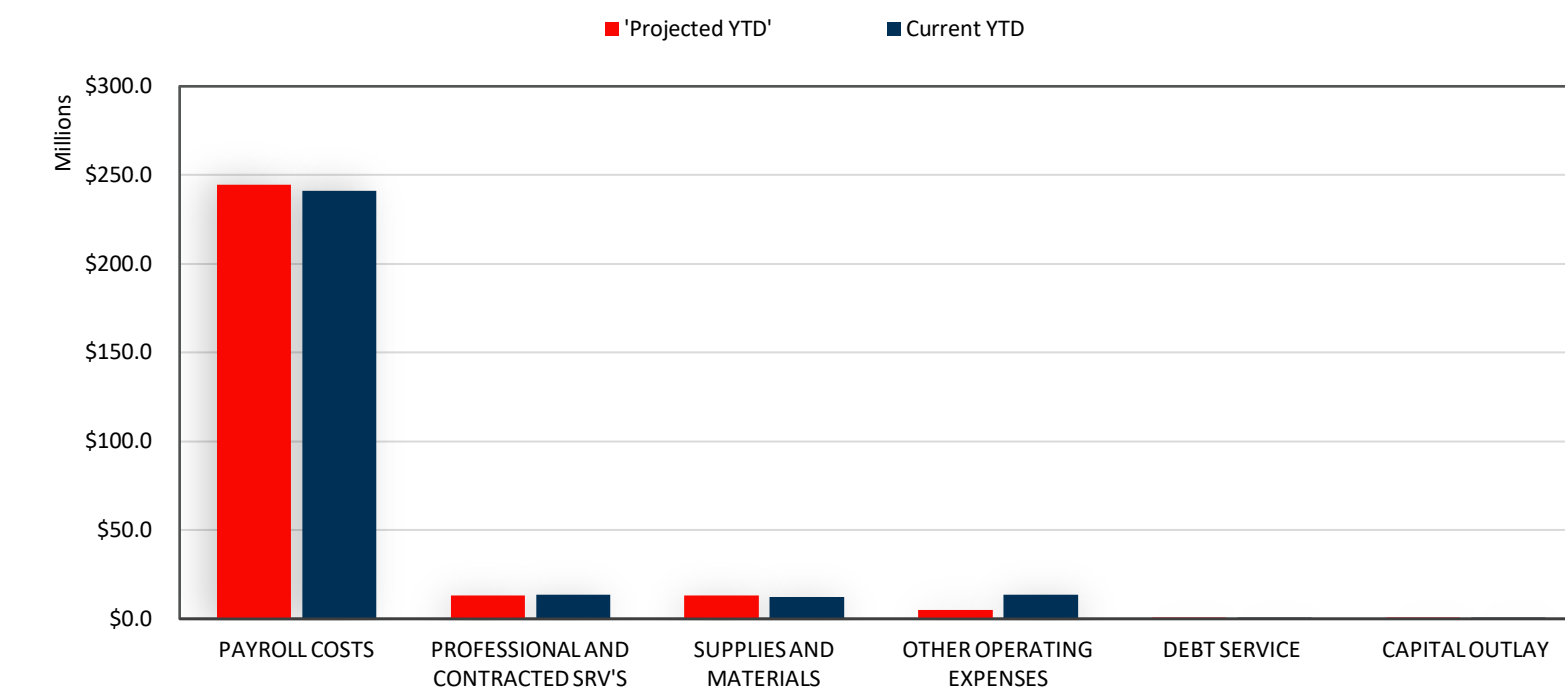
Expenditures by Function



Expenditure Comparison

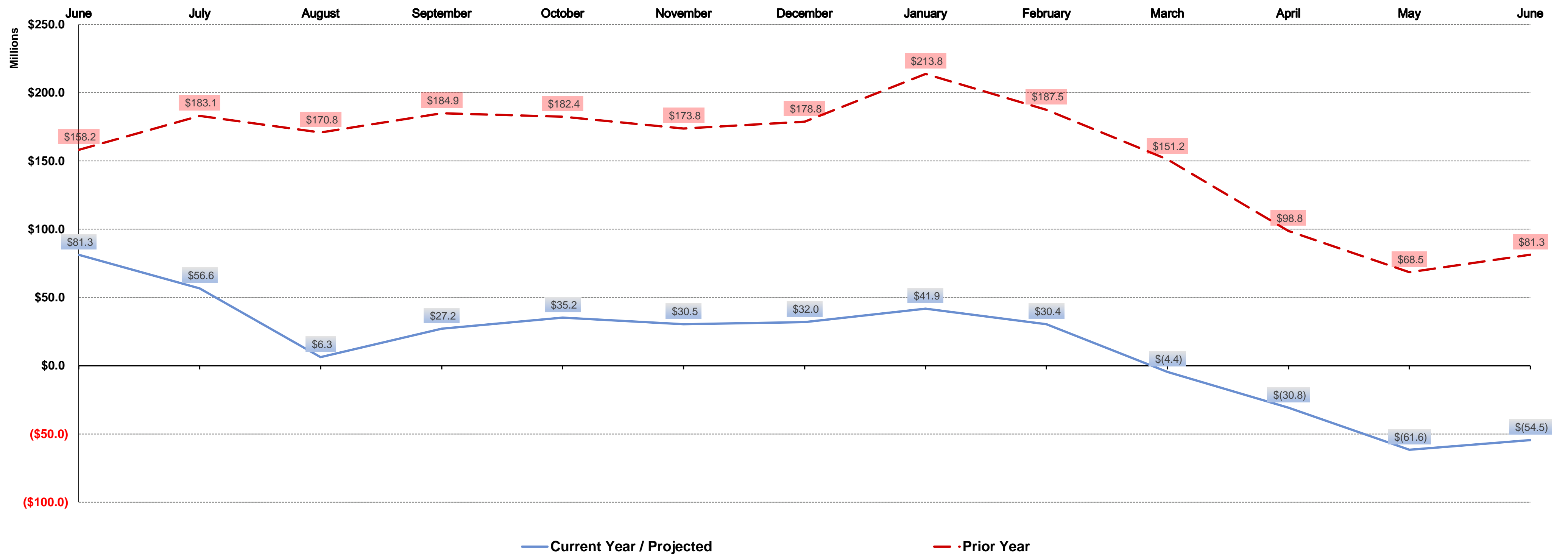


Expenditures by Object



General Fund

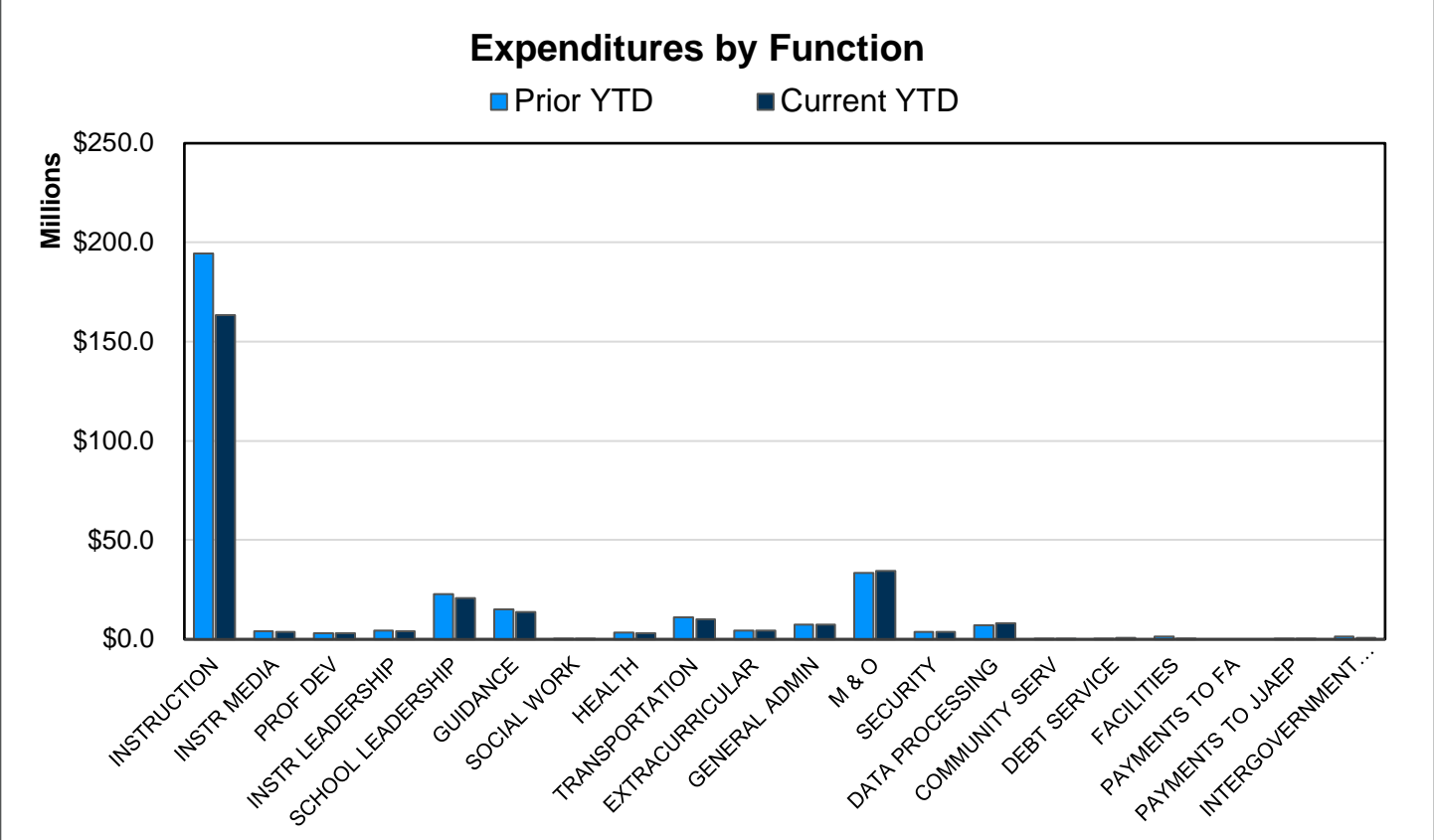
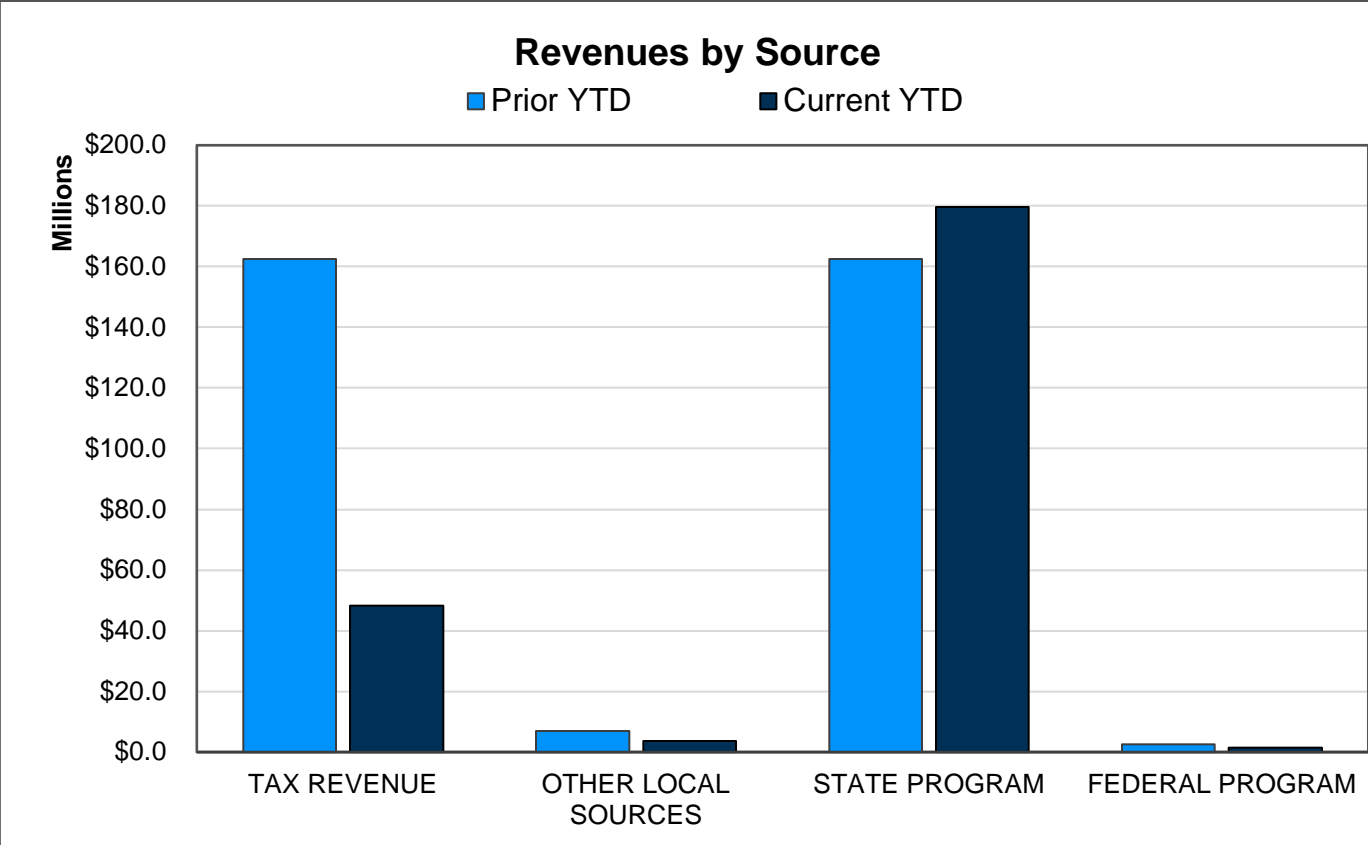
For the Period Ending December 31, 2025



General Fund | Function Financial Summary

For the Period Ending December 31, 2025

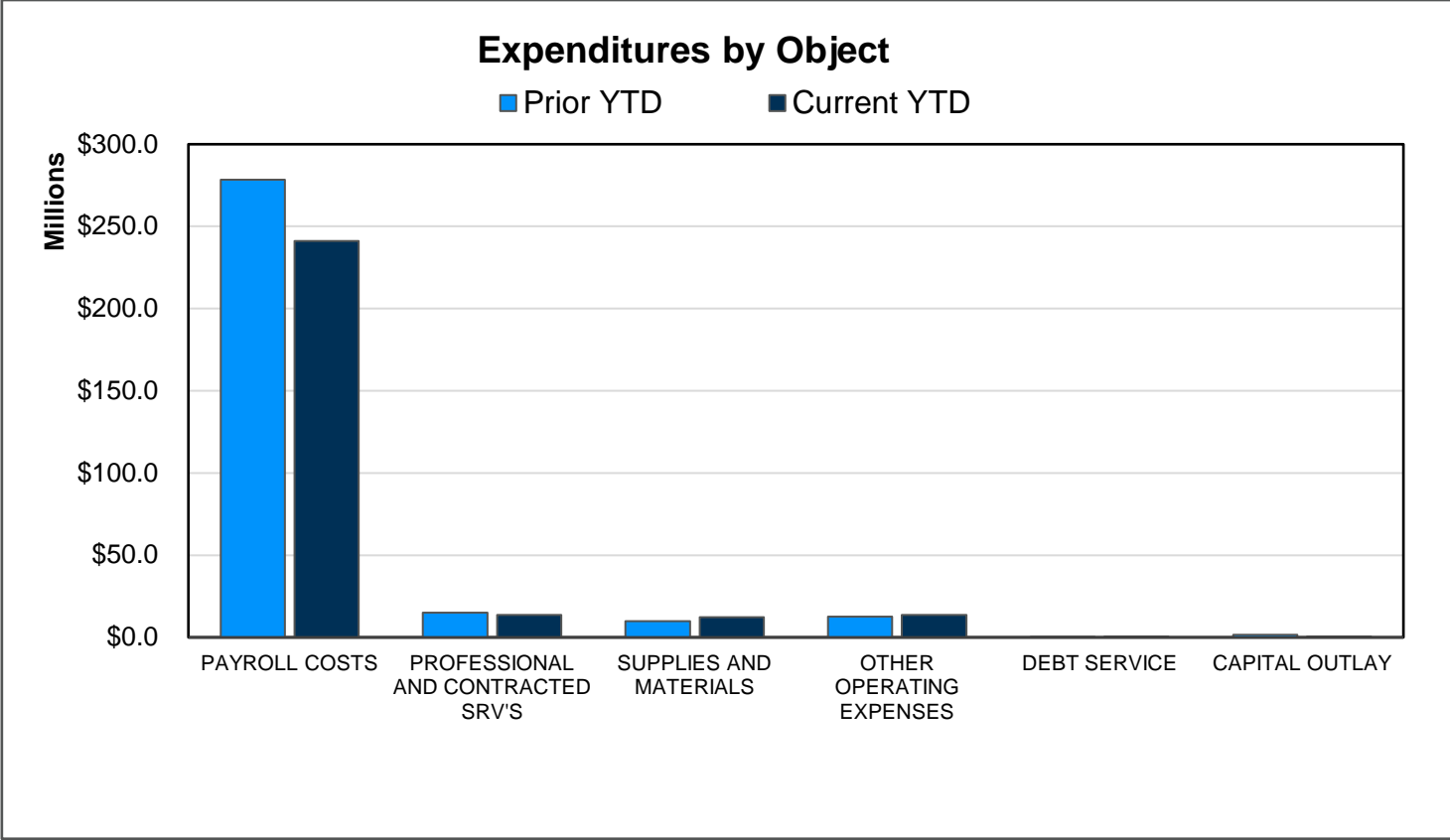
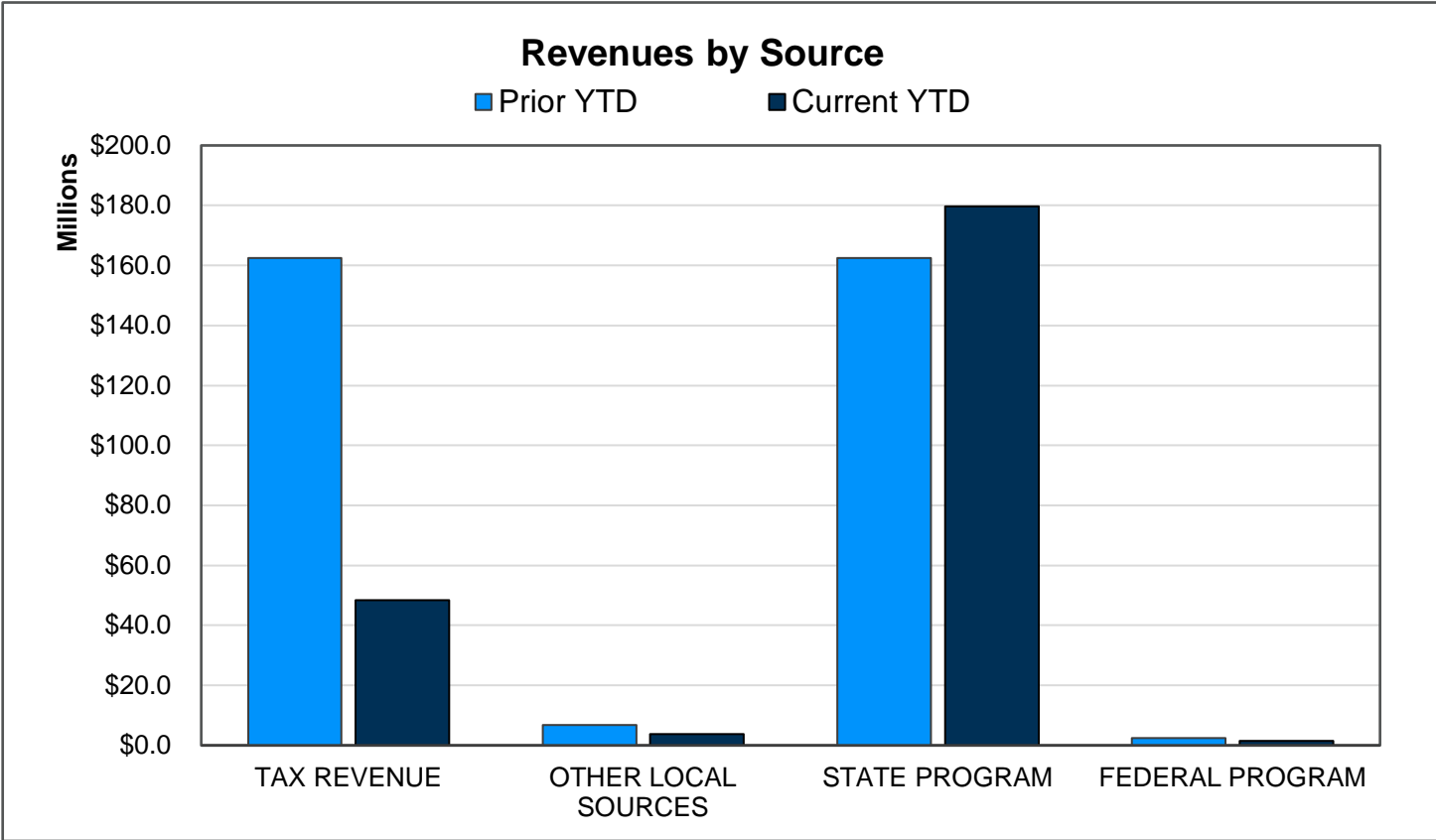
	Prior YTD	Prior Year Actual	YTD % of PY Actual	Current YTD	Annual Budget	YTD % of Budget
REVENUES						
Tax Revenue	\$162,488,436	\$170,988,918	95.03%	\$48,360,297	\$145,237,845	33.30%
Other Local Sources	6,846,232	11,170,971	61.29%	3,682,448	12,629,664	29.16%
State Program	162,521,335	223,859,334	72.60%	179,625,662	378,234,878	47.49%
Federal Program	2,461,860	6,763,825	36.40%	1,553,738	8,306,000	18.71%
TOTAL REVENUE	\$334,317,863	\$412,783,048	80.99%	\$233,222,145	\$544,408,387	42.84%
EXPENDITURES FUNCTIONS						
Instruction	\$194,312,132	\$337,685,591	57.54%	\$163,439,490	\$329,288,379	49.63%
Instructional Media	4,176,158	7,524,214	55.50%	3,723,212	7,773,305	47.90%
Curriculum & Personnel Development	3,195,783	6,657,773	48.00%	3,201,369	7,032,125	45.52%
Instructional Leadership	4,251,927	8,401,789	50.61%	4,227,850	9,192,693	45.99%
School Leadership	22,870,836	43,831,722	52.18%	20,604,258	44,599,175	46.20%
Guidance & Counseling	15,086,203	27,719,782	54.42%	13,670,027	28,183,586	48.50%
Social Work Services	96,298	205,561	46.85%	105,652	253,090	41.74%
Health Services	3,311,217	5,784,684	57.24%	3,056,755	6,238,799	49.00%
Pupil Transportation	11,240,934	21,342,471	52.67%	9,969,532	20,678,453	48.21%
Extracurricular Activities	4,351,926	8,145,725	53.43%	4,388,902	6,351,006	69.11%
General Administration	7,526,724	15,424,852	48.80%	7,372,814	15,285,996	48.23%
Plant Maintenance & Operations	33,598,776	68,110,679	49.33%	34,474,037	64,814,288	53.19%
Security & Monitoring Services	3,588,633	9,421,424	38.09%	3,717,227	7,954,625	46.73%
Data Processing Services	7,212,438	14,469,874	49.84%	8,051,486	13,249,525	60.77%
Community Service	112,729	206,774	54.52%	88,572	223,342	39.66%
Debt Service	24,286	3,320,439	0.73%	714,555	1,280,094	55.82%
Facilities Acq. & Construction	1,354,219	(\$424,062)	(319.34%)	524,863	1,013,683	51.78%
Payments to Fiscal Agent	0	1,670,860	0.00%	0	1,940,455	0.00%
Payments to JJAEP Programs	43,200	86,400	50.00%	43,200	100,000	43.20%
Other Intergovernmental Charges	1,264,684	1,726,486	73.25%	879,710	2,023,000	43.49%
TOTAL EXPENDITURES	\$317,619,103	\$581,313,038	54.64%	\$282,253,511	\$567,475,619	49.74%
SURPLUS / (DEFICIT)	\$16,698,760	(\$168,529,990)		(\$49,031,366)	(\$23,067,232)	
OTHER FINANCING SOURCES / (USES)						
Other Financing Uses	86	(820,946)		(283,151)	0	
TOTAL OTHER FINANCING SOURCES / (USES)	\$86	\$4,033,822		(\$283,151)	\$0	
NET CHANGE IN FUND BALANCE	\$16,698,846	(\$164,496,168)		(\$49,314,517)	(\$23,067,232)	
ENDING FUND BALANCE	\$178,812,145	\$81,272,640		\$31,958,122	\$97,112,182	



General Fund | Object Financial Summary

For the Period Ending December 31, 2025

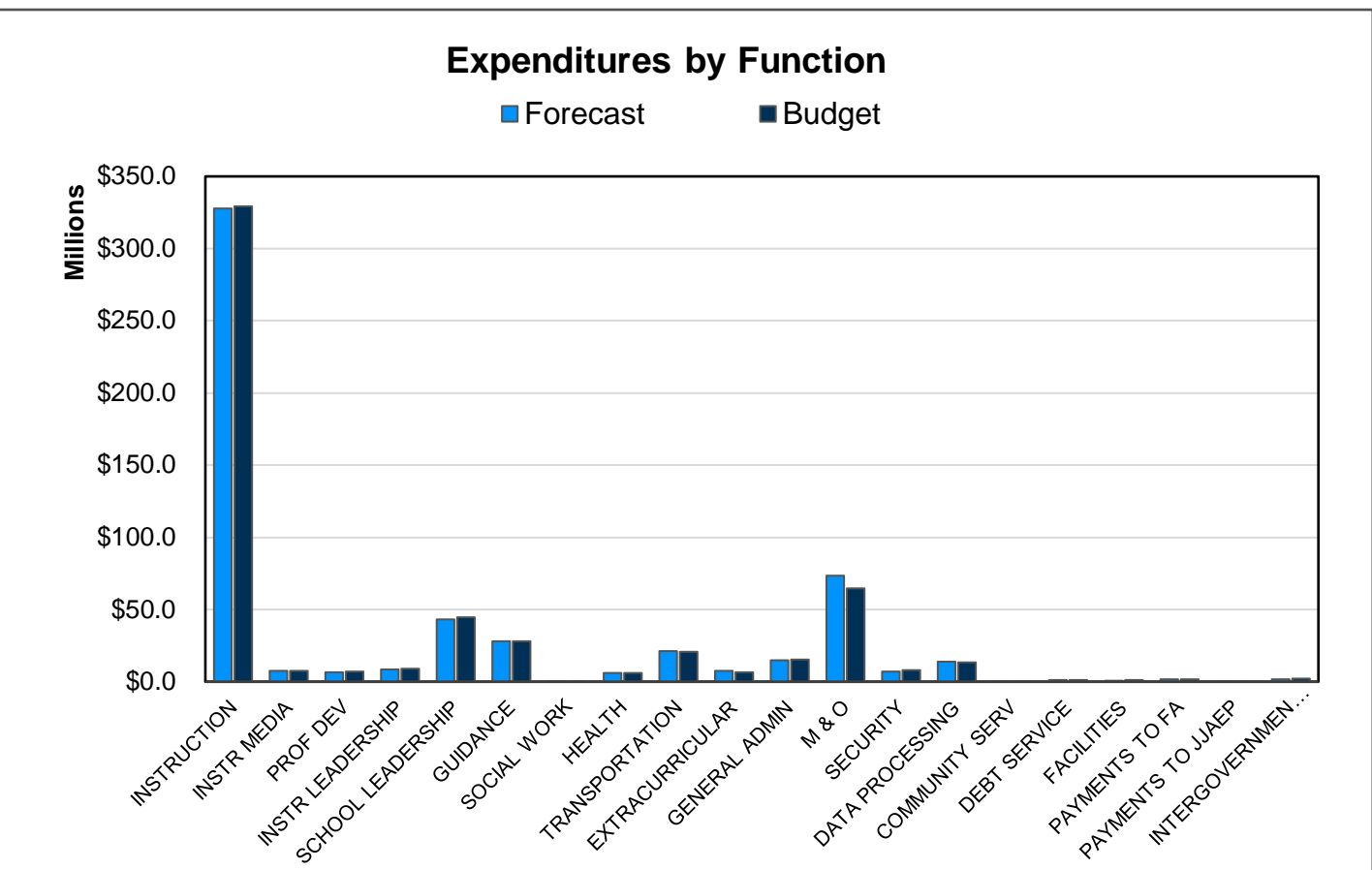
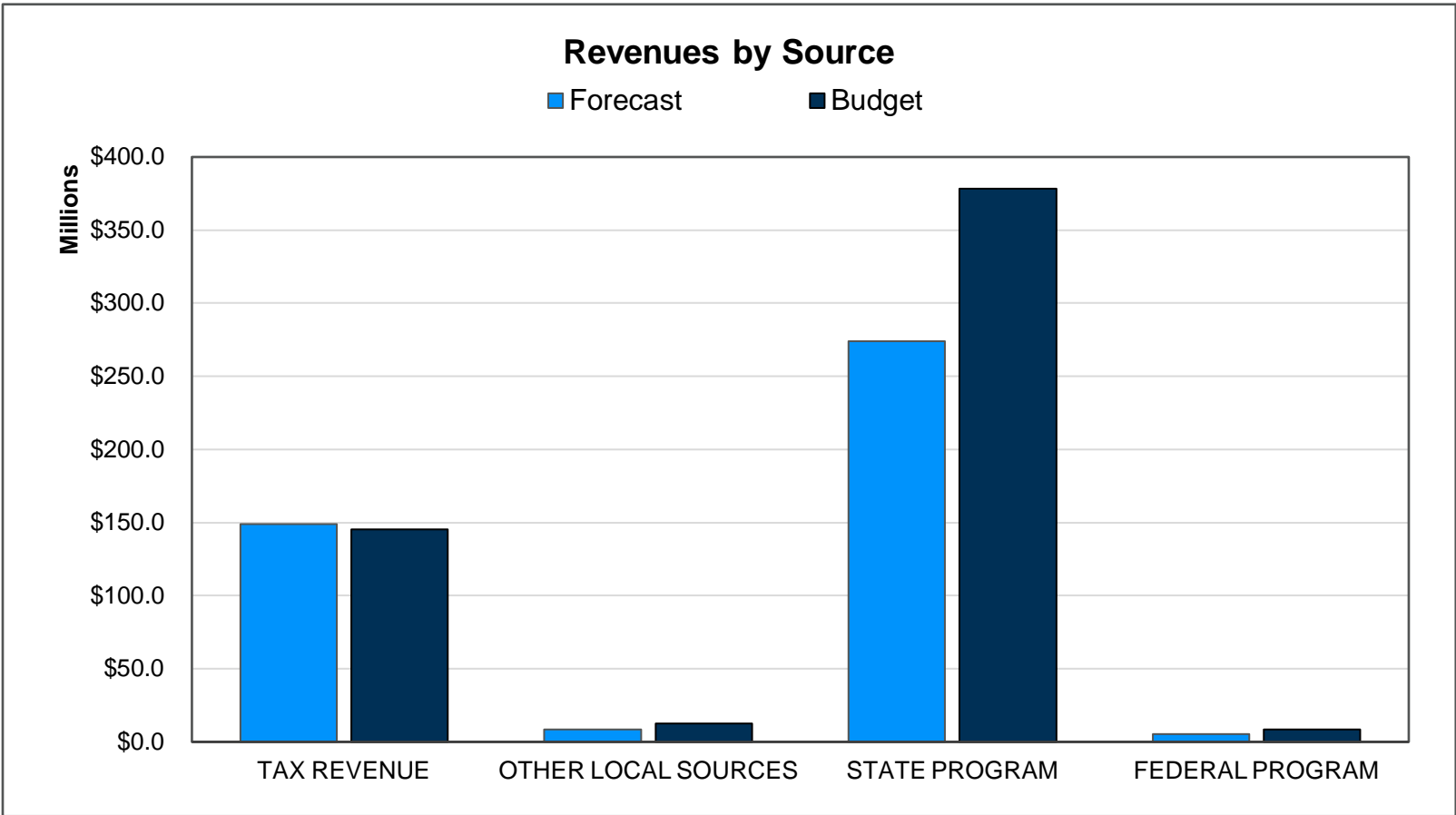
	Prior YTD	Prior Year Actual	YTD % of PY Actual	Current YTD	Annual Budget	YTD % of Budget
REVENUES						
Tax Revenue	\$162,488,436	\$170,988,918	95.03%	\$48,360,297	\$145,237,845	33.30%
Other Local Sources	6,846,232	11,170,971	61.29%	3,682,448	12,629,664	29.16%
State Program	162,521,335	223,859,334	72.60%	179,625,662	378,234,878	47.49%
Federal Program	2,461,860	6,763,825	36.40%	1,553,738	8,306,000	18.71%
TOTAL REVENUE	\$334,317,863	\$412,783,048	80.99%	\$233,222,145	\$544,408,387	42.84%
EXPENDITURES OBJECTS						
Payroll Costs	\$278,398,550	\$497,905,631	55.91%	\$241,217,801	\$492,609,411	48.97%
Professional and Contracted Services	15,041,625	27,285,404	55.13%	13,802,140	32,170,940	42.90%
Supplies and Materials	9,968,288	20,658,147	48.25%	12,262,269	21,279,698	57.62%
Other Operating Expenses	12,608,112	28,152,730	44.78%	13,603,596	18,877,722	72.06%
Debt Service	24,286	3,320,439	0.73%	714,555	1,280,094	55.82%
Capital Outlay	1,578,156	3,990,686	39.55%	653,151	1,257,754	51.93%
TOTAL EXPENDITURES	\$317,619,017	\$581,313,037	54.64%	\$282,253,512	\$567,475,619	49.74%
SURPLUS / (DEFICIT)	\$16,698,846	(\$168,529,989)		(\$49,031,367)	(\$23,067,232)	
OTHER FINANCING SOURCES / (USES)						
Other Financing Uses	86	(820,946)		(283,151)	0	
TOTAL OTHER FINANCING SOURCES / (USES)	\$86	\$4,033,822		(\$283,151)	\$0	
NET CHANGE IN FUND BALANCE	\$16,698,932	(\$164,496,167)		(\$49,314,518)	(\$23,067,232)	
ENDING FUND BALANCE	\$178,812,145	\$81,272,640		\$31,958,122	\$97,112,182	



General Fund | Function Financial Forecast

For the Period Ending December 31, 2025

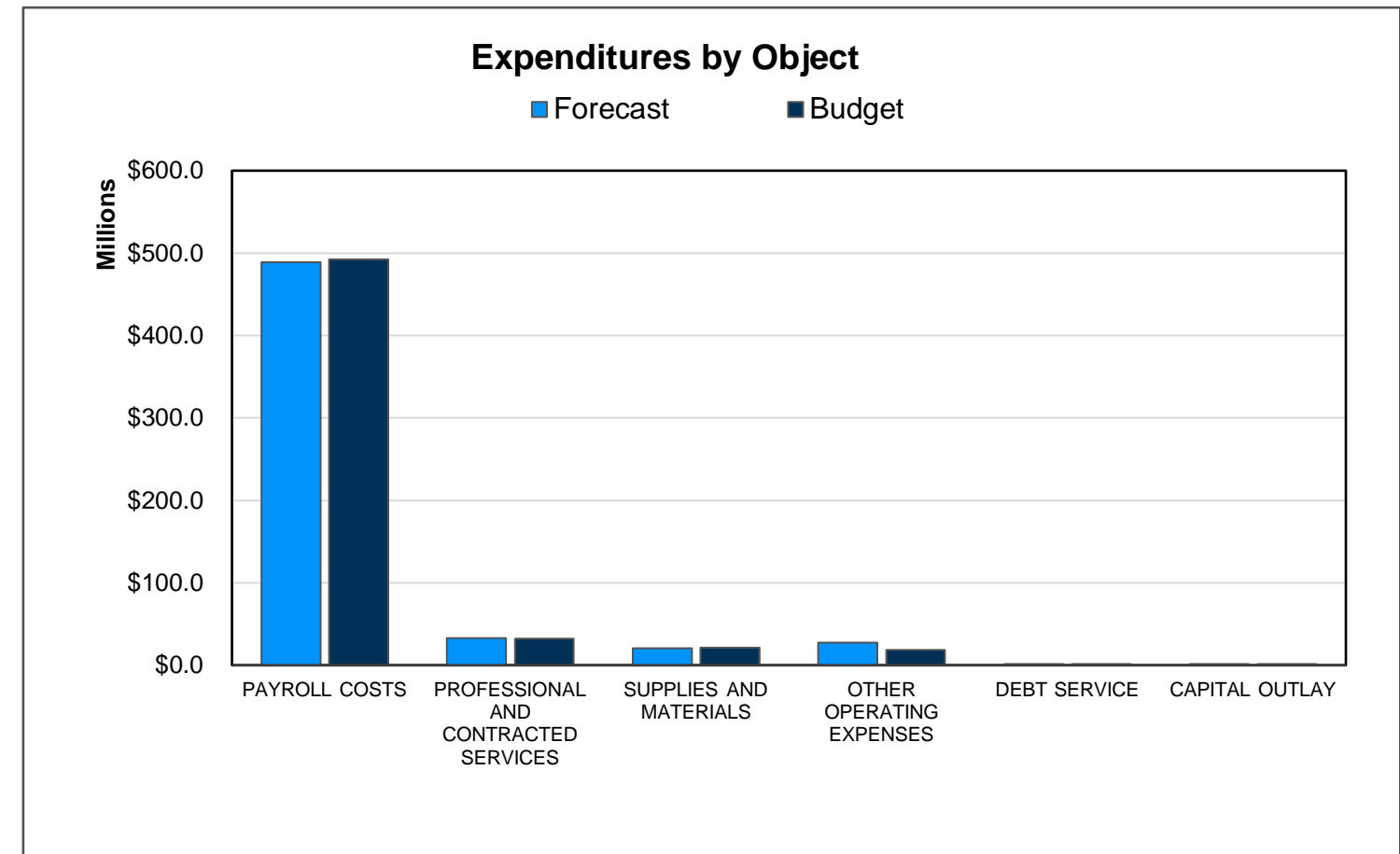
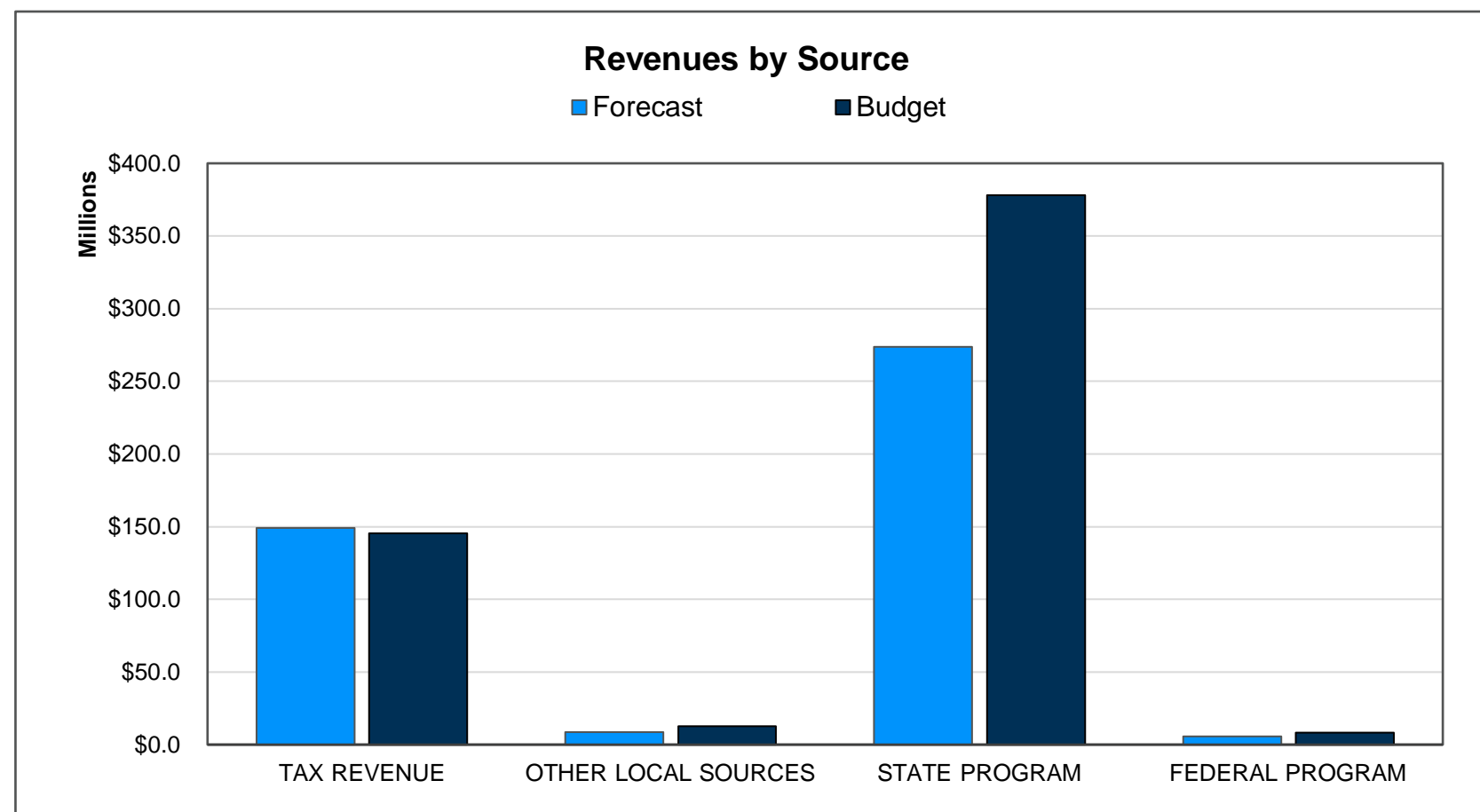
	Prior YTD	Current YTD	Add: Projections	Annual Forecast	Annual Budget	Variance Fav / (Unfav)
REVENUES						
Tax Revenue	\$162,488,436	\$48,360,297	\$100,697,489	\$149,057,786	\$145,237,845	\$3,819,941
Other Local Sources	6,846,232	3,682,448	4,846,025	8,528,473	12,629,664	(4,101,191)
State Program	162,521,335	179,625,662	94,196,030	273,821,692	378,234,878	(104,413,186)
Federal Program	2,461,860	1,553,738	3,933,397	5,487,135	8,306,000	(2,818,865)
TOTAL REVENUE	\$334,317,862	\$233,222,145	\$203,672,941	\$436,895,086	\$544,408,387	(\$107,513,301)
EXPENDITURES FUNCTIONS						
Instruction	\$194,312,132	\$163,439,490	\$164,257,990	\$327,697,480	\$329,288,379	\$1,563,932
Instructional Media	4,176,158	3,723,212	3,822,201	7,545,413	7,773,305	228,291
Curriculum & Personnel Development	3,195,783	3,201,369	3,407,329	6,608,699	7,032,125	420,858
Instructional Leadership	4,251,927	4,227,850	4,387,201	8,615,052	9,192,693	576,314
School Leadership	22,870,836	20,604,258	22,781,084	43,385,342	44,599,175	1,211,133
Guidance & Counseling	15,086,203	13,670,027	14,304,535	27,974,563	28,183,586	209,355
Social Work Services	96,298	105,652	129,535	235,187	253,090	17,903
Health Services	3,311,217	3,056,755	3,073,093	6,129,848	6,238,799	108,951
Pupil Transportation	11,240,934	9,969,532	11,050,414	21,019,946	20,678,453	(341,493)
Extracurricular Activities	4,351,926	4,388,902	3,308,587	7,697,489	6,351,006	(1,341,433)
General Administration	7,526,724	7,372,814	7,448,451	14,821,265	15,285,996	464,731
Plant Maintenance & Operations	33,598,776	34,474,037	38,857,783	73,331,820	64,814,288	(8,490,011)
Security & Monitoring Services	3,588,633	3,717,227	3,551,235	7,268,462	7,954,625	686,163
Data Processing Services	7,212,438	8,051,486	5,708,645	13,760,132	13,249,525	(510,607)
Community Service	112,729	88,572	117,413	205,985	223,342	17,617
Debt Service	24,286	714,555	691,933	1,406,487	1,280,094	(126,393)
Facilities Acq. & Construction	1,354,219	524,863	354,719	879,582	1,013,683	134,101
Payments to Fiscal Agent	0	0	1,756,017	1,756,017	1,940,455	184,438
Payments to JJAEP Programs	43,200	43,200	65,966	109,166	100,000	(9,166)
Other Intergovernmental Charges	1,264,684	879,710	1,035,514	1,915,224	2,023,000	107,776
TOTAL EXPENDITURES	\$317,619,104	\$282,253,512	\$290,109,645	\$572,363,157	\$567,475,619	(\$4,887,538)
SURPLUS / (DEFICIT)						
	\$16,698,758	(\$49,031,367)	(\$86,436,704)	(\$135,468,071)	(\$23,067,232)	(\$112,400,839)
OTHER FINANCING SOURCES / (USES)						
Other Financing Uses	86	(283,151)	0	(283,151)	0	283,151
TOTAL OTHER FINANCING SOURCES / (USES)	\$86	(\$283,151)	\$0	(\$283,151)	\$0	\$283,151
NET CHANGE IN FUND BALANCE						
	\$16,698,844	(\$49,314,518)	(\$86,436,704)	(\$135,751,222)	(\$23,067,232)	(\$112,117,688)
ENDING FUND BALANCE						
	\$178,812,145	\$31,958,122	\$0	(\$54,478,582)	\$97,112,182	(\$112,683,990)



General Fund | Object Financial Forecast

For the Period Ending December 31, 2025

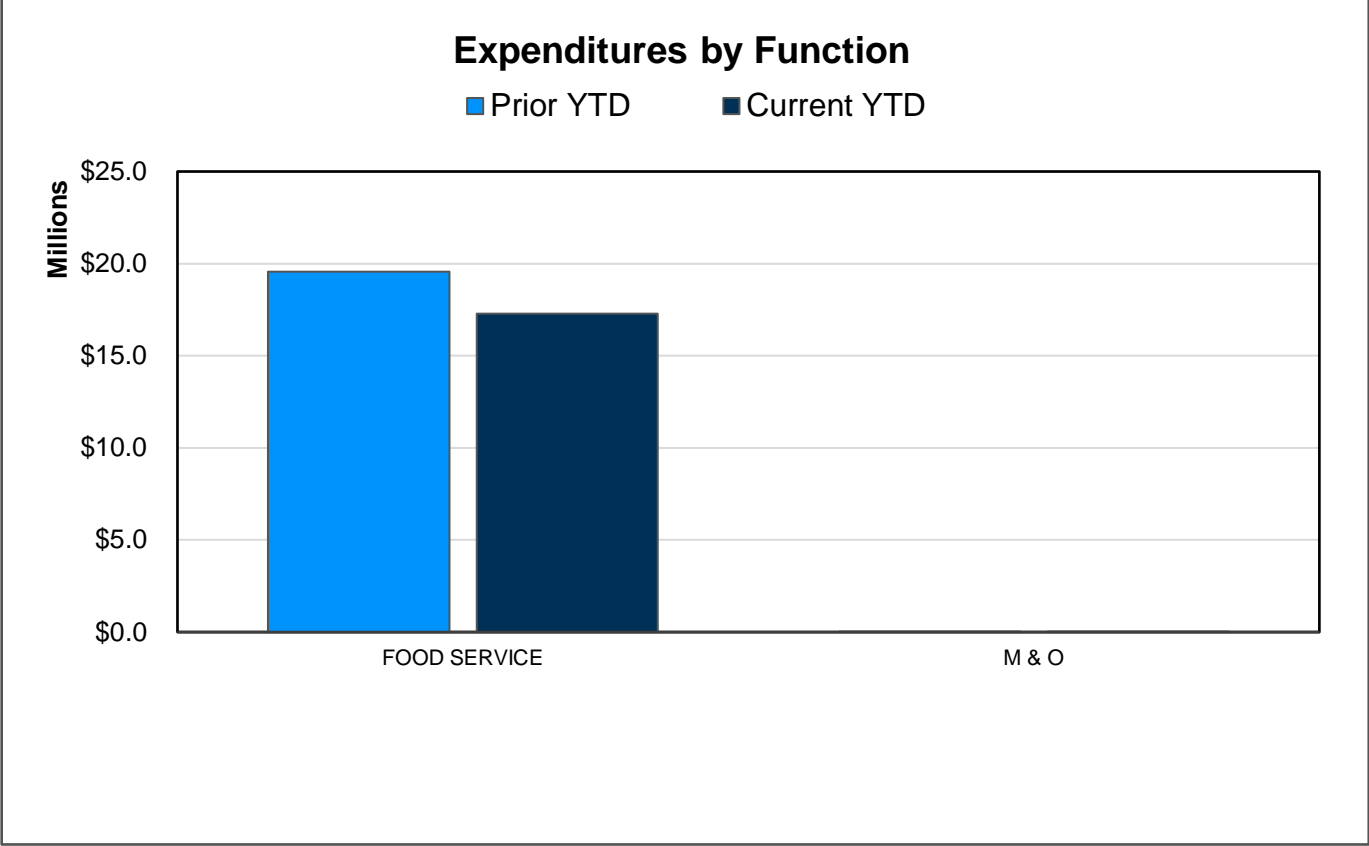
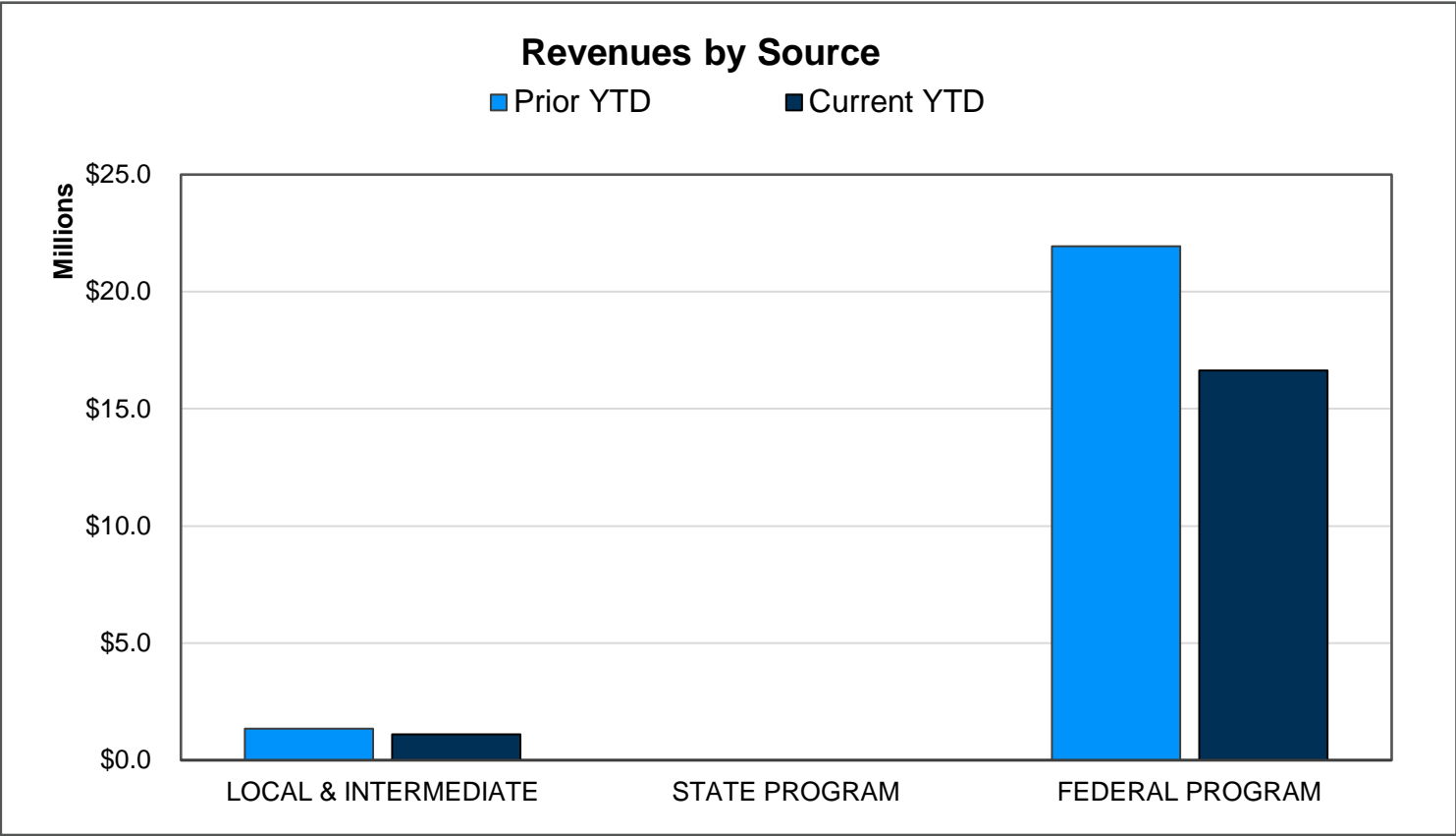
	Prior YTD	Current YTD	Add: Projections	Annual Forecast	Annual Budget	Variance Fav / (Unfav)
REVENUES						
Tax Revenue	\$162,488,436	\$48,360,297	\$100,697,489	\$149,057,786	\$145,237,845	\$3,819,941
Other Local Sources	6,846,232	3,682,448	4,846,025	8,528,473	12,629,664	(4,101,191)
State Program	162,521,335	179,625,662	94,196,030	273,821,692	378,234,878	(104,413,186)
Federal Program	2,461,860	1,553,738	3,933,397	5,487,135	8,306,000	(2,818,865)
TOTAL REVENUE	\$334,317,862	\$233,222,145	\$203,672,941	\$436,895,086	\$544,408,387	(\$107,513,301)
EXPENDITURES OBJECTS						
Payroll Costs	\$278,398,550	\$241,217,801	\$247,914,949	\$489,132,750	\$492,609,411	\$3,463,709
Professional and Contracted Services	15,041,625	13,802,140	18,882,518	32,684,658	32,170,940	(508,523)
Supplies and Materials	9,968,288	12,262,269	8,090,105	20,352,373	21,279,698	895,015
Other Operating Expenses	12,608,112	13,603,596	14,049,335	27,652,932	18,877,722	(8,767,189)
Debt Service	24,286	714,555	691,933	1,406,487	1,280,094	(126,393)
Capital Outlay	1,578,156	653,151	480,805	1,133,957	1,257,754	155,844
TOTAL EXPENDITURES	\$317,619,018	\$282,253,512	\$290,109,645	\$572,363,157	\$567,475,619	(\$4,887,538)
SURPLUS / (DEFICIT)	\$16,698,844	(\$49,031,367)	(\$86,436,704)	(\$135,468,071)	(\$23,067,232)	(\$112,400,839)
OTHER FINANCING SOURCES / (USES)						
Other Financing Uses	86	(283,151)	0	(283,151)	0	283,151
TOTAL OTHER FINANCING SOURCES / (USES)	\$86	(\$283,151)	\$0	(\$283,151)	\$0	\$283,151
NET CHANGE IN FUND BALANCE	\$16,698,930	(\$49,314,518)	(\$86,436,704)	(\$135,751,222)	(\$23,067,232)	(\$112,117,688)
ENDING FUND BALANCE	\$178,812,145	\$31,958,122	\$0	(\$54,478,582)	\$97,112,182	(\$112,683,990)



Food Service Fund | Financial Summary

For the Period Ending December 31, 2025

	Prior YTD	Prior Year Actual	YTD % of PY Actual	Current YTD	Annual Budget	YTD % of Budget
REVENUES						
Local & Intermediate	\$1,342,962	\$2,122,990	63.26%	\$1,099,888	\$3,055,000	36.00%
State Program	0	155,689	0.00%	0	200,000	0.00%
Federal Program	21,943,060	35,004,361	62.69%	16,633,589	42,469,923	39.17%
TOTAL REVENUE	\$23,286,022	\$37,283,040	62.46%	\$17,733,477	\$45,724,923	38.78%
EXPENDITURES						
Food Services	\$19,565,765	\$33,947,427	57.64%	\$17,298,683	\$45,714,923	37.84%
Plant Maintenance & Operations	4,104	8,209	49.99%	3,505	10,000	35.05%
TOTAL EXPENDITURES	\$19,569,869	\$33,955,636	57.63%	\$17,302,188	\$45,724,923	37.84%
SURPLUS / (DEFICIT)	\$3,716,153	\$3,327,404		\$431,289	\$0	
NET CHANGE IN FUND BALANCE	\$3,716,153	\$3,327,404		\$431,289	\$0	
ENDING FUND BALANCE	\$12,840,070	\$16,410,797		\$16,842,086	\$16,410,797	

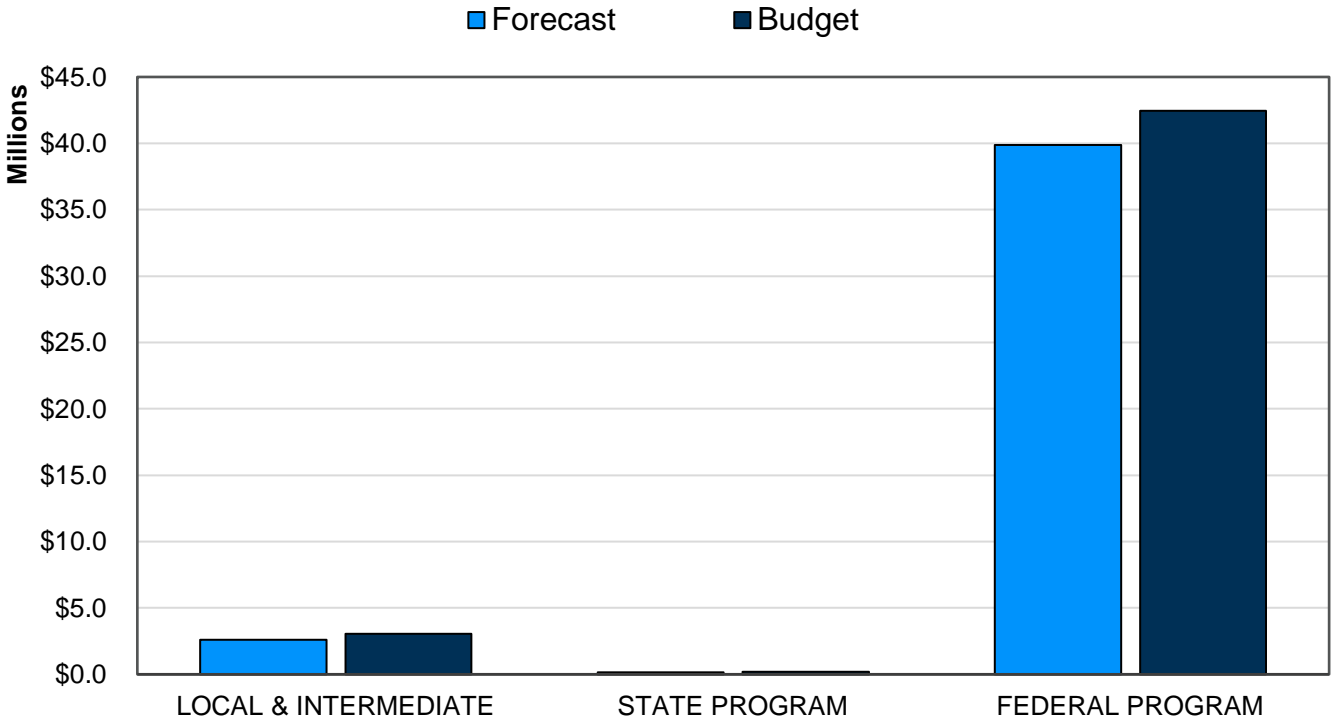


Food Service Fund | Financial Forecast

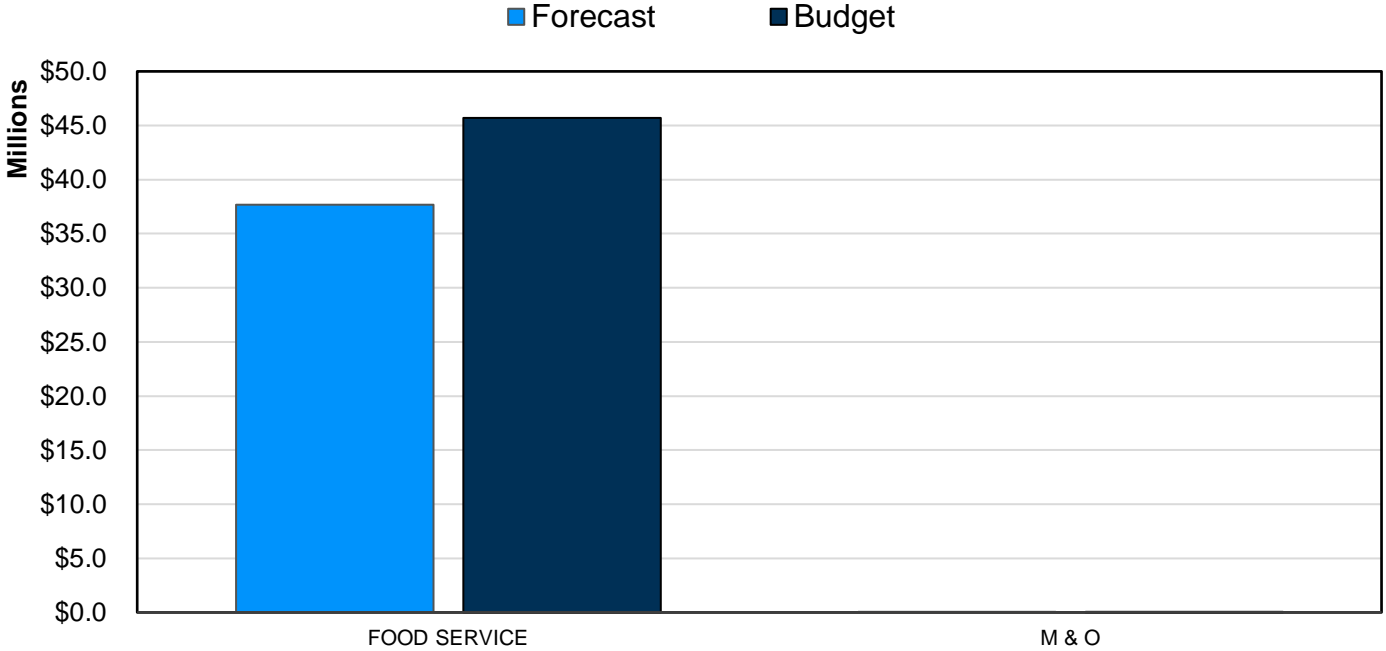
For the Period Ending December 31, 2025

	Prior YTD	Current YTD	Add: Projections	Annual Forecast	Annual Budget	Variance Fav / (Unfav)
REVENUES						
Local & Intermediate	\$1,342,962	\$1,099,888	\$1,520,353	\$2,620,241	\$3,055,000	(\$434,759)
State Program	0	0	156,504	156,504	200,000	(43,496)
Federal Program	21,943,060	16,633,589	23,223,401	39,856,989	42,469,923	(2,612,934)
TOTAL REVENUE	\$23,286,022	\$17,733,477	\$24,900,257	\$42,633,734	\$45,724,923	(\$3,091,189)
EXPENDITURES						
Food Services	\$19,565,765	\$17,298,683	\$20,362,599	\$37,661,282	\$45,714,923	\$8,053,641
Plant Maintenance & Operations	4,104	3,505	5,482	8,987	10,000	1,013
TOTAL EXPENDITURES	\$19,569,869	\$17,302,188	\$20,368,081	\$37,670,269	\$45,724,923	\$8,054,654
SURPLUS / (DEFICIT)	\$3,716,154	\$431,289	\$4,532,176	\$4,963,465	\$0	\$4,963,465
NET CHANGE IN FUND BALANCE	\$3,716,154	\$431,289	\$4,532,176	\$4,963,465	\$0	\$4,963,465
ENDING FUND BALANCE	\$12,840,070	\$16,842,086		\$21,374,262	\$16,410,797	\$4,963,465

Revenues by Source



Expenditures by Function



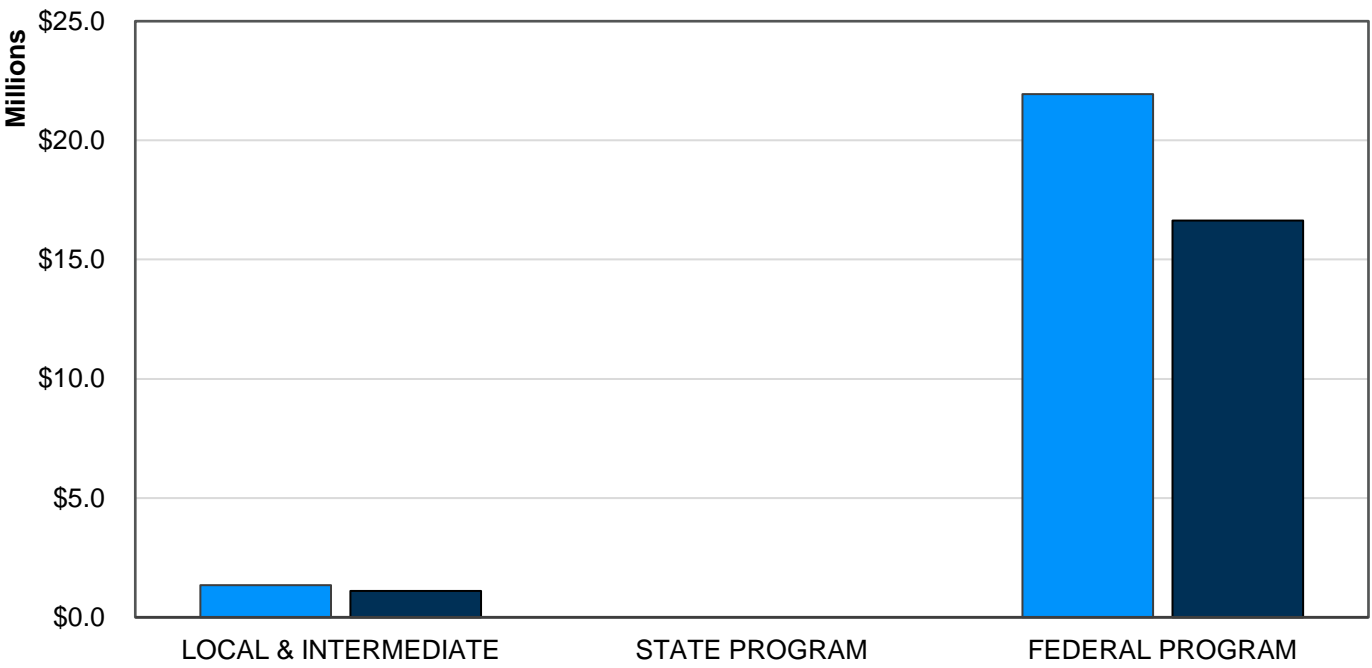
Food Service Fund | Financial Summary

For the Period Ending December 31, 2025

	Prior YTD	Prior Year Actual	YTD % of PY Actual	Current YTD	Annual Budget	YTD % of Budget
REVENUES						
Local & Intermediate	\$1,342,962	\$2,122,990	63.26%	\$1,099,888	\$3,055,000	36.00%
State Program	0	155,689	0.00%	0	200,000	0.00%
Federal Program	21,943,060	35,004,361	62.69%	16,633,589	42,469,923	39.17%
TOTAL REVENUE	\$23,286,022	\$37,283,040	62.46%	\$17,733,477	\$45,724,923	38.78%
EXPENDITURES						
Payroll Costs	\$8,790,097	\$15,655,786	56.15%	\$7,635,210	\$16,931,242	45.10%
Professional and Contracted Services	151,545	688,022	22.03%	374,694	1,121,758	33.40%
Supplies and Materials	10,208,497	16,596,600	61.51%	7,767,135	24,050,623	32.29%
Other Operating Expenses	19,709	47,034	41.90%	28,443	76,000	37.43%
Capital Outlay	400,021	968,194	41.32%	1,496,706	3,545,300	42.22%
TOTAL EXPENDITURES	\$19,569,869	\$33,955,636	57.63%	\$17,302,188	\$45,724,923	37.84%
SURPLUS / (DEFICIT)	\$3,716,153	\$3,327,404		\$431,289	\$0	
NET CHANGE IN FUND BALANCE	\$3,716,153	\$3,327,404		\$431,289	\$0	
ENDING FUND BALANCE	\$12,840,070	\$16,410,797		\$16,842,086	\$16,410,797	

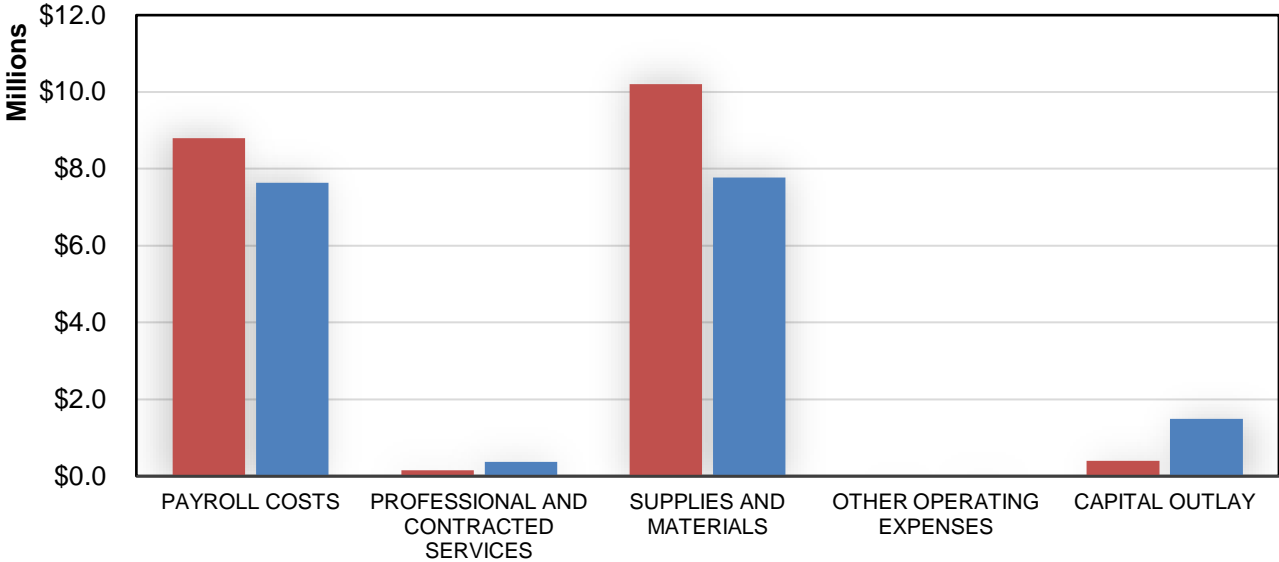
Revenues by Source

■ Prior YTD ■ Current YTD



Expenditures by Object

■ Prior YTD ■ Current YTD

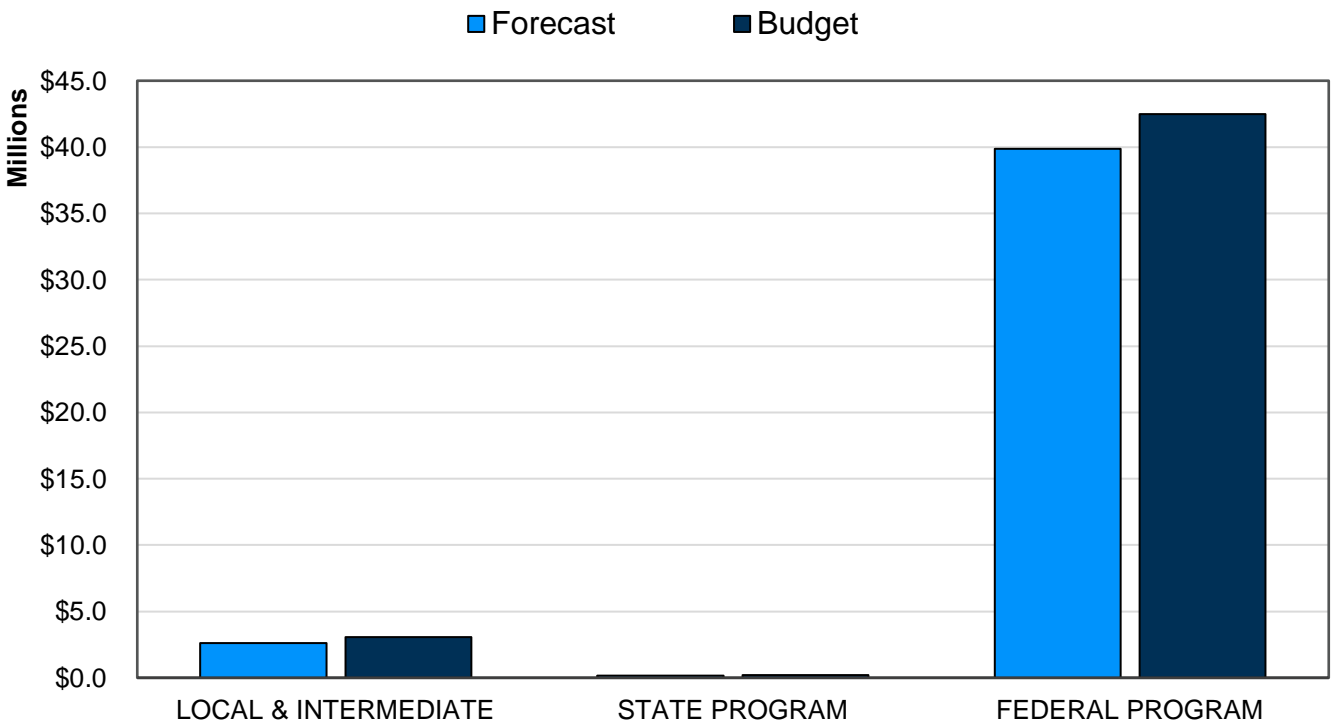


Food Service Fund | Financial Forecast

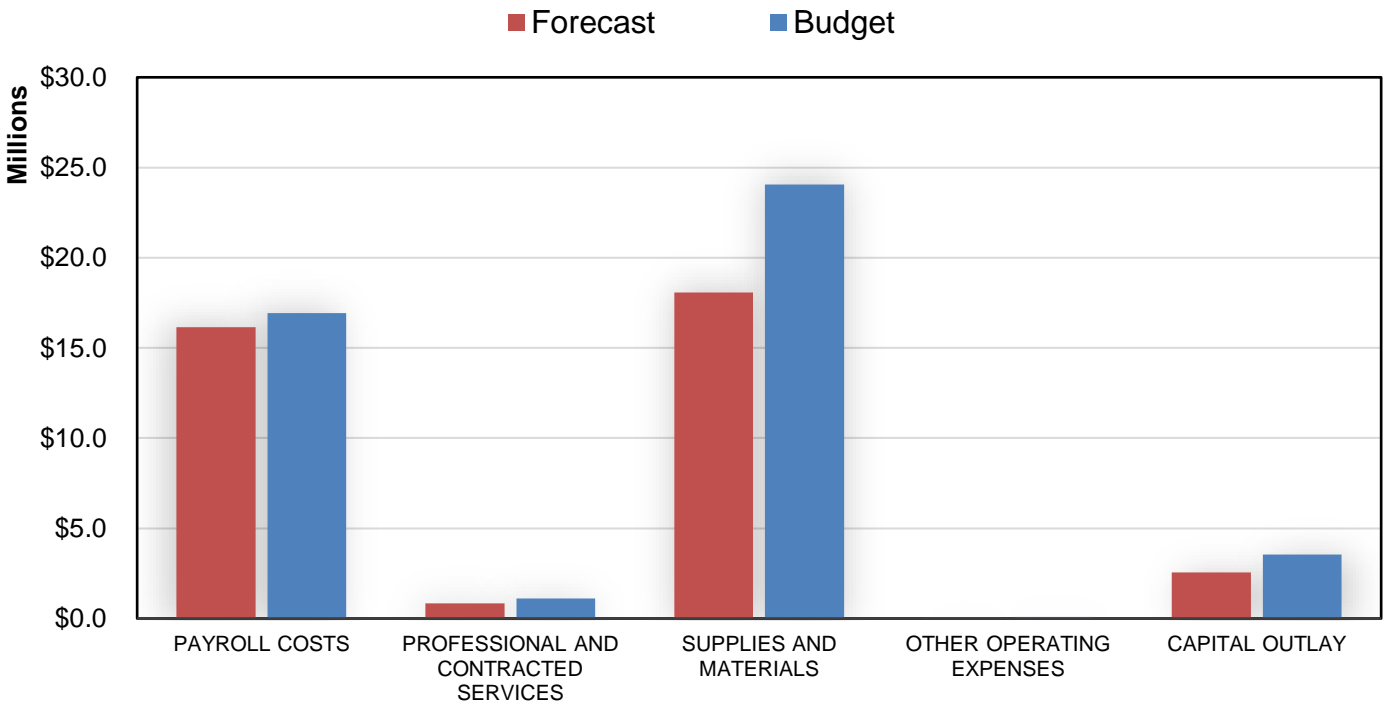
For the Period Ending December 31, 2025

	Prior YTD	Current YTD	Add: Projections	Annual Forecast	Annual Budget	Variance Fav / (Unfav)
REVENUES						
Local & Intermediate	\$1,342,962	\$1,099,888	\$1,520,353	\$2,620,241	\$3,055,000	(\$434,759)
State Program	0	0	156,504	156,504	200,000	(43,496)
Federal Program	21,943,060	16,633,589	23,223,401	39,856,989	42,469,923	(2,612,934)
TOTAL REVENUE	\$23,286,022	\$17,733,477	\$24,900,257	\$42,633,734	\$45,724,923	(\$3,091,189)
EXPENDITURES						
Payroll Costs	\$8,790,097	\$7,635,210	\$8,512,718	\$16,147,928	\$16,931,242	\$783,314
Professional and Contracted Services	151,545	374,694	468,933	843,627	1,121,758	278,131
Supplies and Materials	10,208,497	7,767,135	10,306,662	18,073,797	24,050,623	5,976,826
Other Operating Expenses	19,709	28,443	23,339	51,782	76,000	24,218
Capital Outlay	400,021	1,496,706	1,056,428	2,553,134	3,545,300	992,166
TOTAL EXPENDITURES	\$19,569,869	\$17,302,188	\$20,368,081	\$37,670,269	\$45,724,923	\$8,054,654
SURPLUS / (DEFICIT)	\$3,716,154	\$431,289	\$4,532,176	\$4,963,465	\$0	\$4,963,465
NET CHANGE IN FUND BALANCE	\$3,716,154	\$431,289	\$4,532,176	\$4,963,465	\$0	\$4,963,465
ENDING FUND BALANCE	\$12,840,070	\$16,842,086		\$21,374,262	\$16,410,797	\$4,963,465

Revenues by Source



Expenditures by Object

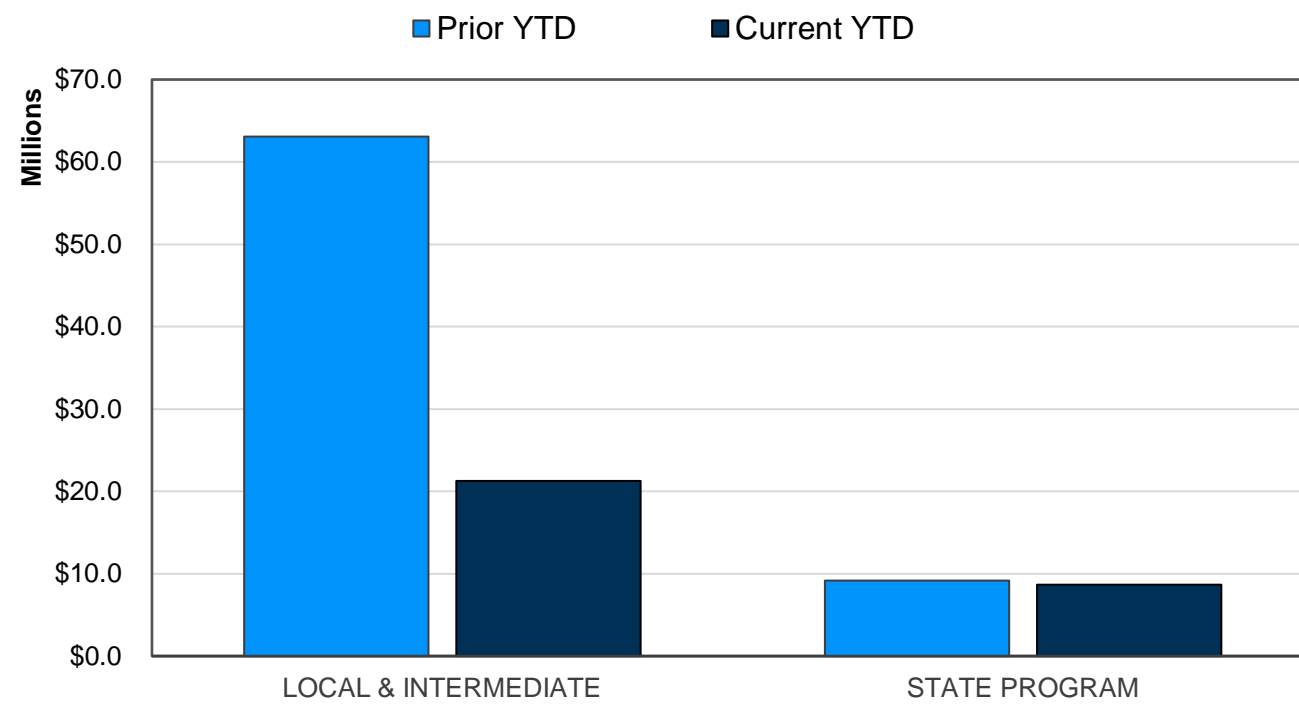


Debt Service Fund | Financial Summary

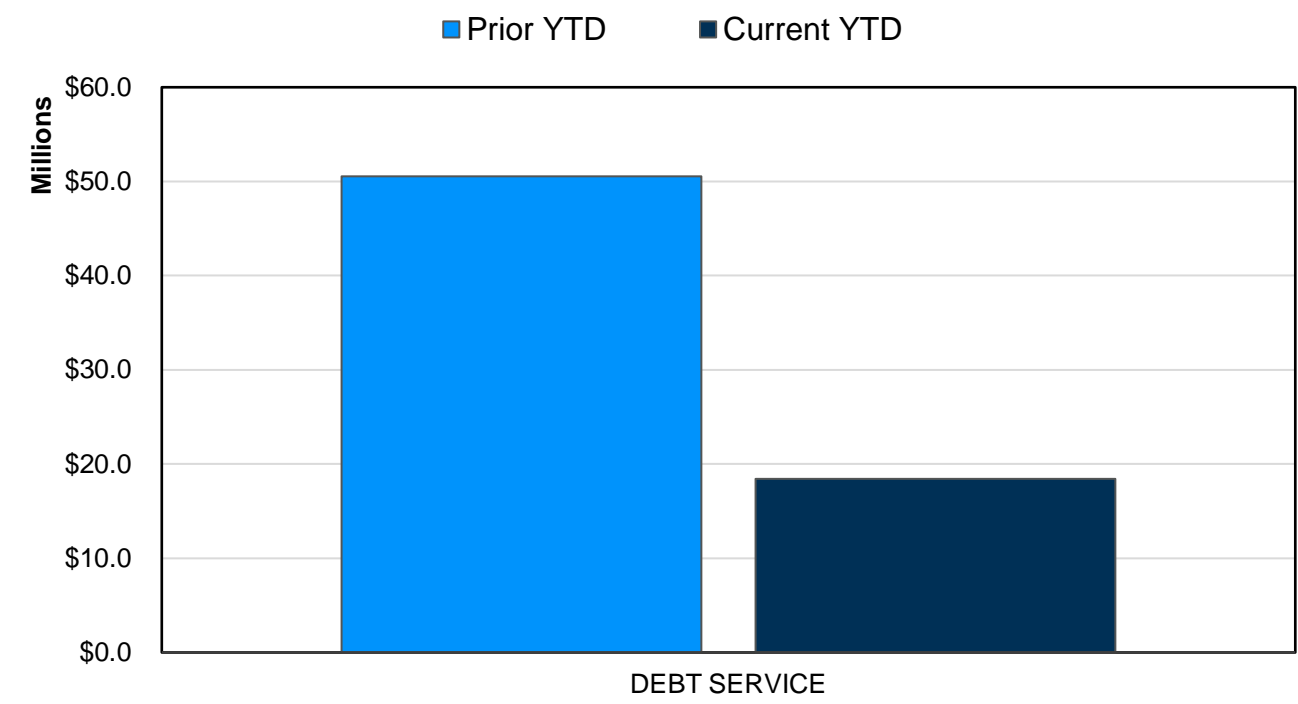
For the Period Ending December 31, 2025

	Prior YTD	Prior Year Actual	YTD % of PY Actual	Current YTD	Annual Budget	YTD % of Budget
REVENUES						
Local & Intermediate	\$63,051,187	\$66,961,674	94.16%	\$21,273,391	\$66,100,000	32.18%
State Program	9,173,474	10,580,569	86.70%	8,666,682	0	
TOTAL REVENUE	\$72,224,661	\$77,542,243	93.14%	\$29,940,073	\$66,100,000	45.30%
EXPENDITURES						
Debt Service	\$50,522,128	\$68,974,680	73.25%	\$18,449,678	\$66,100,000	27.91%
TOTAL EXPENDITURES	\$50,522,128	\$68,974,680	73.25%	\$18,449,678	\$66,100,000	27.91%
SURPLUS / (DEFICIT)	\$21,702,533	\$8,567,563		\$11,490,395	\$0	
NET CHANGE IN FUND BALANCE	\$21,702,533	\$8,567,563		\$11,490,395	\$0	
ENDING FUND BALANCE	\$67,490,728	\$64,554,659		\$75,964,798	\$64,554,659	

Revenues by Source



Expenditures by Function



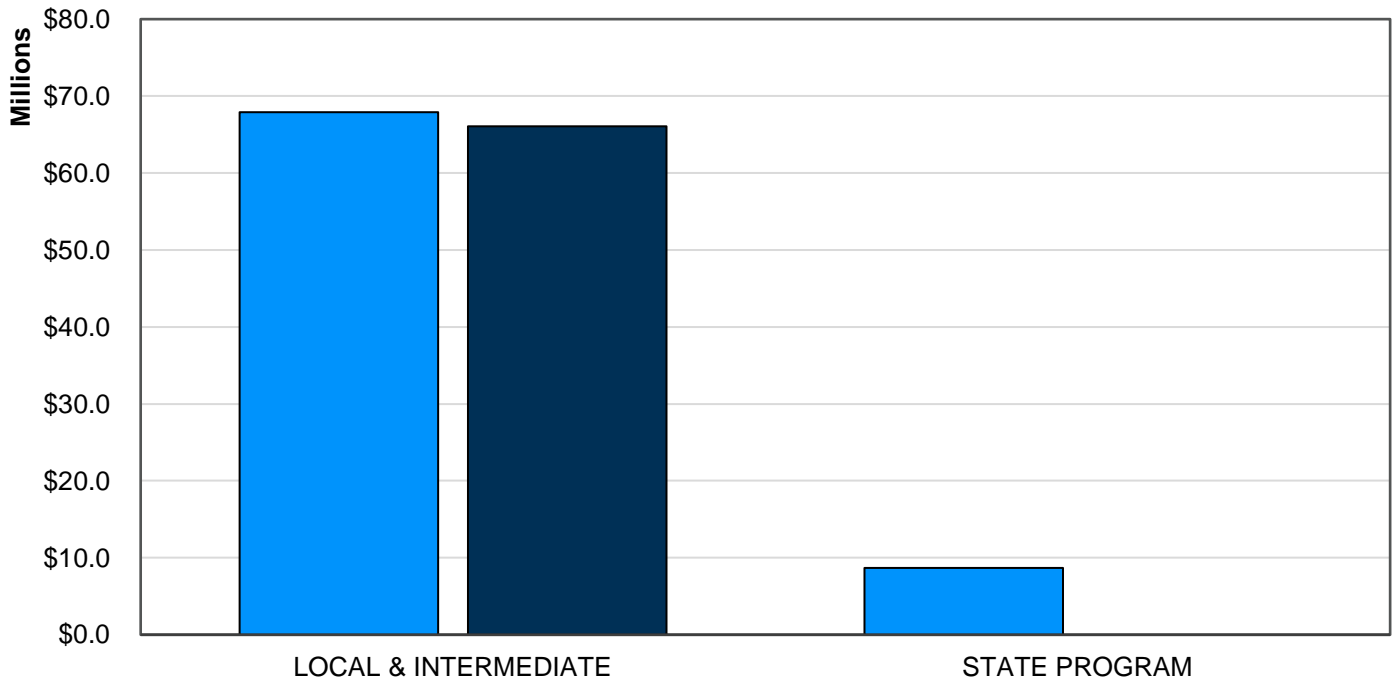
Debt Service Fund | Financial Forecast

For the Period Ending December 31, 2025

	Prior YTD	Current YTD	Add: Projections	Annual Forecast	Annual Budget	Variance Fav / (Unfav)
REVENUES						
Local & Intermediate	\$63,051,187	\$21,273,391	\$46,604,648	\$67,878,039	\$66,100,000	\$1,778,039
State Program	9,173,474	8,666,682	0	8,666,682	0	8,666,682
TOTAL REVENUE	\$72,224,661	\$29,940,073	\$46,604,648	\$76,544,721	\$66,100,000	\$10,444,721
EXPENDITURES						
Debt Service	\$50,522,128	\$18,449,678	\$50,164,258	\$68,613,936	\$66,100,000	(\$2,513,936)
TOTAL EXPENDITURES	\$50,522,128	\$18,449,678	\$50,164,258	\$68,613,936	\$66,100,000	(\$2,513,936)
SURPLUS / (DEFICIT)	\$21,702,533	\$11,490,395	(\$3,559,610)	\$7,930,785	\$0	\$7,930,785
NET CHANGE IN FUND BALANCE	\$21,702,533	\$11,490,395	(\$3,559,610)	\$7,930,785	\$0	\$7,930,785
ENDING FUND BALANCE	\$67,490,728	\$75,964,798		\$72,485,444	\$64,554,659	\$7,930,785

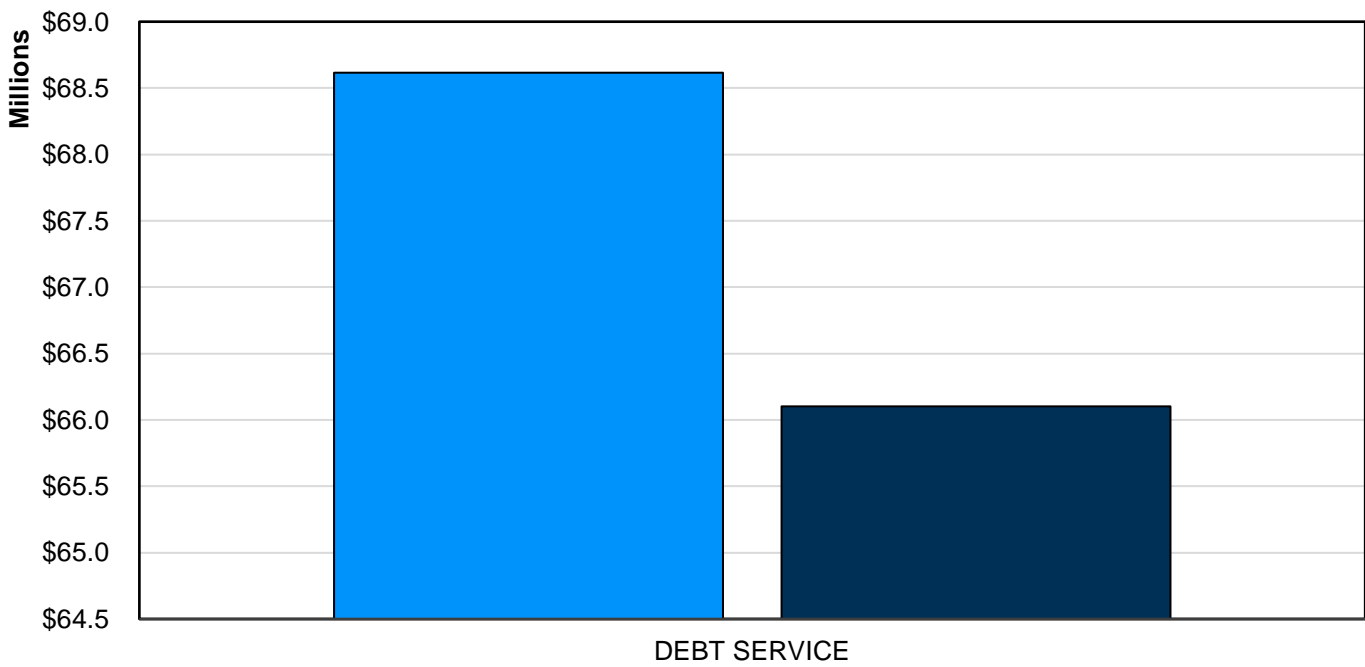
Revenues by Source

Forecast Budget



Expenditures by Funtion

Forecast Budget



Federal Funds | Financial Summary

For the Period Ending December 31, 2025

	Prior YTD	Prior Year Actual	YTD % of PY Actual	Current YTD	Annual Budget	YTD % of Budget
EXPENDITURES						
206 ESEA, Title X, Part C	\$23,633	\$56,730	41.66%	\$33,718	\$216,906	15.54%
211 ESEA, Title I, Part A	\$12,017,496	\$22,733,265	52.86%	\$10,894,298	\$49,863,839	21.85%
224 IDEA - Part B, Formula	\$4,687,008	\$8,500,674	55.14%	\$4,288,734	\$16,968,955	25.27%
225 IDEA - Part B, Preschool	\$54,533	\$114,019	47.83%	\$49,245	\$279,405	17.62%
244 CTE	\$475,776	\$896,083	53.10%	\$348,235	\$1,615,965	21.55%
255 ESEA, Title II, Part A	\$1,134,763	\$2,722,014	41.69%	\$1,212,551	\$5,552,788	21.84%
263 Title III, Part A	\$823,069	\$1,762,158	46.71%	\$906,604	\$3,857,745	23.50%
265 Title IV, Part B	\$826,373	\$1,817,589	45.47%	\$744,829	\$2,241,375	33.23%
278 ESSER - Homeless Children and Youth	\$0	\$0		\$0	\$1,350	0.00%
284 IDEA-B Formula-ARP	\$0	(\$249)	0.00%	\$0	\$1,555,918	0.00%
288 Department of Justice COPS/STOP	\$926,052	\$1,522,507	60.82%	\$787,386	\$2,521,804	31.22%
289 Federally Funded Special Revenue Funds	\$1,198,124	\$2,741,782	43.70%	\$1,405,327	\$6,637,799	21.17%
TOTAL EXPENDITURES	\$22,192,829	\$42,889,866	51.74%	\$20,670,927	\$91,313,849	22.64%

State Funds | Financial Summary

For the Period Ending December 31, 2025

	Prior YTD	Prior Year Actual	YTD % of PY Actual	Current YTD	Annual Budget	YTD % of Budget
EXPENDITURES						
397 Advaced Placement Incentives	\$0	\$204	0.00%	\$0	\$6,296	0.00%
410 State Instructional Materials	\$2,026,653	\$8,964,830	22.61%	\$3,056,328	\$3,899,549	78.38%
427 Truancy Intervention	\$207	\$388,706	0.05%	\$358,459	\$473,481	75.71%
429 State-Funded Special Revenues Funds	\$1,531,698	\$1,987,476	77.07%	\$843,816	\$2,313,465	36.47%
TOTAL EXPENDITURES	\$3,565,461	\$11,347,849	31.42%	\$4,258,603	\$6,692,791	63.63%

Capital Projects | Financial Summary

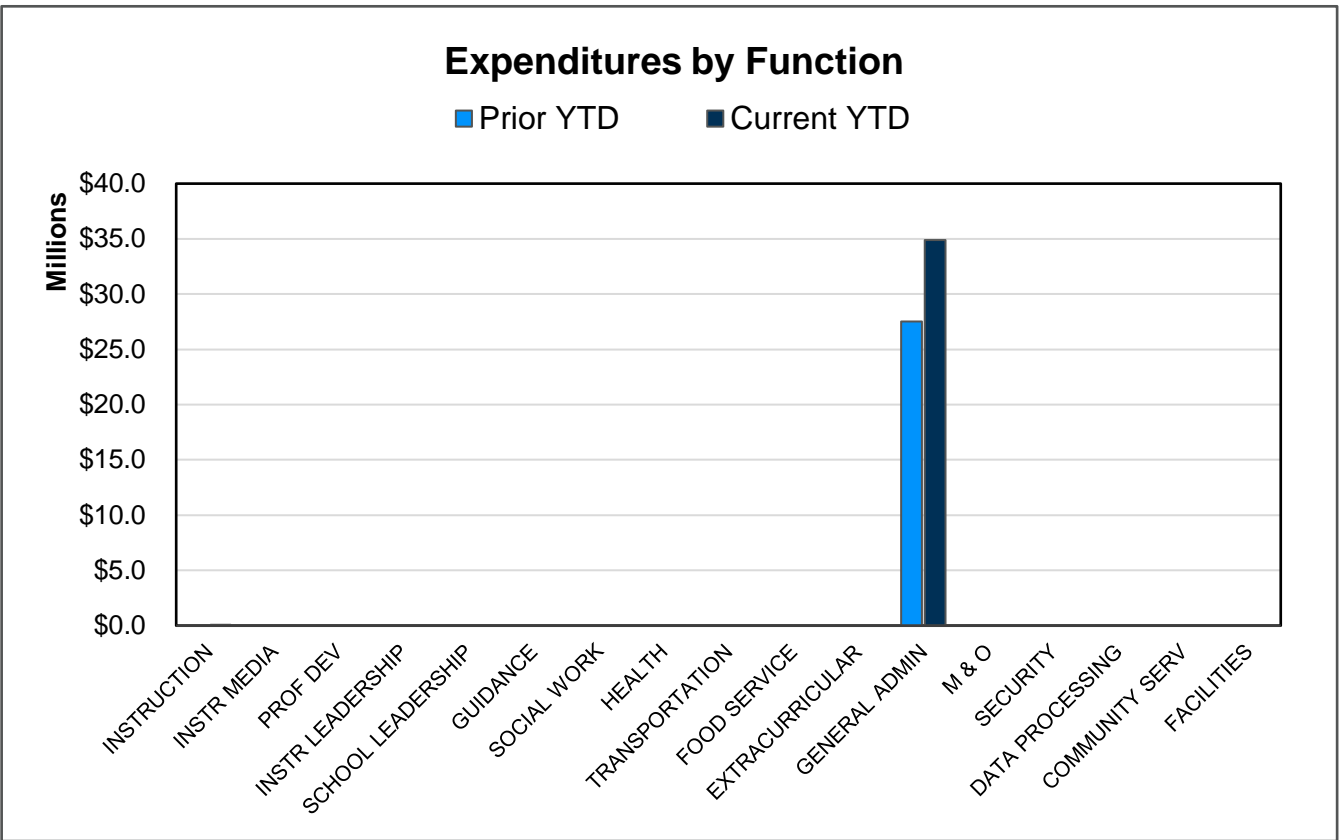
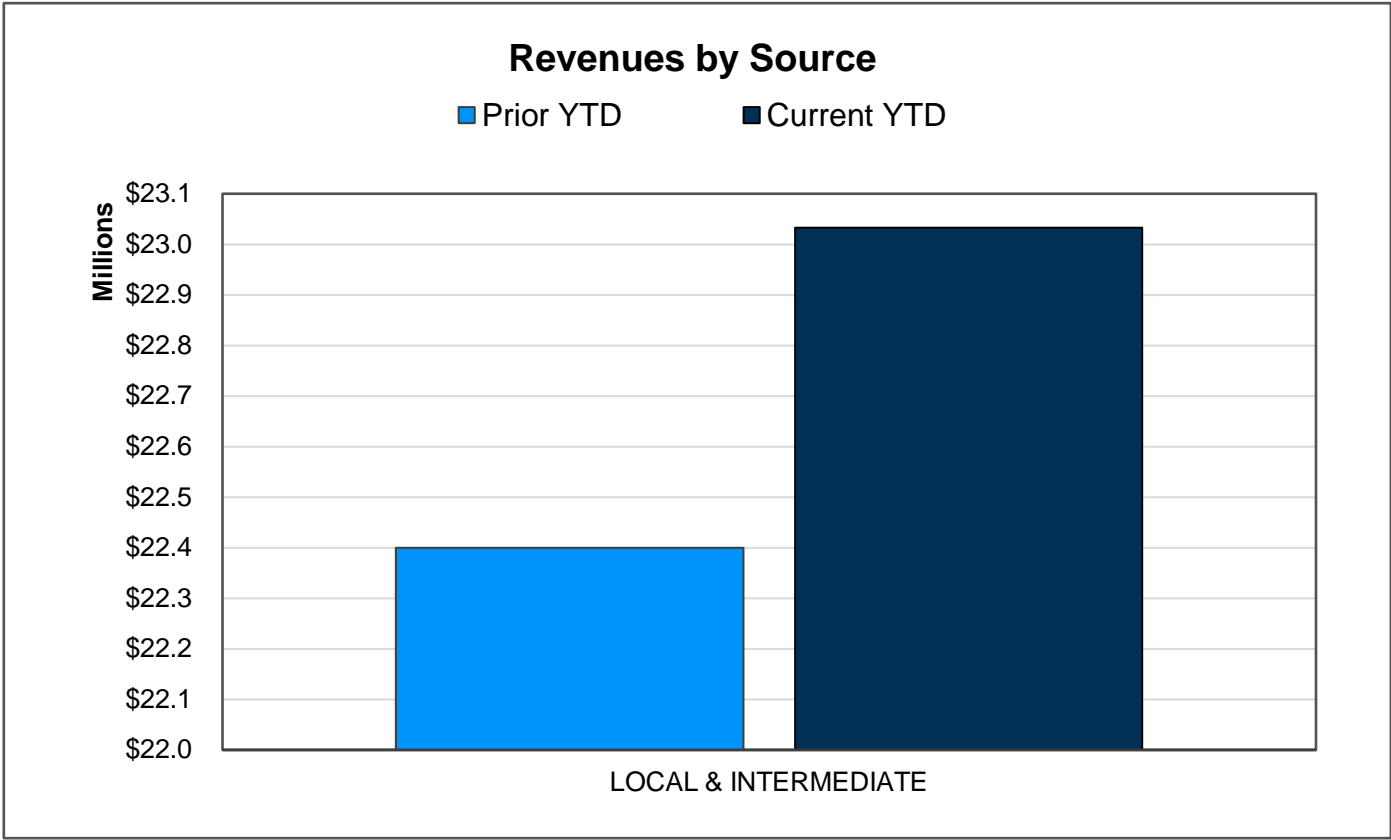
For the Period Ending December 31, 2025

	Prior YTD	Prior Year Actual	YTD % of PY Actual	Current YTD	Annual Budget	YTD % of Budget
EXPENDITURES						
637 2011 Bond	\$0	\$185,421	0.00%	\$0	\$247,249	0.00%
639 2014 Bond	\$0	\$11	0.00%	\$0	\$12	0.00%
640 2014 Bond	\$232,115	\$232,115	100.00%	\$0	\$451,201	0.00%
641 2017 Bond	\$5,071,909	\$10,661,677	47.57%	\$658,409	\$72,160,094	0.91%
642 2022 Bond	\$31,006,655	\$76,500,203	40.53%	\$44,863,452	\$320,436,667	14.00%
690 Bond Year End Entries	(\$2,952,851)	(\$8,379,754)	35.24%	(\$6,035,131)	\$0	
693 Pay As You Go Bond	\$0	\$0		\$0	\$28,482	0.00%
695 Adm Building 2020	\$70,998	\$319,684	22.21%	\$92,968	\$36,485,899	0.25%
696 Softball Complex Replacement	\$1,169,123	\$1,408,020	83.03%	\$313,350	\$19,283,151	1.62%
TOTAL EXPENDITURES	\$34,597,949	\$80,927,376	42.75%	\$39,893,047	\$449,092,755	8.88%

Proprietary Fund | Financial Summary

For the Period Ending December 31, 2025

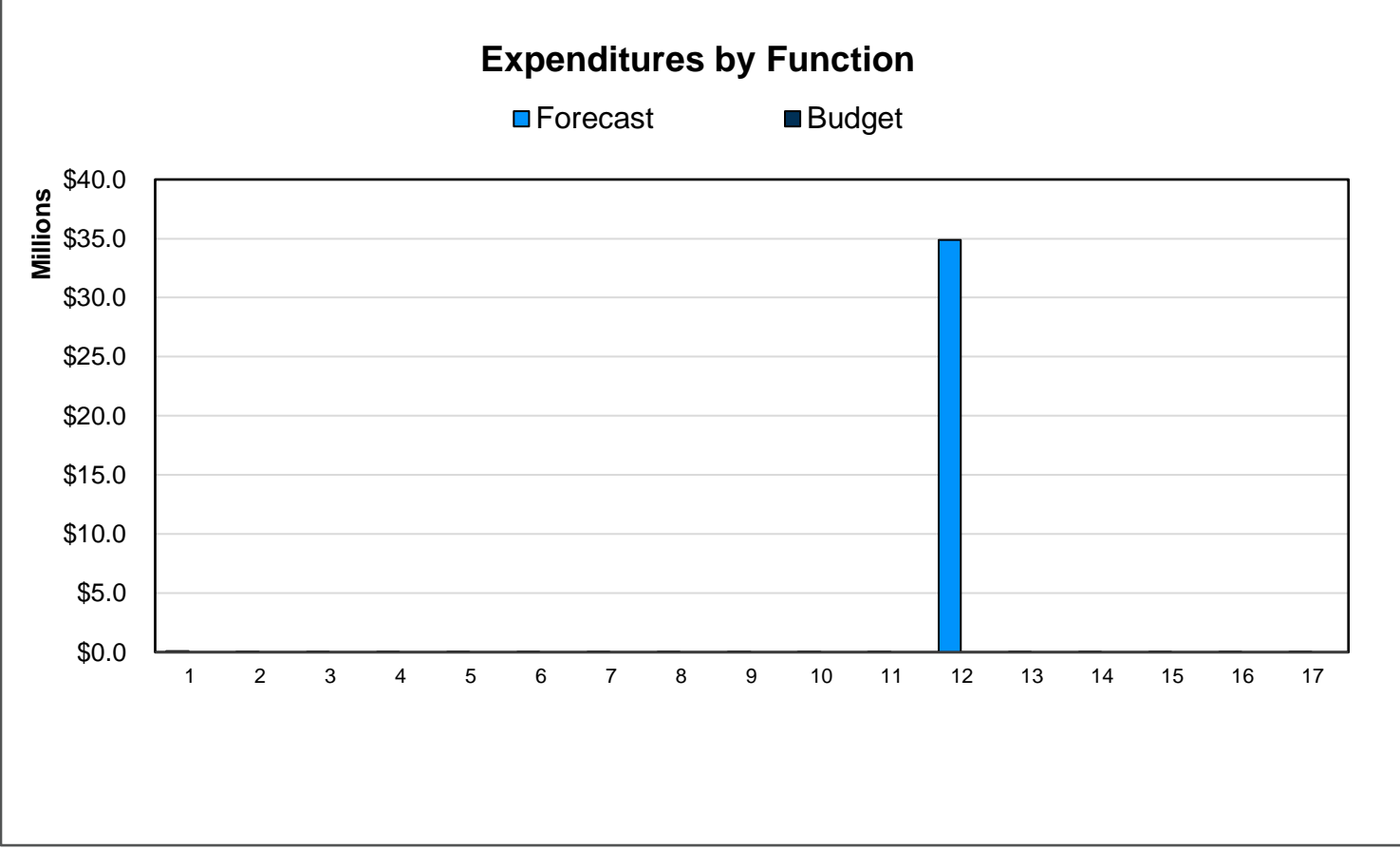
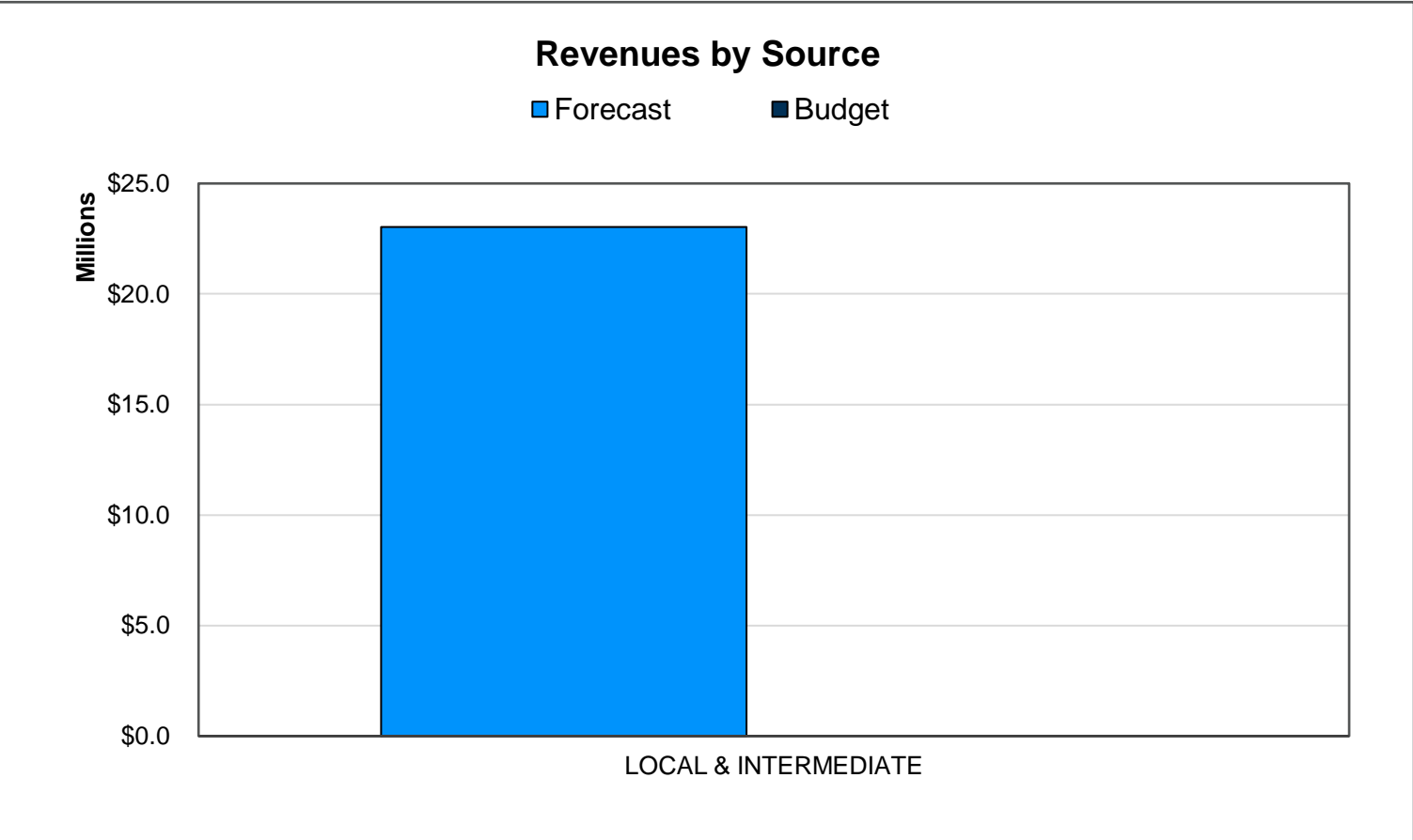
	Prior YTD	Prior Year Actual	YTD % of PY Actual	Current YTD	Annual Budget	YTD % of Budget
REVENUES						
Local & Intermediate	\$22,399,886	\$45,910,749	48.79%	\$23,033,122	\$0	
TOTAL REVENUE	\$22,399,886	\$45,910,749	48.79%	\$23,033,122	\$0	
EXPENDITURES						
Instruction	\$10,919	\$1,721	634.46%	\$94,187	\$0	
Instructional Media	46	30	153.33%	1,819	0	
Curriculum & Personnel Development	45	32	140.63%	1,606	0	
Instructional Leadership	48	31	154.84%	2,058	0	
School Leadership	248	166	149.40%	9,426	0	
Guidance & Counseling	223	150	148.67%	8,094	0	
Social Work Services	4	3	133.33%	160	0	
Health Services	43	28	153.57%	1,631	0	
Pupil Transportation	535	56,114	0.95%	15,886	0	
Food Services	683	82,510	0.83%	27,102	0	
Extracurricular Activities	37	2,482	1.49%	1,767	0	
General Administration	27,526,657	59,807,689	46.03%	34,896,283	0	
Plant Maintenance & Operations	1,306	167,789	0.78%	49,636	0	
Security & Monitoring Services	247	29,617	0.83%	7,218	0	
Data Processing Services	22	41,765	0.05%	1,192	0	
Community Service	1	79	1.27%	361	0	
Facilities Acq. & Construction	5	628	0.80%	210	0	
TOTAL EXPENDITURES	\$27,541,069	\$60,190,834	45.76%	\$35,118,636	\$0	
SURPLUS / (DEFICIT)	(\$5,141,183)	(\$14,280,085)		(\$12,085,514)	\$0	
NET CHANGE IN FUND BALANCE	(\$5,141,183)	(\$14,280,085)		(\$12,085,514)	\$0	
ENDING FUND BALANCE	(\$7,119,468)	(\$12,219,752)		(\$24,305,265)	(\$12,219,752)	



Proprietary Fund | Financial Forecast

For the Period Ending December 31, 2025

	Prior YTD	Current YTD	Add: Projections	Annual Forecast	Annual Budget	Variance Fav / (Unfav)
REVENUES						
Local & Intermediate	\$22,399,886	\$23,033,122	\$0	\$23,033,122	\$0	\$23,033,122
TOTAL REVENUE	\$22,399,886	\$23,033,122	\$0	\$23,033,122	\$0	\$23,033,122
EXPENDITURES						
Instruction	\$10,919	\$94,187	\$0	\$94,187	\$0	(\$94,187)
Instructional Media	46	1,819	0	1,819	0	(1,819)
Curriculum & Personnel Development	45	1,606	0	1,606	0	(1,606)
Instructional Leadership	48	2,058	0	2,058	0	(2,058)
School Leadership	248	9,426	0	9,426	0	(9,426)
Guidance & Counseling	223	8,094	0	8,094	0	(8,094)
Social Work Services	4	160	0	160	0	(160)
Health Services	43	1,631	0	1,631	0	(1,631)
Pupil Transportation	535	15,886	0	15,886	0	(15,886)
Food Services	683	27,102	0	27,102	0	(27,102)
Extracurricular Activities	37	1,767	0	1,767	0	(1,767)
General Administration	27,526,657	34,896,283	0	34,896,283	0	(34,896,283)
Plant Maintenance & Operations	1,306	49,636	0	49,636	0	(49,636)
Security & Monitoring Services	247	7,218	0	7,218	0	(7,218)
Data Processing Services	22	1,192	0	1,192	0	(1,192)
Community Service	1	361	0	361	0	(361)
Facilities Acq. & Construction	5	210	0	210	0	(210)
TOTAL EXPENDITURES	\$27,541,067	\$35,118,636	\$0	\$35,118,636	\$0	(\$35,118,636)
SURPLUS / (DEFICIT)						
	(\$5,141,182)	(\$12,085,514)	\$0	(\$12,085,514)	\$0	(\$12,085,514)
NET CHANGE IN FUND BALANCE						
	(\$5,141,182)	(\$12,085,513)	\$0	(\$12,085,513)	\$0	(\$12,085,514)
ENDING FUND BALANCE						
	(\$7,119,468)	(\$24,305,265)		(\$24,305,265)	(\$12,219,752)	(\$12,085,513)



Group Benefit Plan

2026 Health Insurance Fund

	July Actuals	August Actuals	September Actual	October Actuals	November Actual	December Actual	Year to Date Actuals
Revenue							
Transfer In							
Investment Income	3,887.20	3,226.98	3,176.14	2,566.67	2,230.62	2,398.72	\$17,486.33
Premiums / Contributions	3,929,358.00	3,892,668.00	3,809,789.03	3,780,530.00	3,802,375.00	3,800,817.00	\$23,015,537.03
Stop Loss Recoveries/Other	0.00	0.00	0.00	0.00	0.00	0.00	\$0.00
Total Revenue	\$3,933,245	\$3,895,895	\$3,812,965	\$3,783,097	\$3,804,606	\$3,803,216	\$23,033,023.36
Expenditures							
Administration Fees	168,604.62	166,375.04	162,462.49	161,418.80	161,225.74	70,612.95	\$890,699.64
PR/Consult./Audit/Supplies	0.00	0.00	0.00	0.00	0.00	0.00	\$0.00
Wellness Clinic/Misc.	(16,667.00)	79,081.34	33,334.00	0.00	152,699.06	94,999.16	\$343,446.56
Health Claims Expenditures	0.00	0.00	0.00	0.00	32,125.26	0.00	\$32,125.26
United Health Care	0.00	0.00	0.00	0.00	0.00	0.00	\$0.00
Aetna	3,932,414.89	3,688,831.61	3,577,827.42	4,063,079.43	3,762,729.58	4,040,050.00	\$23,064,932.93
CVS	2,170,156.67	1,953,501.93	1,775,094.79	1,963,184.47	1,569,189.80	1,987,072.06	\$11,418,199.72
Pharmacy Rebates	0.00	0.00	0.00	0.00	0.00	(2,673,719.76)	(\$2,673,719.76)
Optional Plan 3	0.00	0.00	0.00	0.00	0.00	0.00	\$0.00
Stop Loss Ins. Premiums	243,864.50	240,629.07	234,979.14	233,482.15	233,192.41	0.00	\$1,186,147.27
Total Expenditures	\$6,498,374	\$6,128,419	\$5,783,698	\$6,421,165	\$5,911,162	\$3,519,014	\$34,261,831.62
Cash Flow Summary							
Revenues (Cash In)	3,933,245.20	3,895,894.98	3,812,965.17	3,783,096.67	3,804,605.62	3,803,215.72	\$23,033,023.36
Expenditures (Cash Out)	6,498,373.68	6,128,418.99	5,783,697.84	6,421,164.85	5,911,161.85	3,519,014.41	\$34,261,831.62
Adjustments							
Excess (Deficiency)	(2,565,128.48)	(2,232,524.01)	(1,970,732.67)	(2,638,068.18)	(2,106,556.23)	284,201.31	(\$11,228,808.26)
Beginning Fund Equity	0.00	0.00	0.00	0.00	0.00	0.00	
Ending Fund Equity	(2,565,128.48)	(4,797,652.49)	(6,768,385.16)	(9,406,453.34)	(11,513,009.57)	(11,228,808.26)	

PISD Medical Plan Contributions and Employee Participation
December 2025

			Employee Contribution		District Contribution		Combined Contributions
# of Participants			Current Per Unit	Employee Total	Per Unit	District Total	
Waive Coverage							
	Employee	3,213		\$0	\$322	\$1,034,586	\$1,034,586
	+ Spouse			\$0		\$0	\$0
	+ Child(ren)			\$0		\$0	\$0
	+ Family			\$0		\$0	\$0
	Sub-Total	3,213		\$0		\$1,034,586	\$1,034,586
Medical-Plan II							
	Employee	106	\$426	\$45,156	\$322	\$34,132	\$79,288
	+ Spouse	6	\$965	\$5,790	\$322	\$1,932	\$7,722
	+ Child(ren)	41	\$772	\$31,652	\$322	\$13,202	\$44,854
	+ Family	11	\$1,402	\$15,422	\$322	\$3,542	\$18,964
	Sub-Total	164		\$98,020		\$52,808	\$150,828
Medical-Plan IV							
	Employee	800	\$194	\$155,200	\$322	\$257,600	\$412,800
	+ Spouse	125	\$440	\$55,000	\$322	\$40,250	\$95,250
	+ Child(ren)	380	\$377	\$143,260	\$322	\$122,360	\$265,620
	+ Family	194	\$677	\$131,338	\$322	\$62,468	\$193,806
	Sub-Total	1,499		\$484,798		\$482,678	\$967,476
Medical-Plan V							
	Employee	381	\$140	\$53,340	\$322	\$122,682	\$176,022
	+ Spouse	35	\$351	\$12,285	\$322	\$11,270	\$23,555
	+ Child(ren)	131	\$294	\$38,514	\$322	\$42,182	\$80,696
	+ Family	64	\$553	\$35,392	\$322	\$20,608	\$56,000
	Sub-Total	611		\$139,531		\$196,742	\$336,273
Medical-Kelsey Plan 3							
	Employee	1,632	\$100	\$163,200	\$322	\$525,504	\$688,704
	+ Spouse	158	\$330	\$52,140	\$322	\$50,876	\$103,016
	+ Child(ren)	539	\$275	\$148,225	\$322	\$173,558	\$321,783
	+ Family	232	\$523	\$121,336	\$322	\$74,704	\$196,040
	Sub-Total	2,561		\$484,901		\$824,642	\$1,309,543
Monthly Total		8,048		\$1,207,250		\$2,591,456	\$3,798,706
	Sep-25	8,017		\$1,214,010		\$2,581,474	\$3,795,484
	Oct-25	7,982		\$1,207,350		\$2,570,204	\$3,777,554
	Nov-25	8,037		\$1,204,975		\$2,587,914	\$3,792,889
	Dec-25	8,048		\$1,207,250		\$2,591,456	\$3,798,706
	Jan-26						\$0
	Feb-26						\$0
	Mar-26						\$0
	Apr-26						\$0
	May-26						\$0
	Jun-26						\$0
	Jul-26						\$0
	Aug-26						\$0
FY Running Total				\$4,833,585		\$10,331,048	\$15,164,633
Percentages				31.87%		68.13%	

**2025-2025 SCHOOL YEAR TAX COLLECTIONS
FOR THE MONTH OF DECEMBER 2025**

	Thru Prior Month	This Month	Year -To-Date
Original Current Roll (07-01-2025)			197,575,737.62
Roll Adjustments	20,741,783.96	-115,532.49	20,626,251.47
Total Adjusted Current Roll			218,201,989.09
Current Taxes Collected	7,587,488.28	57,855,471.36	65,442,959.64
Uncollected Balance - Current			152,759,029.45
Original Delinquent Roll (07-01-2025)			18,141,128.86
Roll Adjustments	-2,288,127.09	-794,988.12	-3,083,115.21
Total Adjusted Delinquent Roll			15,058,013.65
Delinquent Taxes Collected	1,515,822.95	-304,523.46	1,211,299.49
Uncollected Balance - Delinquent			13,846,714.16
Penalty & Interest Collected	1,149,034.47	153,422.66	1,302,457.13
Miscellaneous Income	221,847.68	2,574.31	224,421.99
Tax Certificates	570.00	-	570.00
Court Costs	205.00	-	205.00
Total Amount Collected - Fees			1,527,654.12
Attorney Fees Collected	1,012,015.93	84,777.36	1,096,793.29

Summary of Delinquent Tax Collections

All Delinquent Years Prior to 2024

Month	Adjusted Collectible Amount for All Other Delinquent Years	Amount Collected	% Collected
Jul-2025	\$8,712,544	\$148,262	1.70%
Aug-2025		\$185,174	2.13%
Sep-2025		\$277,904	3.19%
Oct-2025		\$182,423	2.09%
Nov-2025		\$151,020	1.73%
Dec-2025		\$102,778	1.18%
Jan-2026			0.00%
Feb-2026			0.00%
Mar-2026			0.00%
Apr-2026			0.00%
May-2026			0.00%
Jun-2026			0.00%
Total		\$1,047,561	12.02%

Prior Yrs have been adjusted for Bankruptcy & Deferral Balance \$ 1,525,588
Harris County Appraisal District Accounts that are tied up in Litigation \$ 3,730,333,702

2024 Delinquent Taxes Only

Month	2024 Taxes Due	Amount Collected	% Collected
Jul-2025	\$7,857,365	\$1,400,666	17.83%
Aug-2025		\$643,614	8.19%
Sep-2025		\$498,372	6.34%
Oct-2025		\$419,011	5.33%
Nov-2025		\$219,675	2.80%
Dec-2025		\$231,548	2.95%
Jan-2026			0.00%
Feb-2026			0.00%
Mar-2026			0.00%
Apr-2026			0.00%
May-2026			0.00%
Jun-2026			0.00%
Total		\$3,412,886	43.44%

Grand Total Delinquent Collections

\$4,460,447