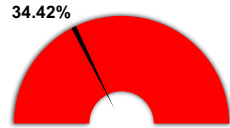


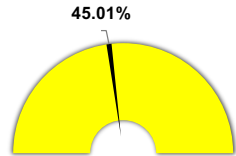
# Educational | Operations and Maintenance | Transportation | IMRF | Working Cash | Tort

For the Period Ending November 30, 2020

**Projected Year-End Balances  
as % of Budgeted Revenue**

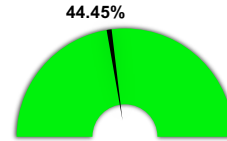


**Actual YTD Revenues**



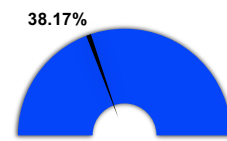
**Projected YTD Revenues**  
43.82%

**Actual YTD Local Sources**



**Projected YTD Local Sources**  
45.49%

**Actual YTD State Sources**



**Projected YTD State Sources**  
33.09%

## All Funds | Top 10 Sources of Revenue YTD

Ad Valorem Taxes	\$9,283,849
Unrestricted Grants-in-Aid	\$656,664
Food Service	\$483,387
State Transportation Reimbursement	\$250,318
Textbook Income	\$221,227
Restricted Grants-In-Aid Received from the Federal Govt Thru	\$193,848
Federal Special Education	\$189,833
Title I	\$77,726
Other Revenue from Local Sources	\$52,091
3900s	\$51,103
<b>Percent of Total Revenues Year-to-Date</b>	<b>98.96%</b>

