



Caddo Hills Schools Caddo Academy

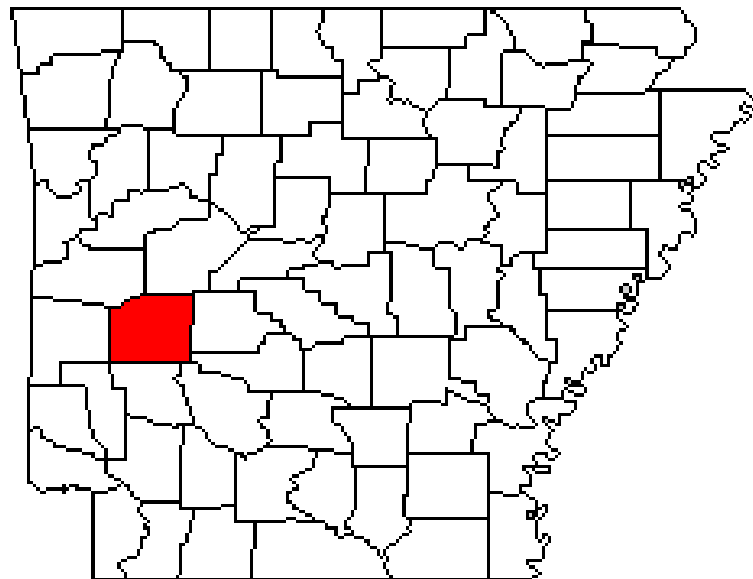
Charter Panel
Presentation

Caddo Hills School District

40%

320 square miles of
Montgomery County

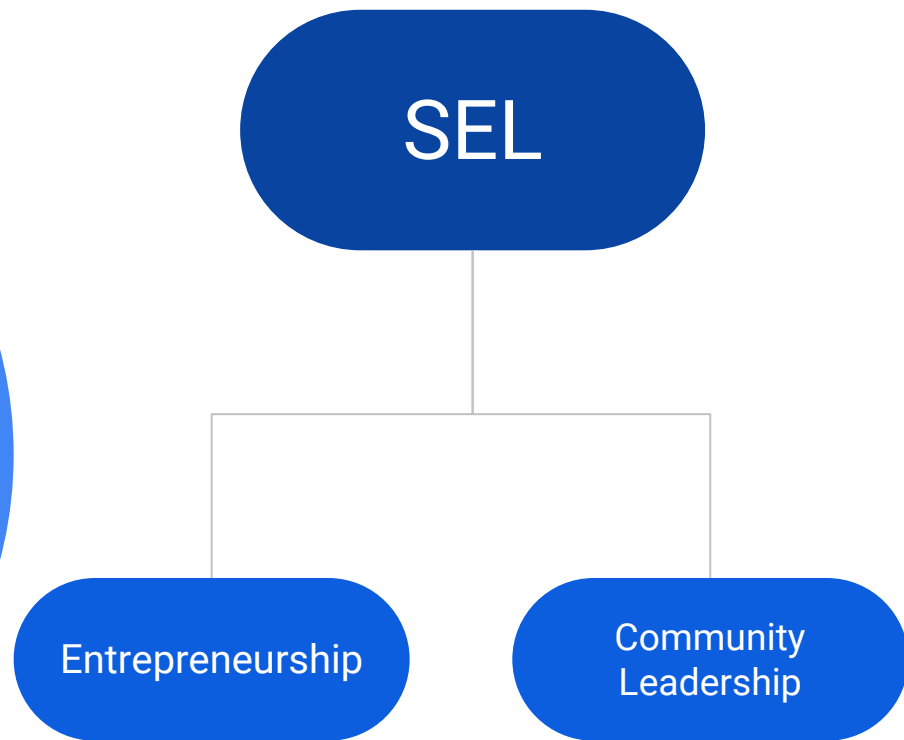
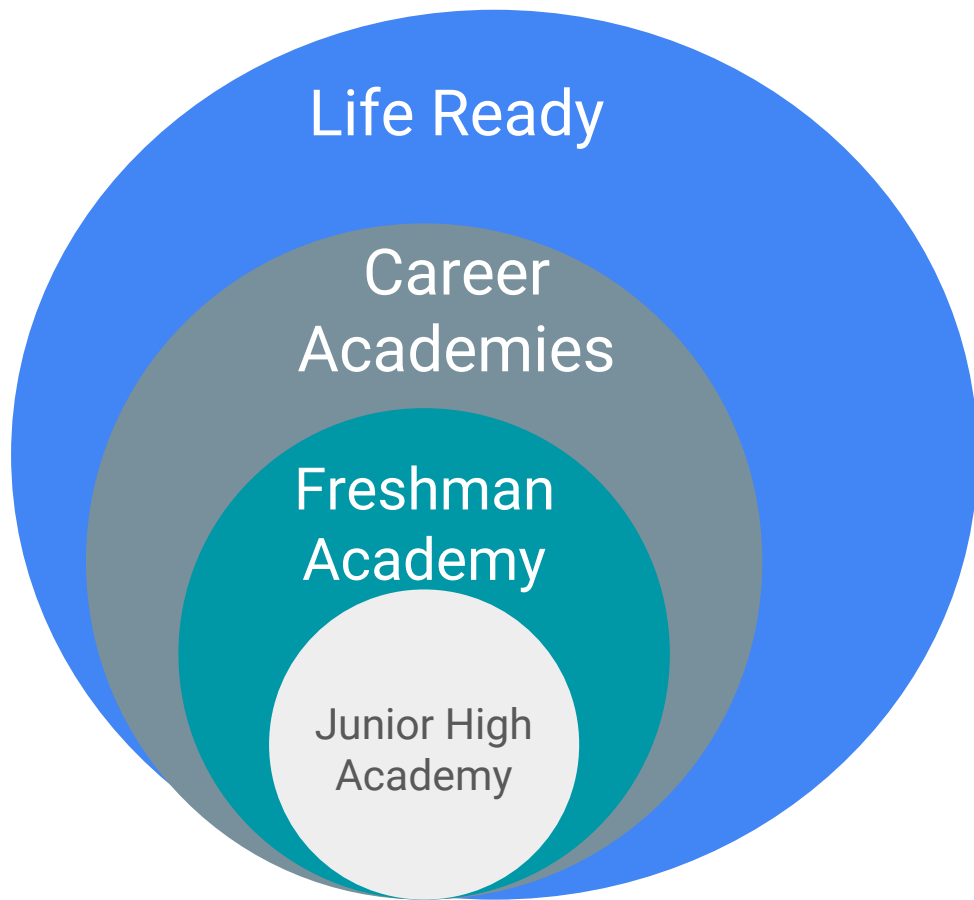
- 550 Enrollment
- 272 in 7-12
- 76% Low Income
- 4.2% Unemployment



Testing Data

| School Year | District | Graduation Rate | ACT Aspire – All Grades: Percent Meets/Exceeds Standards | | | | |
|-------------|-----------------------------|-----------------|--|--------|---------|---------|---------|
| | | | Literacy | Math | Science | English | Reading |
| 2017 – 2018 | State of Arkansas | 89.24% | 43.96% | 46.99% | 39.89% | - | - |
| | Caddo Hills School District | 100% | 46.51% | 33.14% | 38.95% | - | - |
| 2018 – 2019 | State of Arkansas | 87.56 % | 44.59% | 47.18 | 40.09% | - | - |
| | Caddo Hills School District | 90.24% | 44.44% | 35.98% | 34.92% | - | - |
| 2019 - 2020 | State of Arkansas | 88.78% | - | - | - | 69.93% | 41.27% |
| | Caddo Hills School District | 82.86% | - | - | - | 66.49% | 36.22% |

ACT Aspire Summative Assessment data for SY2019-20 and SY2020-21 is not available due to the interruption of testing caused by the Covid-19 Pandemic.







Caddo Academy
Built for You!

Goals for Caddo Academy

1. 80% of Students will actively participate in a Club or Organization related to their Career/Interests.
2. Decrease Student Discipline Referrals by 6% each academic year of the Charter.
3. 96% of Students will be led through a Career Action Plan by a cohort of Stakeholders including educators, family, and industry partners.
4. Increase Student Performance over the initial five years to meet or exceed the state average in Literacy, Math, and Science.
5. Improve the Graduation Rate to meet or exceed the State Average within five years.

Academy Model-



Career Academies-

- Agriculture
 - Animal Science
 - Power Structures & Technology
- Business & Marketing Technology
 - Marketing Business Enterprise
 - Hospitality & Tourism
- Engineering
 - Project Lead the Way- Aerospace
 - Computer Integrated Manufacturing
- Family & Consumer Sciences
 - Culinary Arts
- Communication & Broadcast
 - AV Tech & Film
 - Graphic Design
- Computer Science
- UARM
 - Health Sciences
 - Machining
 - Welding
- National Park College
 - Automotive Tech
 - Construction
 - Marine Technology

Career Pathway Possible Schedule

| 09 | 10 | 11 | 12 |
|-------------------|-------------------|---------------------|---------------------|
| Foundation Course | ▲ | | |
| | Foundation Course | | |
| | | Level 1 Course | |
| | | Level 1 or 2 Course | |
| | | | Level 2 or 3 Course |



College Pathway Possible Schedule

| 09 | 10 | 11 | 12 |
|------------------------|---------------------------------|------------------------|-----------------------|
| CTE Focus Foundation ▲ | | | |
| | CTE Focus Foundation or Level 1 | | |
| | | CTE Focus Level 1 or 2 | |
| | | College Level Courses | |
| | | | College Level Courses |

Results of Community Engagement

- **5 Building Meetings**
 - Steering Committee
 - Mission/Vision Planning
 - Focus & Determination
- **5 Community Partnership Meetings**
 - Local Industry and College Support
 - Civic Group Support
 - Letters of Support from every Elected Official in Montgomery County
- **3 Community Open Forums**
 - Connection Building
 - Feedback to Support the Work
 - Commitment to Long Term Planning



