

Stakeholder Feedback for Continuous Improvement

Family, Student, Teacher, and Staff Surveys
Beecher Road School - *Spring 2018*



Purpose of Surveys

- Opportunity for stakeholder feedback
- Data point for continuous improvement
- Meets climate survey requirements
- Evaluation plan component
- Measure growth in targeted areas



Overview

- High Level Summary Presentation
- Continuing Survey: Family - Administered in 2014, 2016, 2018 - District created questions
- New Surveys for 2018: Student, Teacher, Staff
Panorama created/normed questions
Baseline information
- Vendor: Panorama Education
Link emailed to each family
Paper copies provided as needed

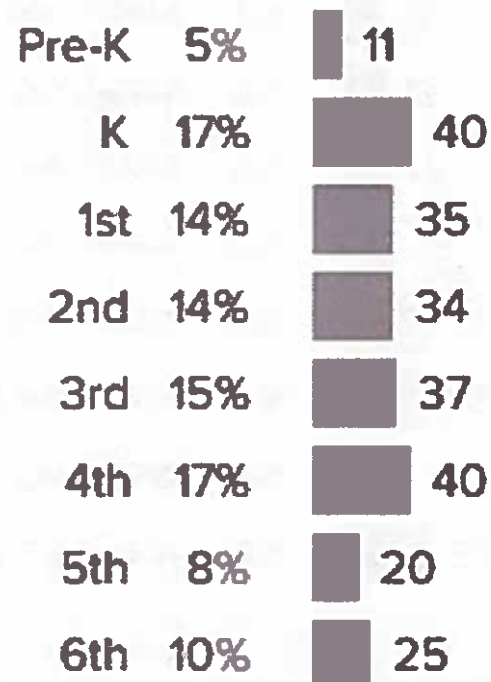


Participation

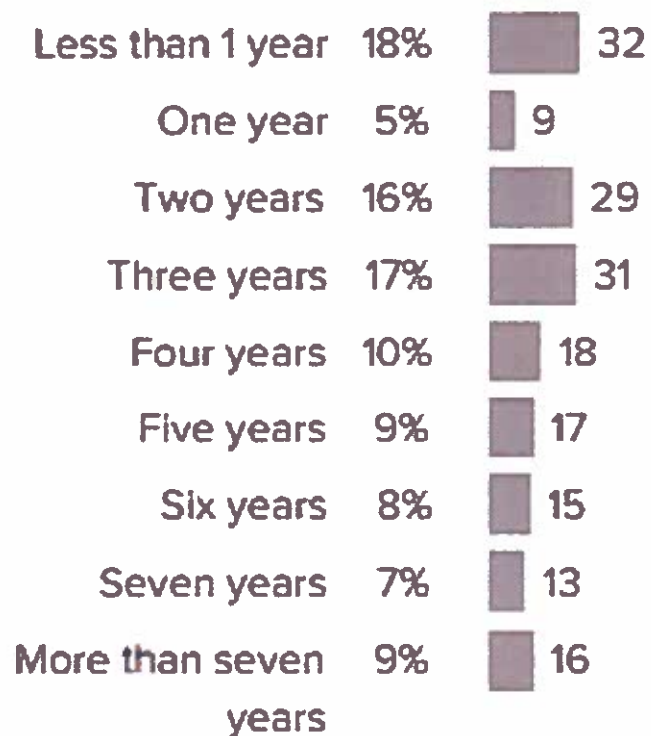
- Family Responses
 - 2014 - 23.8% - 125/525 *
 - 2016 - 51.7% - 282/545
 - 2018 - 28.7% - 163/567
- Student Responses (3-6)
 - 2018 - 93.5% - 444/475
- Teacher and Staff Responses
 - 2018 - 90.3% - 112/124



What Grades Are Your Child or Children in?



How Many Years Your Child or Children Have Attended Beecher



Survey Response Slides

- Topic summary for each group
- Family survey response data:
 - Progress in target areas
 - Overall lowest/highest favorable responses
 - Answer choices: Strongly agree, agree, disagree, strongly disagree, neither agree/disagree)
- Student/teacher/staff response data:
 - One slide for each topic area showing highest and lowest favorable responses within topic area
 - Answer choices: Contextual to the question asked



Family: Topic Summary

Favorable Responses

Topics	2014	2016	2018
Classroom Climate	88%	93%	92%
Family Engagement	92%	93%	93%
School Fit	89%	94%	91%
School Leadership	94%	95%	92%



Family: Target questions 2014 to 2018

QUESTION	2014	2016	2018
I am satisfied with the way the school communicates with parents.	89%	89%	90%
Beecher Road School offers my child opportunities to explore areas of interest outside the core content areas.	78%	88%	82%
The school differentiates instruction appropriately to meet my child's academic needs.	82%	88%	82%
The amount and level of difficulty of homework given to my child is appropriate.	77%	80%	75%
Beecher Road School provides students with healthy food choices.	63%	79%	81%
My child's report card clearly communicates what my child is learning.	63%	76%	82%



Family Survey

Highest 3/Lowest 3 Favorable Responses

QUESTION

› School leadership takes steps to provide a safe environment for my child.

99 %

responded favorably

QUESTION

› My child's teacher(s) care about my child.

98 %

responded favorably

QUESTION

› The school makes effective use of technology for instructional purposes.

97 %

responded favorably

QUESTION

› Beecher Road School provides students with healthy food choices.

81 %

responded favorably

QUESTION

› My child feels appropriately challenged in his or her classes.

80 %

responded favorably

QUESTION

› The amount and level of difficulty of homework given to my child is appropriate.

75 %

responded favorably



Student: Topic Summary

Favorable Responses

School Belonging

How much students feel that they are valued members of the school community.

63%

School Climate

Perceptions of the overall social and learning climate of the school.

56%

School Rigorous Expectations

How much students feel that their teachers hold them to high expectations around effort, understanding, persistence, and performance in class.

75%

School Safety

Perceptions of student physical and psychological safety at school.

63%

School Teacher-Student Relationships

How strong the social connection is between teachers and students within and beyond the school.

63%



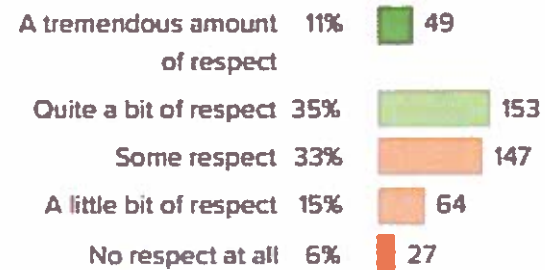
Students: *School Belonging*

Q.4: Do you feel like you have at least one trusted adult you have a special connection with at Beecher Road School?



Favorable: **79%**

Q.3: How much respect do students at your school show you?

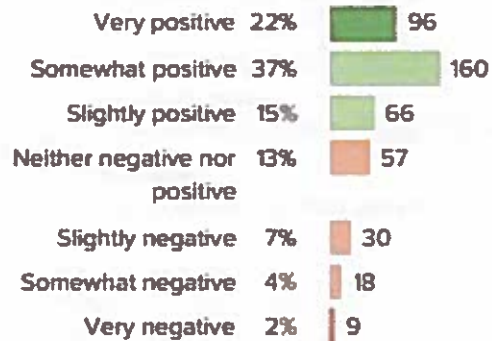


Favorable: **46%**



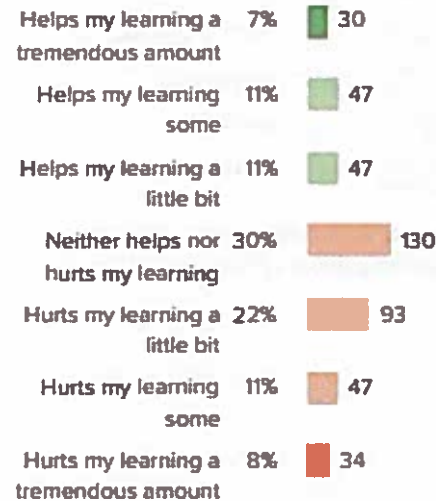
Students: *School Climate*

Q.1: How positive or negative is the energy of the school?



Favorable: **74%**

Q.3: At your school, how much does the behavior of other students hurt or help your learning?



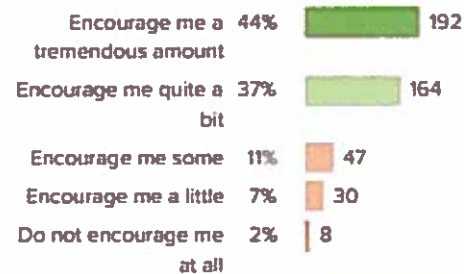
Favorable: **29%**



Students:

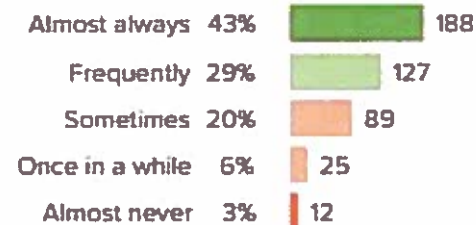
Rigorous Expectations

Q.5: How much do your teachers encourage you to do your best?



Favorable: **81%**

Q.1: How often do your teachers take time to make sure you understand the material?

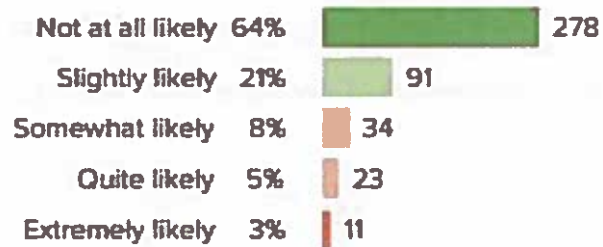


Favorable: **71%**



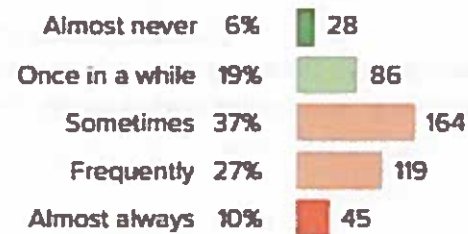
Students: *School Safety*

Q.3: How likely is it that someone from your school will bully you online?



Favorable: **84%**

Q.1: How often are people disrespectful to others at your school?



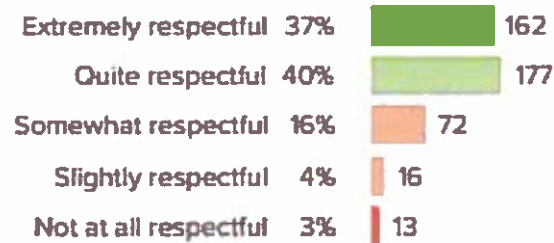
Favorable: **26%**



Students:

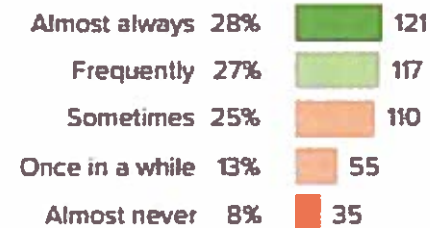
Teacher-Student Relationships

Q.1: How respectful are your teachers towards you?



Favorable: **77%**

Q.3: When your teachers ask, "How are you?", how often do you feel that your teachers really want to know your answer?



Favorable: **54%**



Teacher: Topic Summary

Favorable Responses

Feedback and Coaching

Perceptions of the amount and quality of feedback faculty and staff receive.

41%

Professional Learning

Perceptions of the amount and quality of professional growth and learning opportunities available to faculty and staff.

57%

School Climate

Perceptions of the overall social and learning climate of the school.

55%

School Leadership

61%

Staff-Leadership Relationships

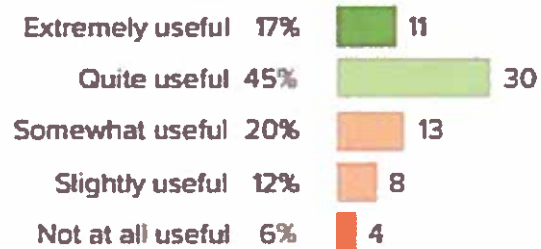
Perceptions of faculty and staff relationships with school leaders.

76%



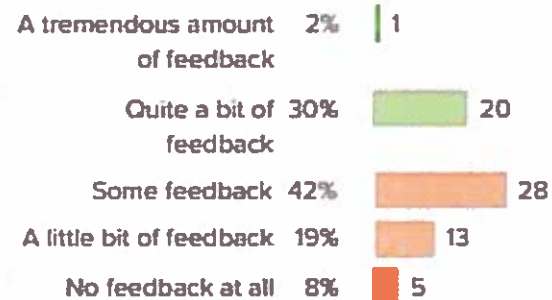
Teachers: *Feedback and Coaching*

Q.3: How useful do you find the feedback you receive on your teaching?



Favorable: **62%**

Q.4: How much feedback do you receive on your teaching?

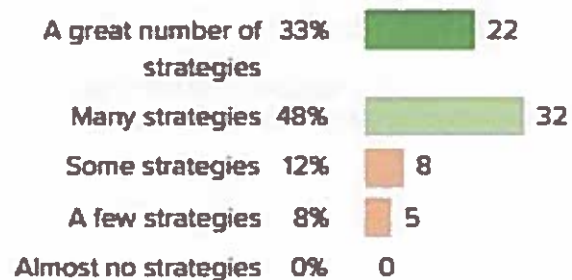


Favorable: **31%**



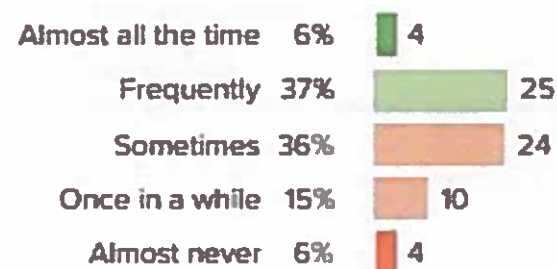
Teachers: *Professional Learning*

Q.4: Through working at your school, how many new teaching strategies have you learned?



Favorable: **81%**

Q.6: How often do your professional development opportunities help you explore new ideas?

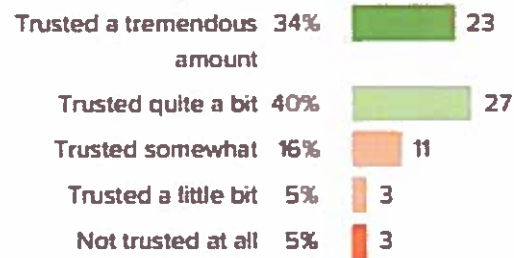


Favorable: **43%**



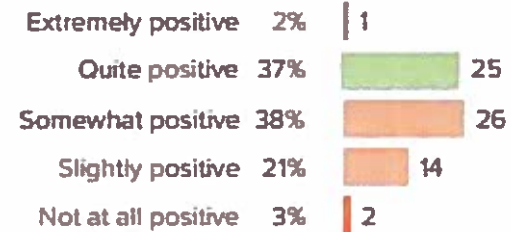
Teachers: *School Climate*

Q.5: To what extent are teachers trusted to teach in the way they think is best?



Favorable: **75%**

Q.6: How positive are the attitudes of your colleagues?

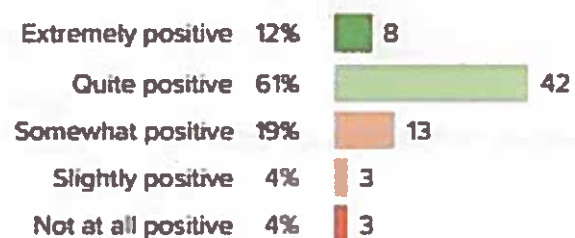


Favorable: **38%**



Teachers: *School Leadership*

Q.1: How positive is the tone that school leaders set for the culture of the school?



Favorable: **72%**

Q.7: How effective are the school leaders at developing rules for students that facilitate their learning?

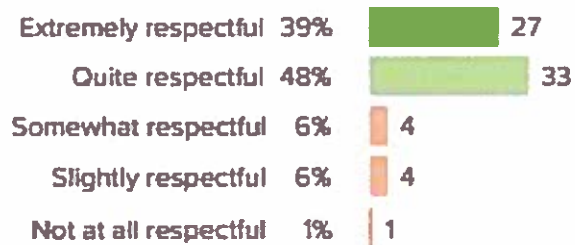


Favorable: **43%**



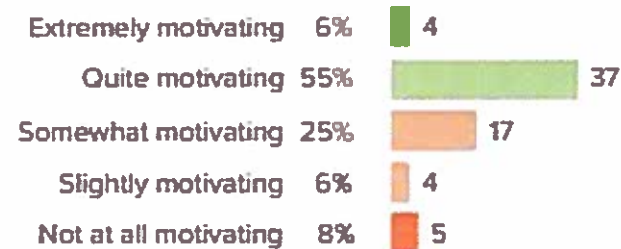
Teachers: *Staff-Leadership Relationships*

Q.7: How respectful are your school leaders towards you?



Favorable: **87%**

Q.5: At your school, how motivating do you find working with the leadership team?



Favorable: **61%**



Staff: Topic Summary Favorable Responses

Feedback and Coaching

Perceptions of the amount and quality of feedback faculty and staff receive.

48%

Professional Learning

Perceptions of the amount and quality of professional growth and learning opportunities available to faculty and staff.

45%

School Climate

Perceptions of the overall social and learning climate of the school.

58%

School Leadership

54%

Staff-Leadership Relationships

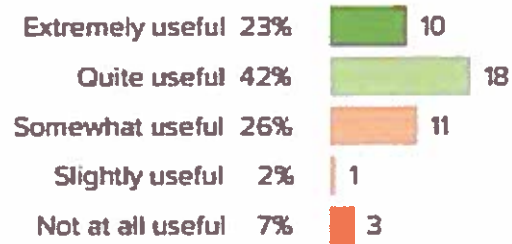
Perceptions of faculty and staff relationships with school leaders.

59%



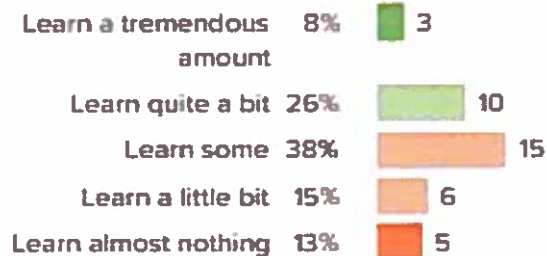
Staff: *Feedback and Coaching*

Q.3: How useful do you find the feedback you receive on your work?



Favorable: **65%**

Q.5: How much do you learn from the evaluation processes at your school?



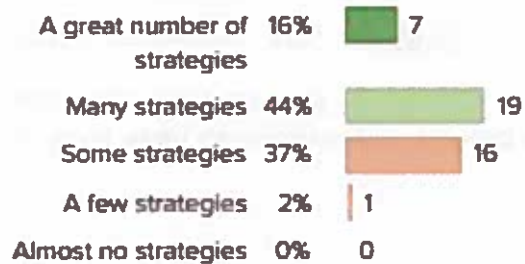
Favorable: **33%**



Staff:

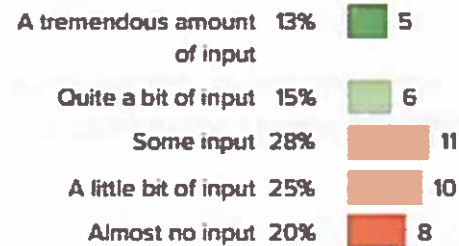
Professional Learning

Q.4: Through working at your school, how many new strategies for your job have you learned?



Favorable: **60%**

Q.3: How much input do you have into individualizing your own professional development opportunities?

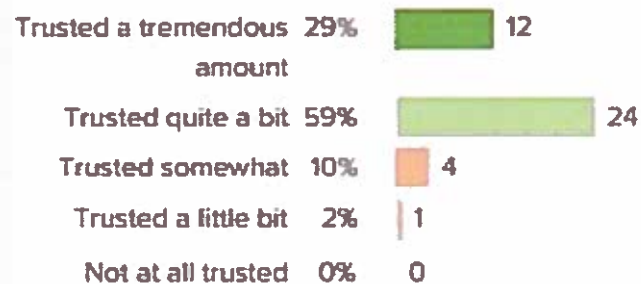


Favorable: **28%**



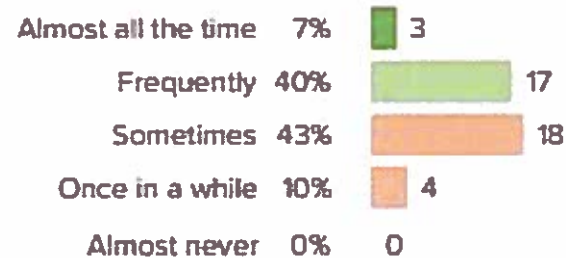
Staff: *School Climate*

Q.2: To what extent are staff trusted to work in the way they think is best?



Favorable: **88%**

Q.7: How often do you see students helping each other without being prompted?



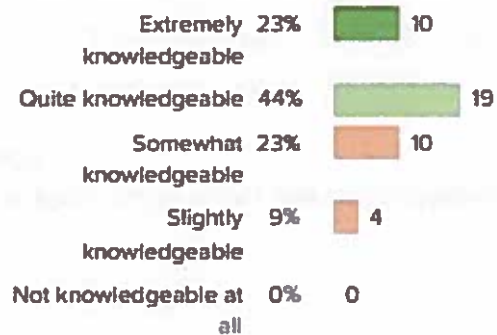
Favorable: **48%**



Staff:

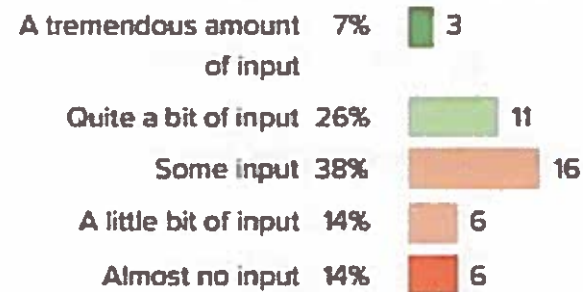
School Leadership

Q.5: How knowledgeable are your school leaders about what is going on in the school?



Favorable: **67%**

Q.9: When the school makes important decisions, how much input do staff have?



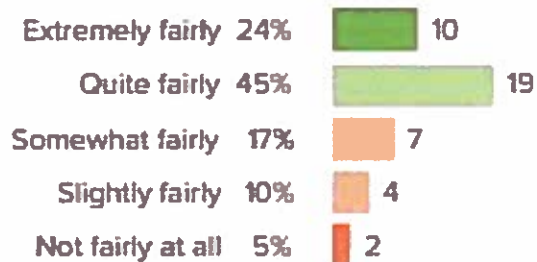
Favorable: **33%**



Staff:

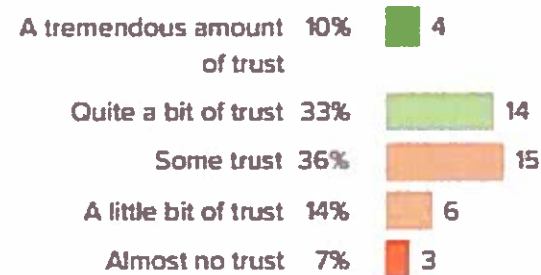
Staff-Leadership Relationships

Q.9: How fairly does the school leadership treat the staff?



Favorable: **69%**

Q.3: How much trust exists between school leaders and staff?



Favorable: **43%**



Summary and Next Steps

- Family: Consistent strong results over time
- Student/Teacher/Staff - Baseline data/information
- Further analyze results/Determine action areas
 - Continued focus in family target areas
 - Set targets based on baseline survey data
- Share presentation
 - Parents
 - Faculty/Staff
 - PDEC Committee
- Action planning/Professional learning
- Assess progress





Beecher Road School

Woodbridge Family Survey - Spring 2018
Spring 2018



Report created by
Panorama Education



Summary

Topic Description	Results
Classroom Climate	<div>92%</div> <div>▼1</div> <div>since last survey</div>
Family Engagement	<div>93%</div> <div>0</div> <div>since last survey</div>
School Fit	<div>91%</div> <div>▼3</div> <div>since last survey</div>
School Leadership	<div>92%</div> <div>▼3</div> <div>since last survey</div>
163 responses	



Classroom Climate

Your average

92%

163 responses

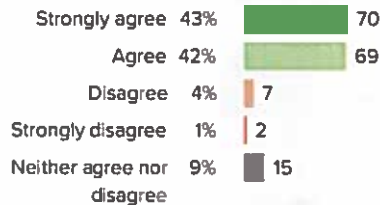
Change

▼ 1

since last survey

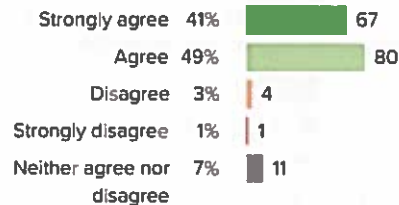
How did people respond?

Q.1: The teachers give clear directions about homework assignments.



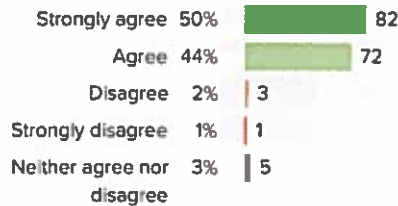
Favorable: **94%**

Q.2: My child(ren) appear(s) to know what is expected academically by his/her teachers.



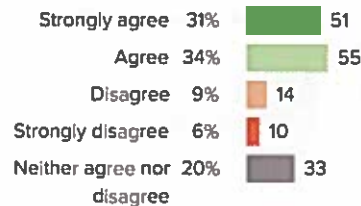
Favorable: **97%**

Q.3: Classroom rules/procedures are clearly outlined by the teachers.



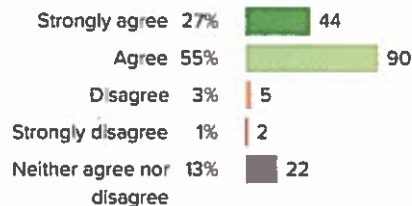
Favorable: **97%**

Q.4: My child's report card clearly communicates what my child is learning.



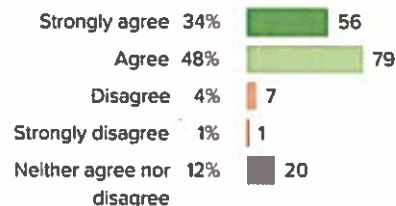
Favorable: **82%**

Q.5: My child is treated respectfully by his or her peers in class.



Favorable: **95%**

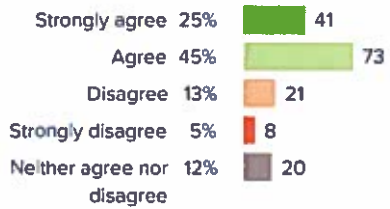
Q.6: My child feels he or she can speak with the teachers about any concerns or problems.



Favorable: **94%**

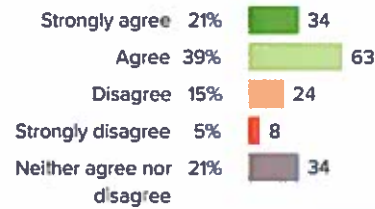


Q.7: My child feels appropriately challenged in his or her classes.



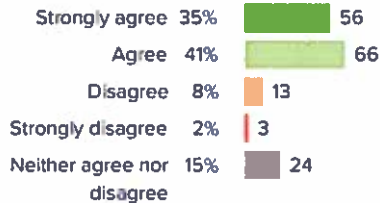
Favorable: **80%**

Q.8: The amount and level of difficulty of homework given to my child is appropriate.



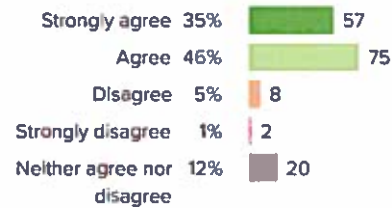
Favorable: **75%**

Q.9: The teachers give my child a variety of assignments (for example, written and oral; group and individual; in different content areas, if applicable).



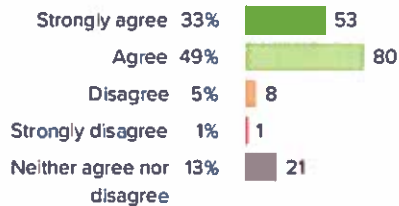
Favorable: **88%**

Q.10: The teachers keep me informed of my child's / children's progress.



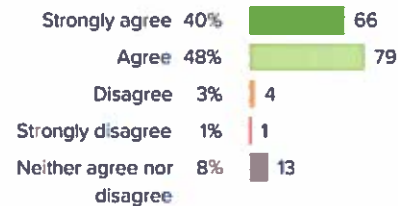
Favorable: **93%**

Q.11: I communicate with my child's teacher(s) about my child's schoolwork.



Favorable: **94%**

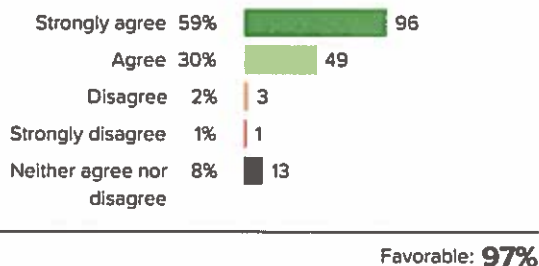
Q.12: I communicate with my child's teacher(s) about what I can do to help my child learn.



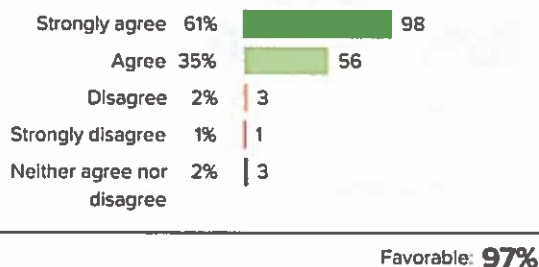
Favorable: **97%**



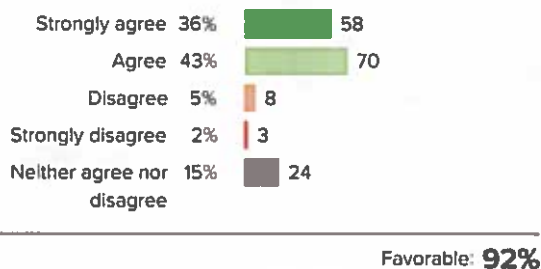
Q.13: The teachers let me know that my communication about my child is welcomed.



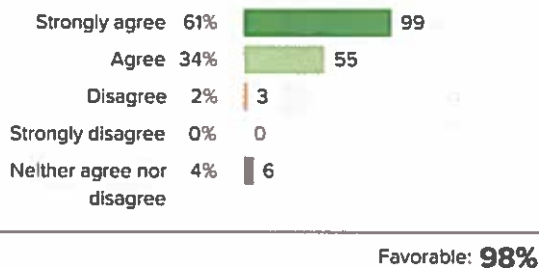
Q.14: Meetings regarding my child's progress / development are flexibly scheduled at a mutually convenient time.



Q.15: My child's teacher(s) have high expectations for my child.



Q.16: My child's teacher(s) care about my child.



Family Engagement

Your average

93%

163 responses

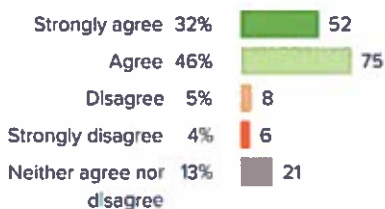
Change

0

since last survey

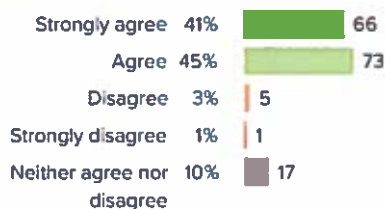
How did people respond?

Q.1: This school welcomes parent contributions.



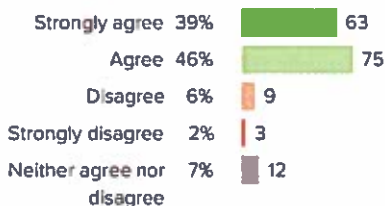
Favorable: **90%**

Q.2: School staff is helpful.



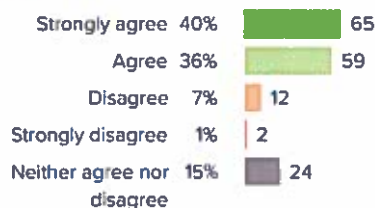
Favorable: **96%**

Q.3: Beecher Road School encourages me to be an active partner with the school in educating my child.



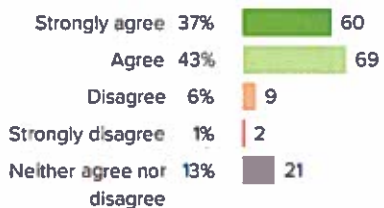
Favorable: **92%**

Q.4: I feel welcome at this school.



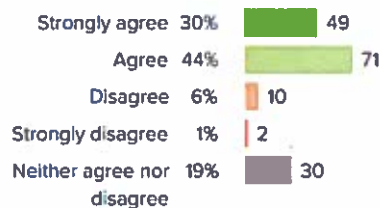
Favorable: **90%**

Q.5: School staff is responsive to parental / guardian concerns.



Favorable: **92%**

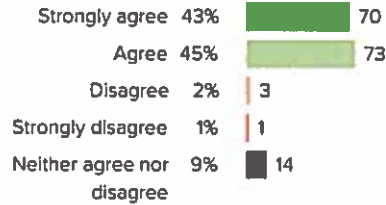
Q.6: Beecher Road School keeps me well informed about my child's progress in school.



Favorable: **91%**

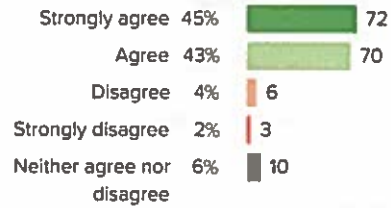


Q.7: I believe that my attendance at open house, conferences, meetings, and other parent activities are meaningful ways for me to participate in school life.



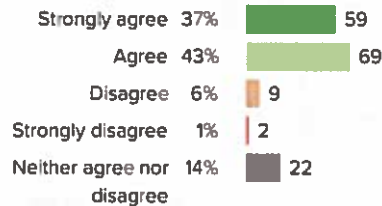
Favorable: **97%**

Q.8: Beecher Road School keeps me well informed about school activities.



Favorable: **94%**

Q.9: I am satisfied with the parental / guardian participation opportunities the school has to offer.



Favorable: **92%**



School Fit

Your average

91%

163 responses

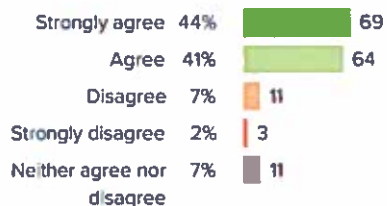
Change

▼ 3

since last survey

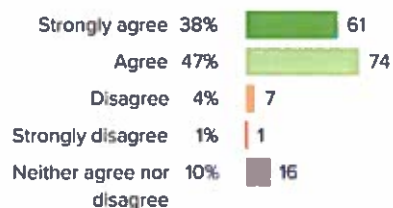
How did people respond?

Q.1: The school provides a high-quality academic program.



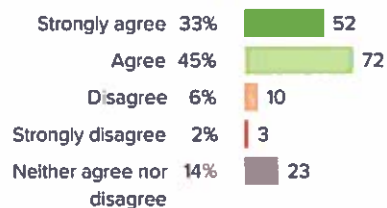
Favorable: **90%**

Q.2: The school provides an environment that supports the social-emotional development of children.



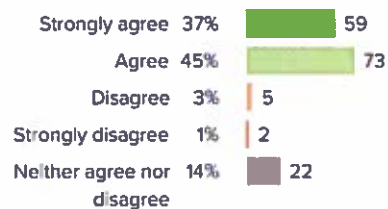
Favorable: **94%**

Q.3: The arts play a major role in the educational program at the school.



Favorable: **91%**

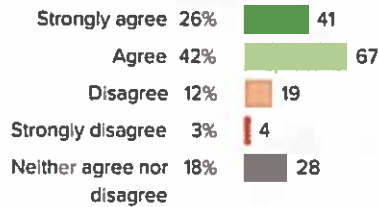
Q.4: There's a strong program that focuses on the physical development and wellness of students at the school.



Favorable: **95%**

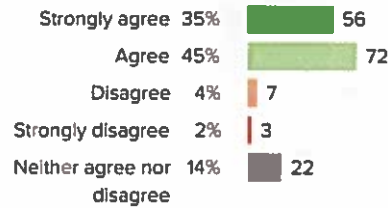


Q.5: Beecher Road School offers my child opportunities to explore areas of interest outside the core content areas.



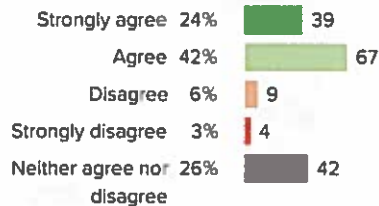
Favorable: **82%**

Q.6: My child is being prepared with skills needed for success at the next stage of his or her education.



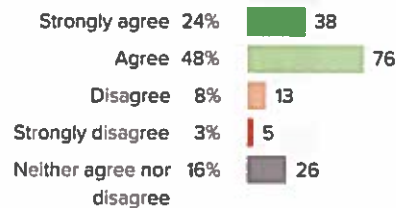
Favorable: **93%**

Q.7: The school recognizes students for their accomplishments.



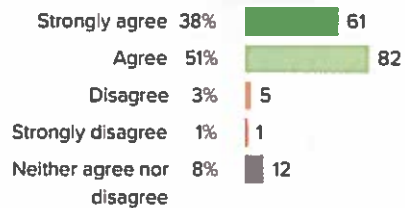
Favorable: **89%**

Q.8: Beecher Road School enforces school rules equally for my child and all students.



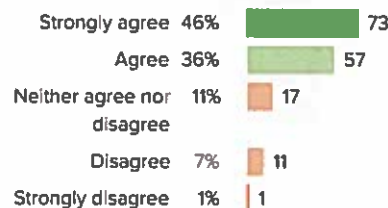
Favorable: **86%**

Q.9: The school encourages the students to be respectful to each other.



Favorable: **96%**

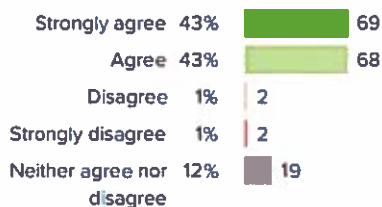
Q.10: My child(ren) have at least one trusted adult at Beecher Road School with whom they have a special connection.



Favorable: **82%**

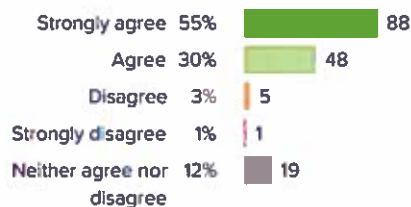


Q.11: The school makes effective use of technology for instructional purposes.



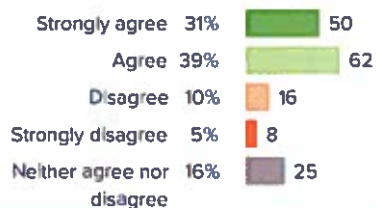
Favorable: **97%**

Q.12: I would recommend Beecher Road School to a friend seeking a school for their child.



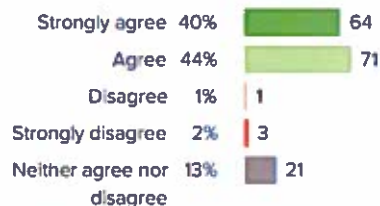
Favorable: **96%**

Q.13: The school differentiates instruction appropriately to meet my child's academic needs.



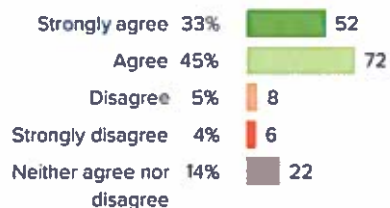
Favorable: **82%**

Q.14: The PTO contributes positively to the school.



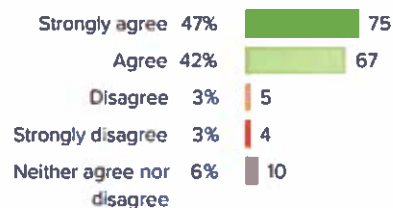
Favorable: **97%**

Q.15: I am satisfied with the way the school communicates with parents.



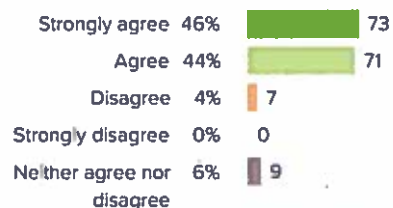
Favorable: **90%**

Q.16: I am satisfied with the transportation services provided for students.



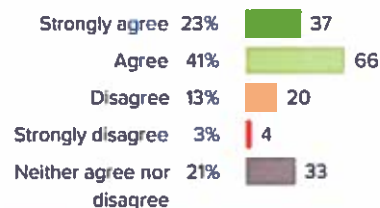
Favorable: **94%**

Q.17: Beecher Road School has clean and well-maintained facilities and properties.



Favorable: **95%**

Q.18: Beecher Road School provides students with healthy food choices.



Favorable: **81%**



School Leadership

Your average

92%

163 responses

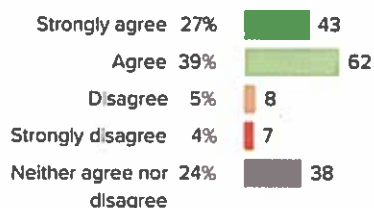
Change

▼ 3

since last survey

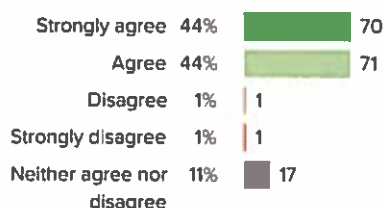
How did people respond?

Q.1: School leadership has made high expectations for student learning explicit at the school.



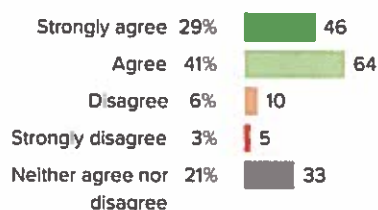
Favorable: **88%**

Q.2: School leadership takes steps to provide a safe environment for my child.



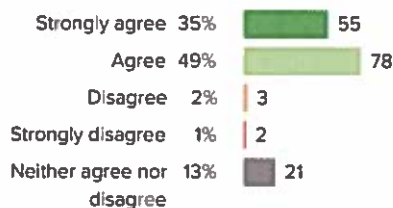
Favorable: **99%**

Q.3: The school leadership demonstrates an awareness of the values and circumstances of families like mine.



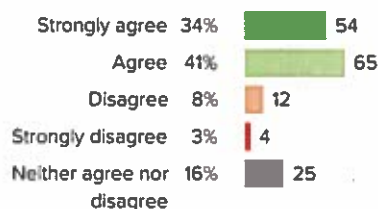
Favorable: **88%**

Q.4: The administrative team creates a school environment that helps children learn.



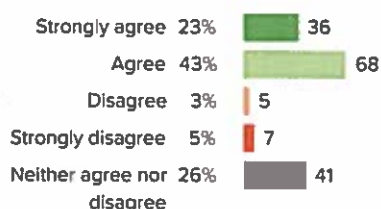
Favorable: **96%**

Q.5: I am comfortable voicing my concerns to school administrators.



Favorable: **88%**

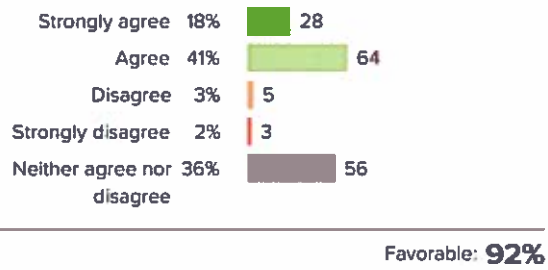
Q.6: I am satisfied with the leadership of the Superintendent.



Favorable: **90%**



Q.7: I am satisfied with the leadership of the School Board.





Background Questions

How did people respond? _____

Q.1: Indicate how many years your child or children have attended Beecher Road School. (Choose all that apply)

Less than 1 year	18%	32
One year	5%	9
Two years	16%	29
Three years	17%	31
Four years	10%	18
Five years	9%	17
Six years	8%	15
Seven years	7%	13
More than seven years	9%	16

Q.2: Indicate what grade(s) your child or children are in. (Choose all that apply)

Pre-K	5%	11
K	17%	40
1st	14%	35
2nd	14%	34
3rd	15%	37
4th	17%	40
5th	8%	20
6th	10%	25








Beecher Road School

Panorama Staff Survey
Spring 2018



Report created by
Panorama Education

Summary

Topic Description	Results	Benchmark
Feedback and Coaching Perceptions of the amount and quality of feedback faculty and staff receive.	48%	 40th - 59th percentile compared to others nationally
Professional Learning Perceptions of the amount and quality of professional growth and learning opportunities available to faculty and staff.	45%	 20th - 39th percentile compared to others nationally
School Climate Perceptions of the overall social and learning climate of the school.	58%	 40th - 59th percentile compared to others nationally
School Leadership	54%	 40th - 59th percentile compared to others nationally
Staff-Leadership Relationships Perceptions of faculty and staff relationships with school leaders.	59%	 20th - 39th percentile compared to others nationally

43 responses

Feedback and Coaching

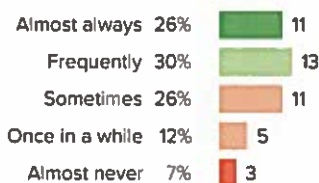
Your average

48%

43 responses

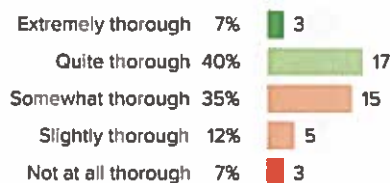
How did people respond?

Q.1: How often do you receive feedback on your work?



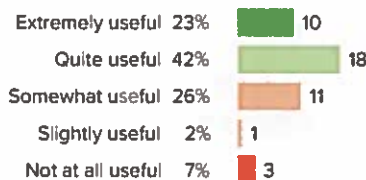
Favorable: **56%**

Q.2: At your school, how thorough is the feedback you receive in covering all aspects of your role?



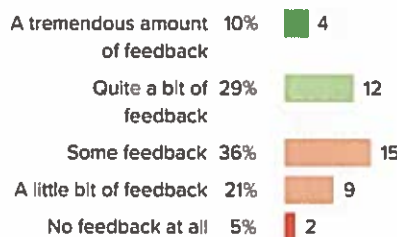
Favorable: **47%**

Q.3: How useful do you find the feedback you receive on your work?



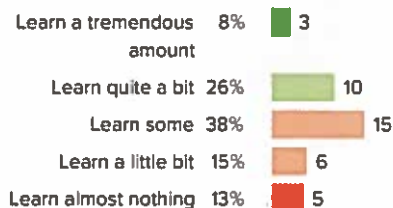
Favorable: **65%**

Q.4: How much feedback do you receive on your work?



Favorable: **38%**

Q.5: How much do you learn from the evaluation processes at your school?



Favorable: **33%**

Professional Learning

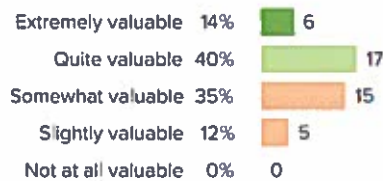
Your average

45%

43 responses

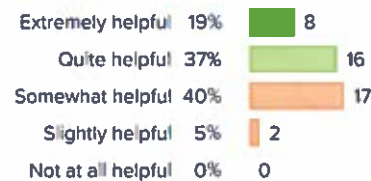
How did people respond?

Q.1: At your school, how valuable are the available professional development opportunities?



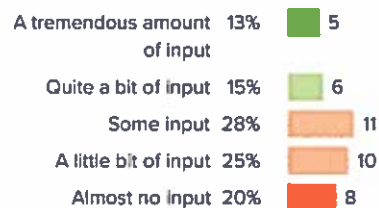
Favorable: **53%**

Q.2: How helpful are your colleagues' ideas for improving your work?



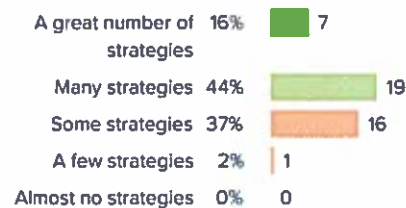
Favorable: **56%**

Q.3: How much input do you have into individualizing your own professional development opportunities?



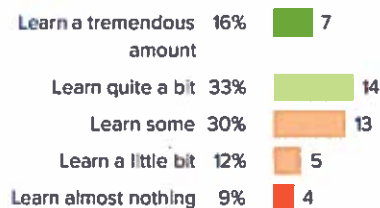
Favorable: **28%**

Q.4: Through working at your school, how many new strategies for your job have you learned?



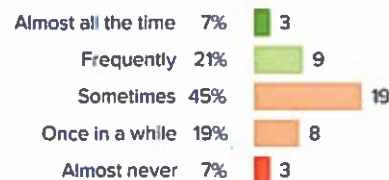
Favorable: **60%**

Q.5: Overall, how much do you learn from the leaders at your school?



Favorable: **49%**

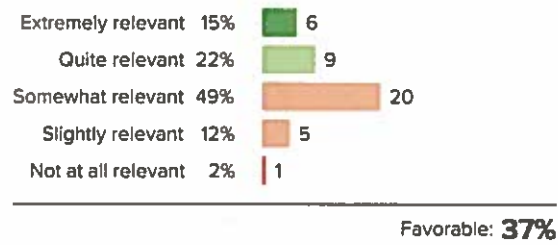
Q.6: How often do your professional development opportunities help you explore new ideas?



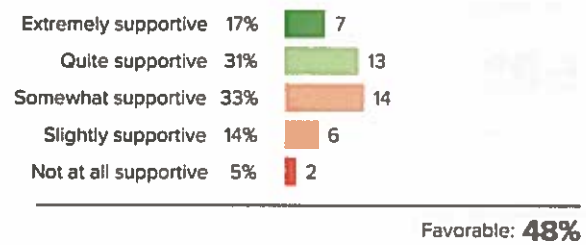
Favorable: **29%**



Q.7: How relevant have your professional development opportunities been to your work?



Q.8: Overall, how supportive has the school been of your professional growth?



School Climate

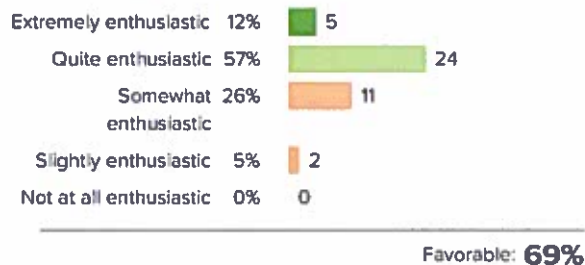
Your average

58%

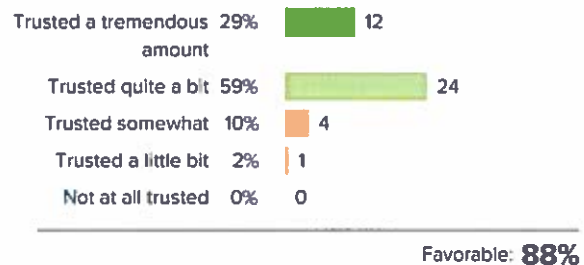
43 responses

How did people respond?

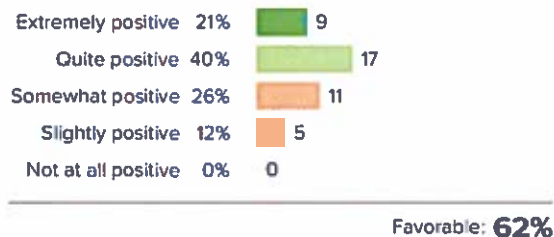
Q.1: On most days, how enthusiastic are the students about being at school?



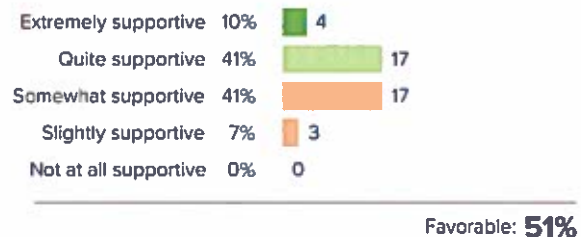
Q.2: To what extent are staff trusted to work in the way they think is best?



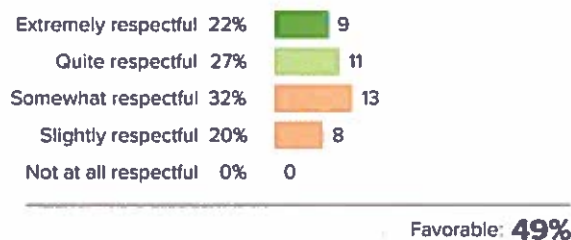
Q.3: How positive are the attitudes of your colleagues?



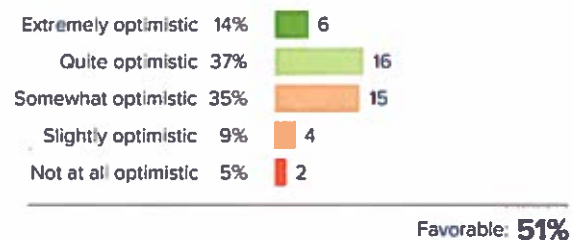
Q.4: How supportive are students in their interactions with each other?



Q.5: How respectful are the relationships between staff and students?

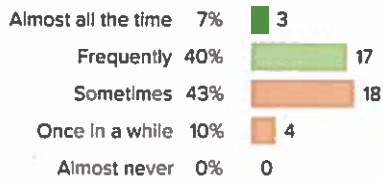


Q.6: How optimistic are you that your school will improve in the future?



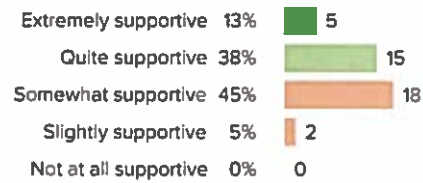


Q.7: How often do you see students helping each other without being prompted?



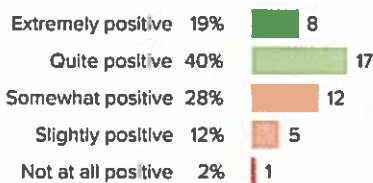
Favorable: **48%**

Q.8: When new initiatives are presented at your school, how supportive are your colleagues?



Favorable: **50%**

Q.9: Overall, how positive is the working environment at your school?



Favorable: **58%**

School Leadership

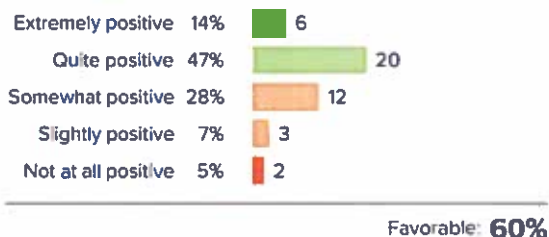
Your average

54%

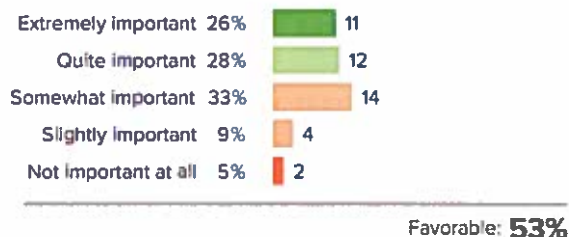
43 responses

How did people respond?

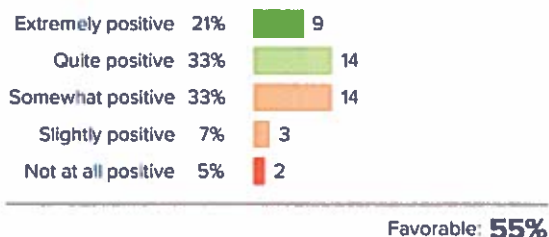
Q.1: How positive is the tone that school leaders set for the culture of the school?



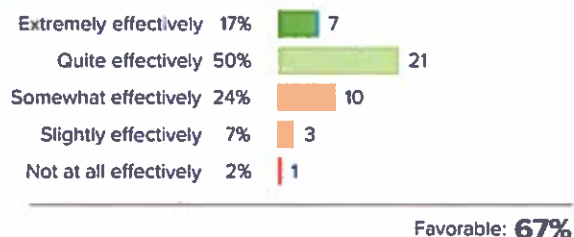
Q.2: For your school leaders, how important is staff satisfaction?



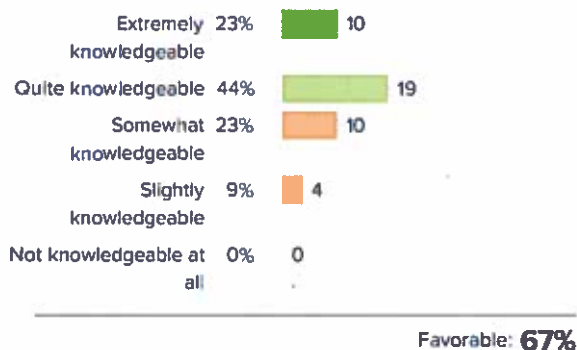
Q.3: Overall, how positive is the influence of the school leaders on the quality of your work?



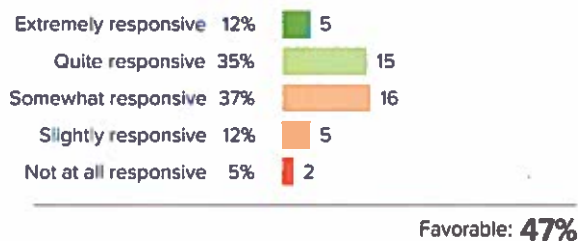
Q.4: How effectively do school leaders communicate important information to staff?



Q.5: How knowledgeable are your school leaders about what is going on in the school?

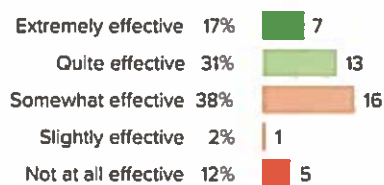


Q.6: How responsive are school leaders to your feedback?



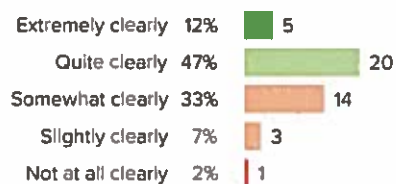


Q.7: How effective are the school leaders at developing rules for students that facilitate their learning?



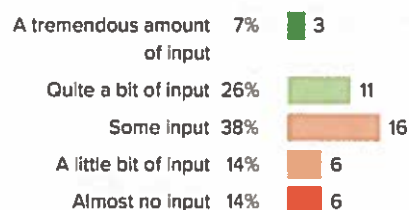
Favorable: **48%**

Q.8: How clearly do your school leaders identify their goals for the staff?



Favorable: **58%**

Q.9: When the school makes important decisions, how much input do staff have?



Favorable: **33%**

Staff-Leadership Relationships

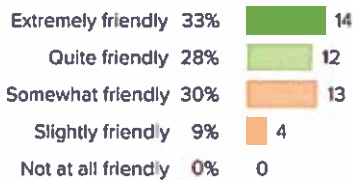
Your average

59%

43 responses

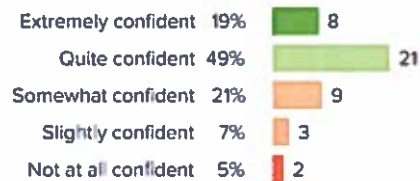
How did people respond?

Q.1: How friendly are your school leaders toward you?



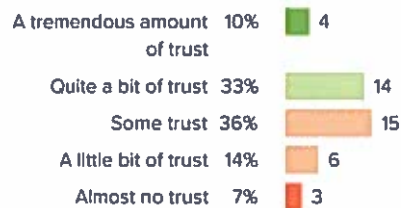
Favorable: **60%**

Q.2: How confident are you that your school leaders have the best interests of the school in mind?



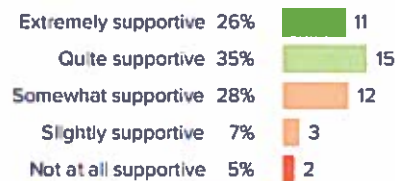
Favorable: **67%**

Q.3: How much trust exists between school leaders and staff?




Favorable: **43%**

Q.4: When you face challenges at work, how supportive are your school leaders?



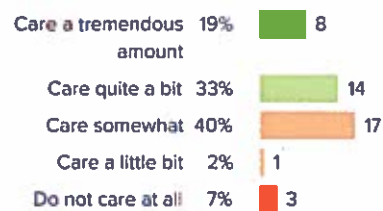
Favorable: **60%**

Q.5: At your school, how motivating do you find working with the leadership team?



Favorable: **48%**

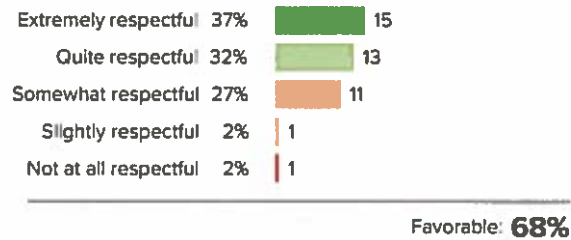
Q.6: How much do your school leaders care about you as an individual?



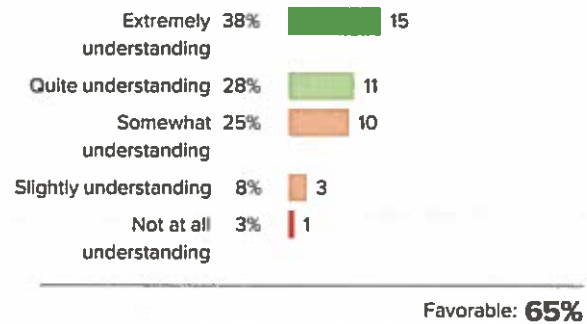
Favorable: **51%**



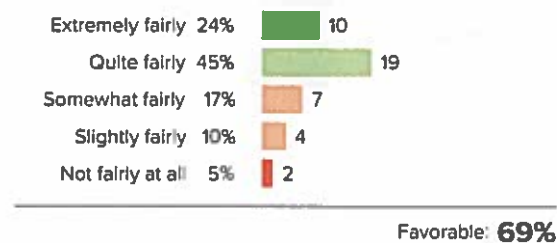
Q.7: How respectful are your school leaders towards you?



Q.8: When challenges arise in your personal life, how understanding are your school leaders?



Q.9: How fairly does the school leadership treat the staff?

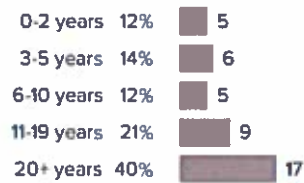




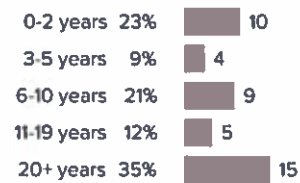
Background Questions

How did people respond? _____

Q.1: For how many years have you worked in education?



Q.2: For how many years have you worked at your current school?





Beecher Road School





Panorama Student Survey (School-Level) 3-5
Spring 2018



Report created by
Panorama Education



Summary

Topic Description	Results	Benchmark
School Belonging How much students feel that they are valued members of the school community.	63%	
School Climate Perceptions of the overall social and learning climate of the school.	56%	 20th - 39th percentile compared to others nationally
School Rigorous Expectations How much students feel that their teachers hold them to high expectations around effort, understanding, persistence, and performance in class.	75%	 40th - 59th percentile compared to others nationally
School Safety Perceptions of student physical and psychological safety at school.	63%	 60th - 79th percentile compared to others nationally
School Teacher-Student Relationships How strong the social connection is between teachers and students within and beyond the school.	63%	 40th - 59th percentile compared to others nationally

444 responses



School Belonging

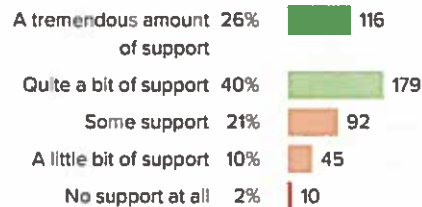
Your average

63%

444 responses

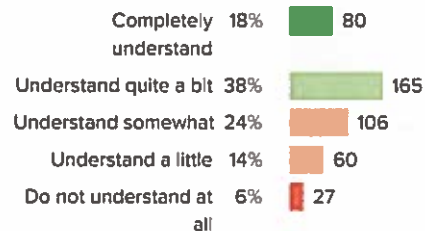
How did people respond?

Q.1: How much support do the adults at your school give you?



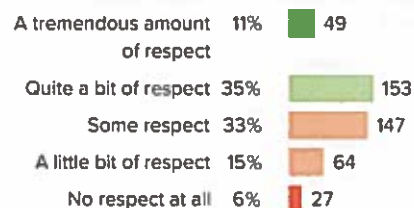
Favorable: **67%**

Q.2: How well do people at your school understand you as a person?



Favorable: **56%**

Q.3: How much respect do students at your school show you?



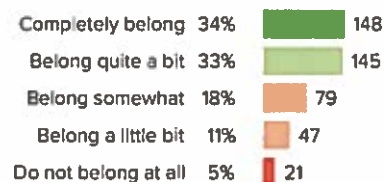
Favorable: **46%**

Q.4: Do you feel like you have at least one trusted adult you have a special connection with at Beecher Road School?



Favorable: **79%**

Q.5: Overall, how much do you feel like you belong at your school?



Favorable: **67%**



School Climate

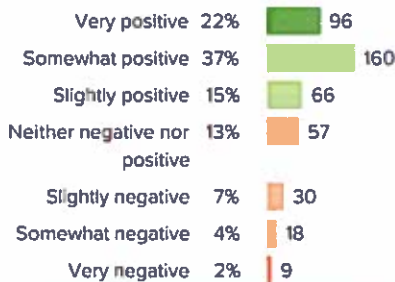
Your average

56%

444 responses

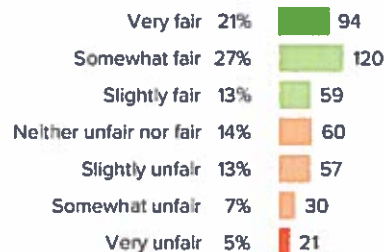
How did people respond?

Q.1: How positive or negative is the energy of the school?



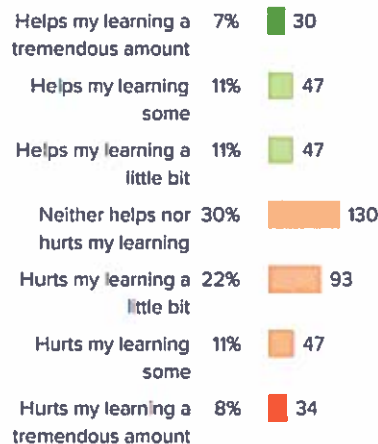
Favorable: **74%**

Q.2: How fair or unfair are the rules for the students at this school?



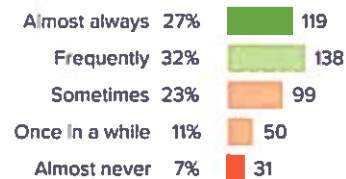
Favorable: **62%**

Q.3: At your school, how much does the behavior of other students hurt or help your learning?



Favorable: **29%**

Q.4: How often do your teachers seem excited to be teaching your classes?



Favorable: **59%**



School Rigorous Expectations

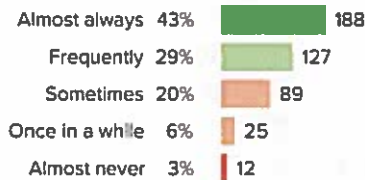
Your average

75%

444 responses

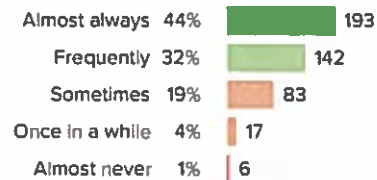
How did people respond?

Q.1: How often do your teachers take time to make sure you understand the material?



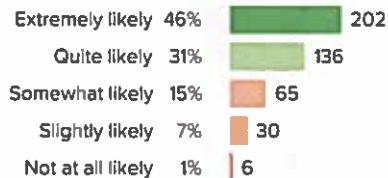
Favorable: **71%**

Q.2: How often do your teachers make you explain your answers?



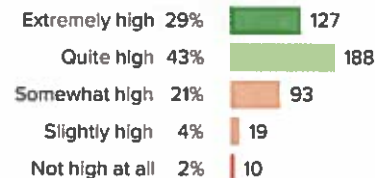
Favorable: **76%**

Q.3: When you feel like giving up, how likely is it that your teachers will make you keep trying?



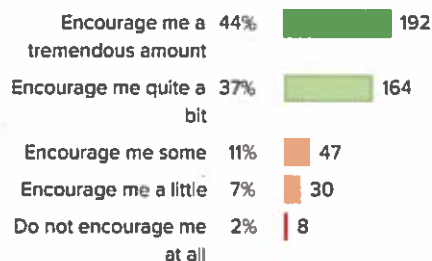
Favorable: **77%**

Q.4: Overall, how high are your teachers' expectations of you?



Favorable: **72%**

Q.5: How much do your teachers encourage you to do your best?



Favorable: **81%**



School Safety

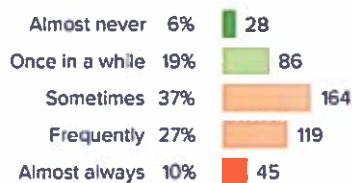
Your average

63%

444 responses

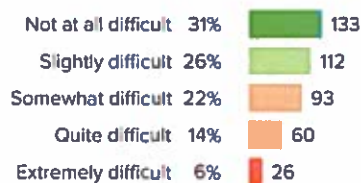
How did people respond?

Q.1: How often are people disrespectful to others at your school?



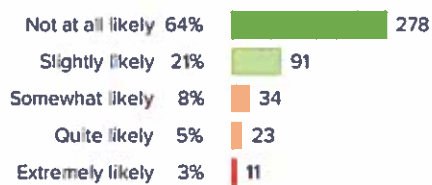
Favorable: **26%**

Q.2: If a student is bullied in school, how difficult is it for him/her to get help from an adult?



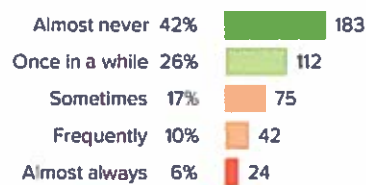
Favorable: **58%**

Q.3: How likely is it that someone from your school will bully you online?



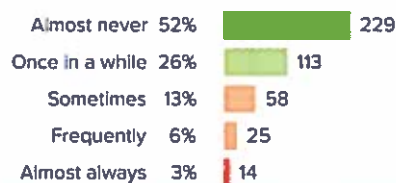
Favorable: **84%**

Q.4: How often do you worry about violence at your school?



Favorable: **68%**

Q.5: How often do students get into physical fights at your school?



Favorable: **78%**



School Teacher-Student Relationships

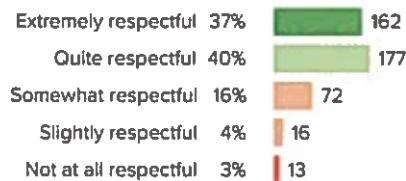
Your average

63%

444 responses

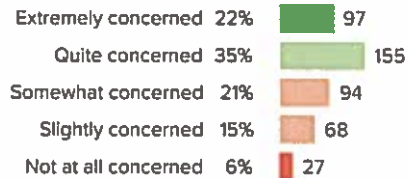
How did people respond?

Q.1: How respectful are your teachers towards you?



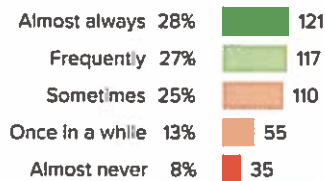
Favorable: **77%**

Q.2: If you walked into class upset, how concerned would your teachers be?



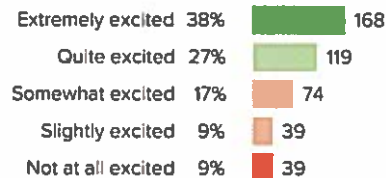
Favorable: **57%**

Q.3: When your teachers ask, "How are you?", how often do you feel that your teachers really want to know your answer?



Favorable: **54%**

Q.4: How excited would you be to have your teachers again?



Favorable: **65%**








Beecher Road School

Panorama Teacher Survey
Spring 2018



Report created by
Panorama Education

Summary

Topic Description	Results	Benchmark
Feedback and Coaching Perceptions of the amount and quality of feedback faculty and staff receive.	41%	 20th - 39th percentile compared to others nationally
Professional Learning Perceptions of the amount and quality of professional growth and learning opportunities available to faculty and staff.	57%	 60th - 79th percentile compared to others nationally
School Climate Perceptions of the overall social and learning climate of the school.	55%	 20th - 39th percentile compared to others nationally
School Leadership	61%	 40th - 59th percentile compared to others nationally
Staff-Leadership Relationships Perceptions of faculty and staff relationships with school leaders.	76%	 40th - 59th percentile compared to others nationally

69 responses



Feedback and Coaching

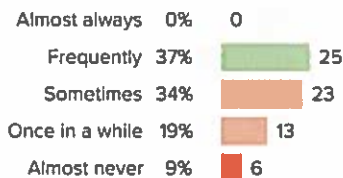
Your average

41%

69 responses

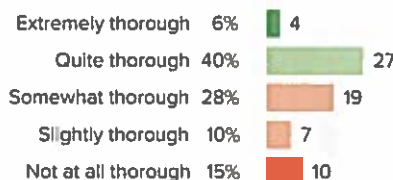
How did people respond?

Q.1: How often do you receive feedback on your teaching?



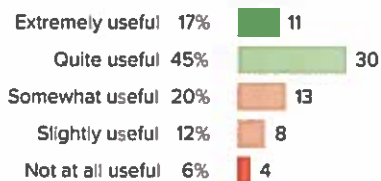
Favorable: **37%**

Q.2: At your school, how thorough is the feedback you receive in covering all aspects of your role as a teacher?



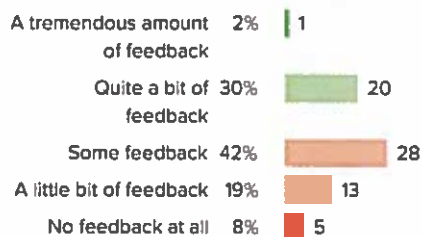
Favorable: **46%**

Q.3: How useful do you find the feedback you receive on your teaching?



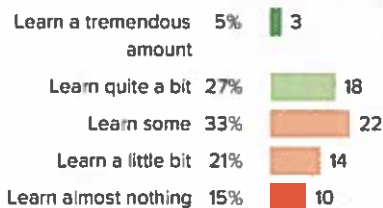
Favorable: **62%**

Q.4: How much feedback do you receive on your teaching?



Favorable: **31%**

Q.5: How much do you learn from the teacher evaluation processes at your school?



Favorable: **31%**

Professional Learning

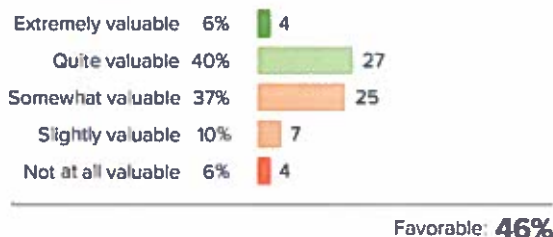
Your average

57%

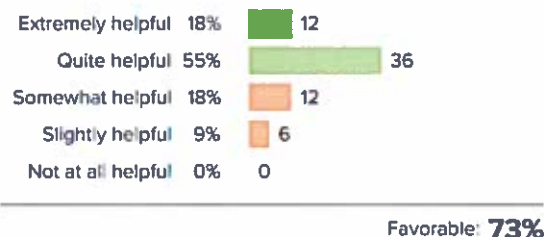
69 responses

How did people respond?

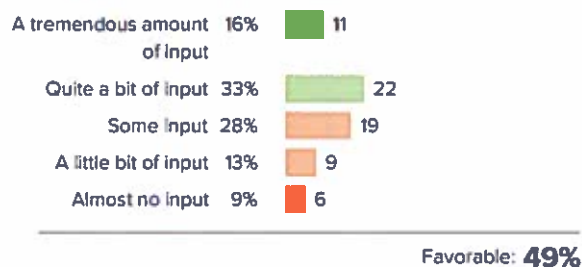
Q.1: At your school, how valuable are the available professional development opportunities?



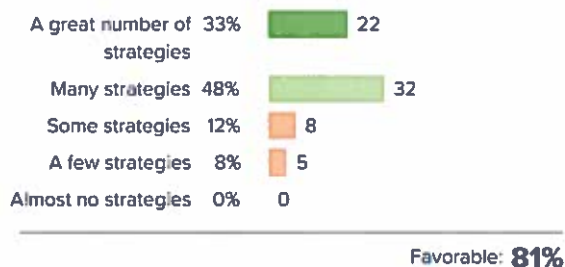
Q.2: How helpful are your colleagues' ideas for improving your teaching?



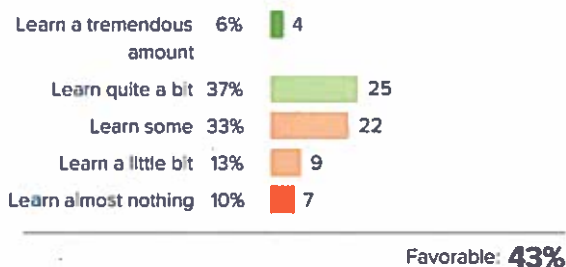
Q.3: How much input do you have into individualizing your own professional development opportunities?



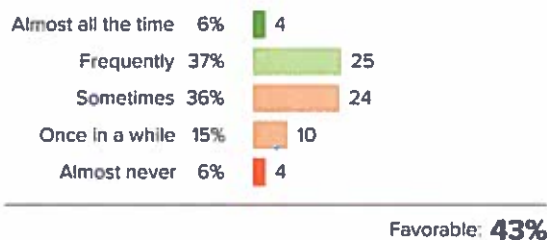
Q.4: Through working at your school, how many new teaching strategies have you learned?



Q.5: Overall, how much do you learn about teaching from the leaders at your school?

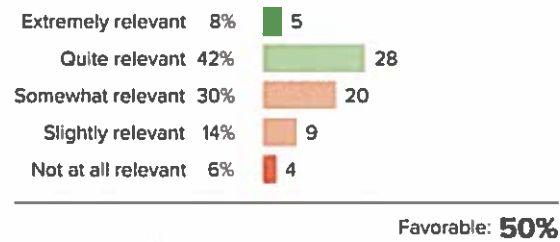


Q.6: How often do your professional development opportunities help you explore new ideas?

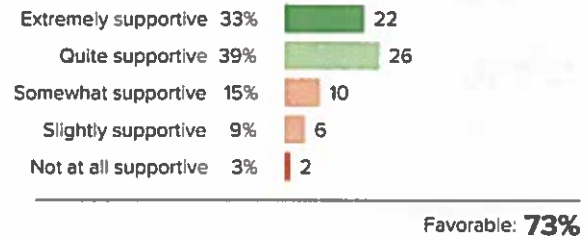




Q.7: How relevant have your professional development opportunities been to the content that you teach?



Q.8: Overall, how supportive has the school been of your growth as a teacher?





School Climate

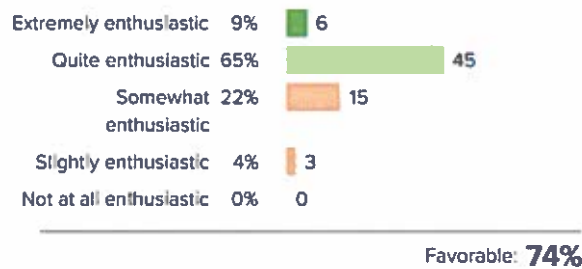
Your average

55%

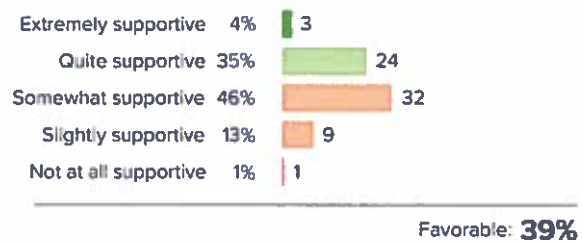
69 responses

How did people respond?

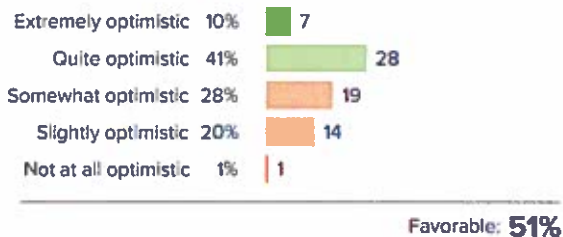
Q.1: On most days, how enthusiastic are the students about being at school?



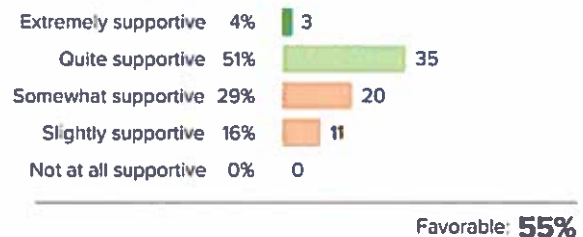
Q.2: When new initiatives to improve teaching are presented at your school, how supportive are your colleagues?



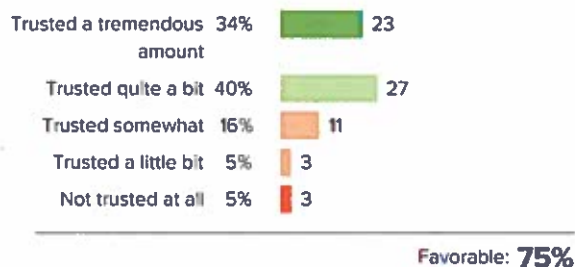
Q.3: How optimistic are you that your school will improve in the future?



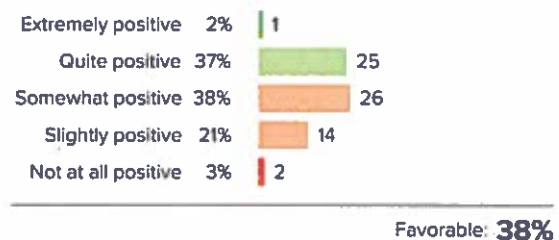
Q.4: How supportive are students in their interactions with each other?



Q.5: To what extent are teachers trusted to teach in the way they think is best?

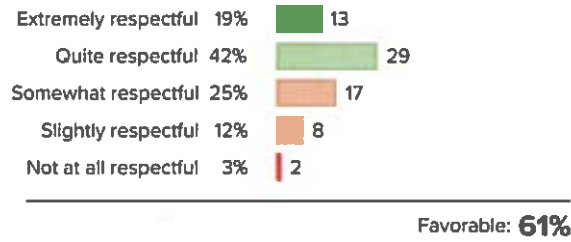


Q.6: How positive are the attitudes of your colleagues?

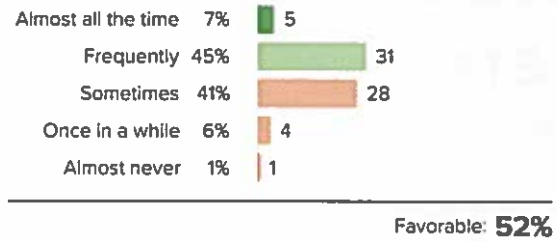




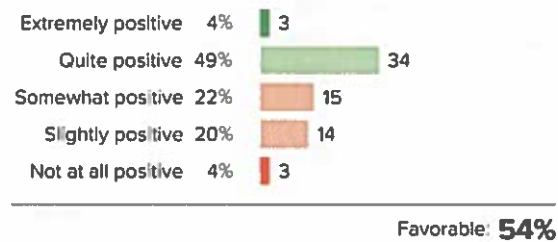
Q.7: How respectful are the relationships between teachers and students?



Q.8: How often do you see students helping each other without being prompted?



Q.9: Overall, how positive is the working environment at your school?



School Leadership

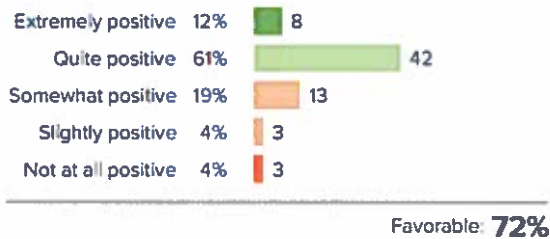
Your average

61%

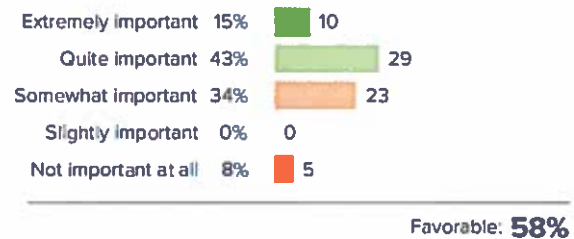
69 responses

How did people respond?

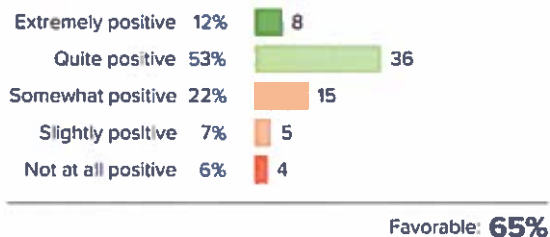
Q.1: How positive is the tone that school leaders set for the culture of the school?



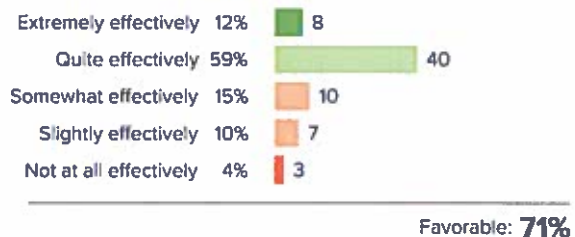
Q.2: For your school leaders, how important is teacher satisfaction?



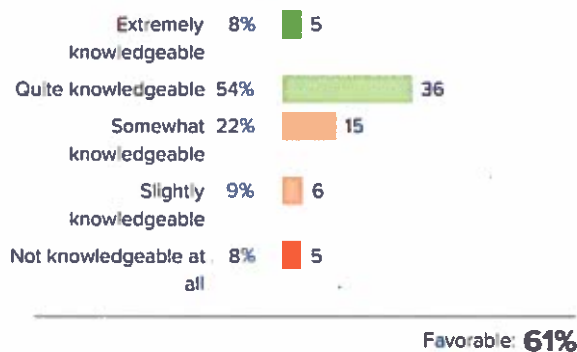
Q.3: Overall, how positive is the influence of the school leaders on the quality of your teaching?



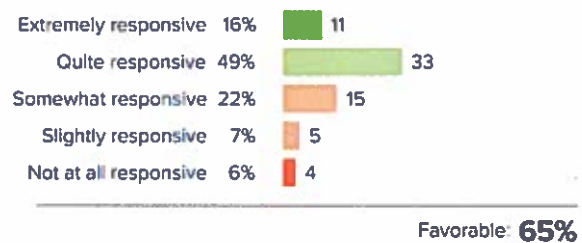
Q.4: How effectively do school leaders communicate important information to teachers?



Q.5: How knowledgeable are your school leaders about what is going on in teachers' classrooms?

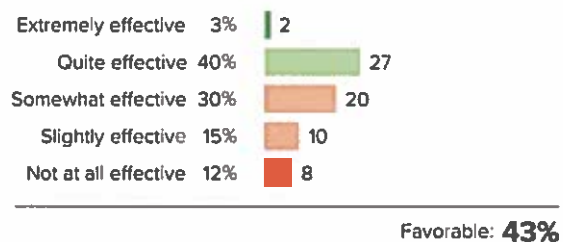


Q.6: How responsive are school leaders to your feedback?

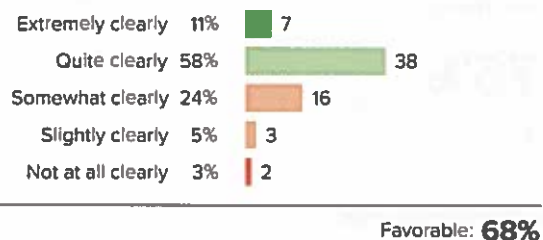




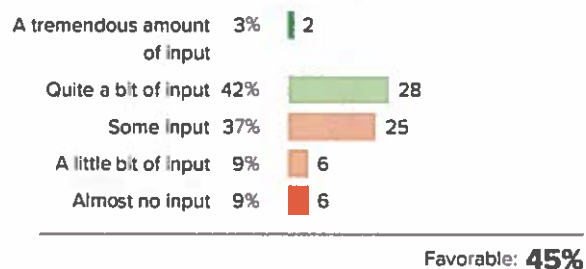
Q.7: How effective are the school leaders at developing rules for students that facilitate their learning?



Q.8: How clearly do your school leaders identify their goals for teachers?



Q.9: When the school makes important decisions, how much input do teachers have?



Staff-Leadership Relationships

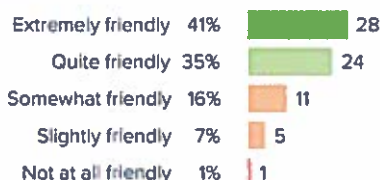
Your average

76%

69 responses

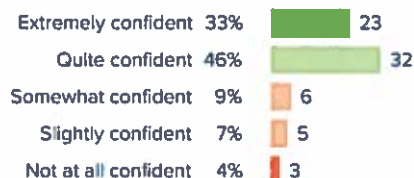
How did people respond?

Q.1: How friendly are your school leaders toward you?



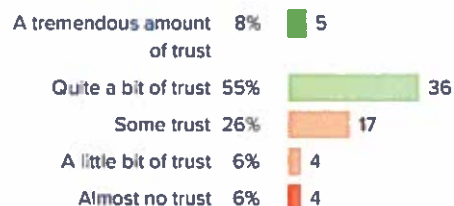
Favorable: **75%**

Q.2: How confident are you that your school leaders have the best interests of the school in mind?



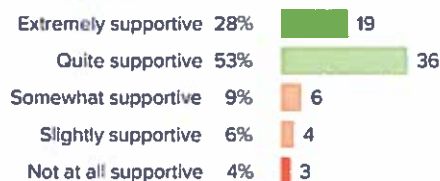
Favorable: **80%**

Q.3: How much trust exists between school leaders and faculty?



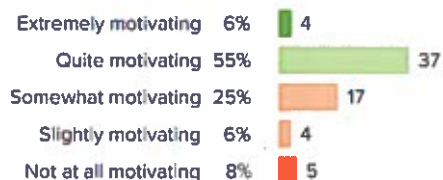
Favorable: **62%**

Q.4: When you face challenges at work, how supportive are your school leaders?



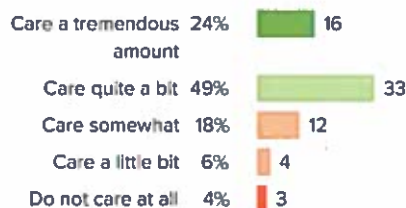
Favorable: **81%**

Q.5: At your school, how motivating do you find working with the leadership team?



Favorable: **61%**

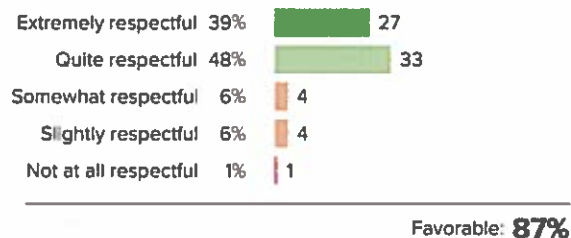
Q.6: How much do your school leaders care about you as an individual?



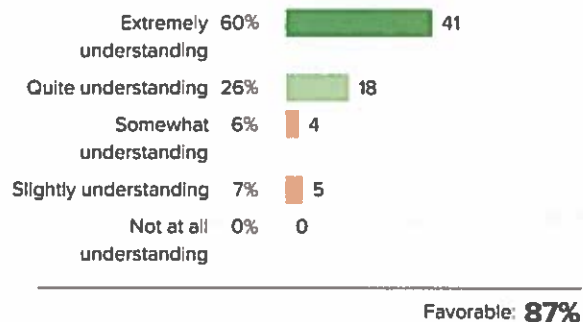
Favorable: **72%**



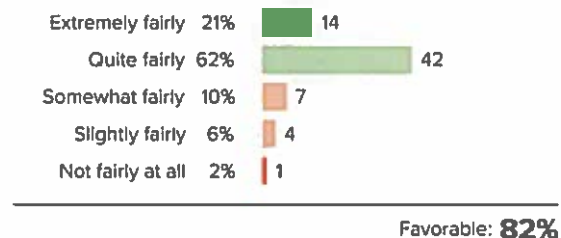
Q.7: How respectful are your school leaders towards you?



Q.8: When challenges arise in your personal life, how understanding are your school leaders?



Q.9: How fairly does the school leadership treat the faculty?

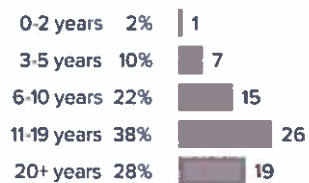




Background Questions

How did people respond?

Q.1: For how many years have you taught?



Q.2: For how many years have you taught at your current school?

