



**TO: Members, Board of Education  
Dr. Albert G. Roberts, Superintendent**

**FROM: Therese M. O'Neill, Assistant Superintendent for Finance & Operations**

**RE: Monthly Treasurer's Report – October 2014**

**DATE: November 18, 2014**

Please find attached the October 2014 monthly Treasurer's report which includes:

- 1) The bank to book cash reconciliation
- 2) Revenue Variance Report – All Funds
- 3) Expenditures Variance Report – All Funds
- 4) By Major Object – Education Fund Year-to-Date Actual compared to Budgeted Expenditures
- 5) PMA Investment Report Portfolio
- 6) IMET Investment Report Portfolio
- 7) Monthly Budget Transfers

CC: Marcy Shannon

**October 31, 2014**

<b>CASH BALANCES</b>	<b>BALANCE</b>	<b>BALANCE</b>
	<b>6/30/2014</b>	<b>10/31/2014</b>
EDUCATION FUND	\$ 26,377,970.85	\$ 34,373,349.20
HEALTH INSURANCE FUND	\$ (218,374.73)	\$ (1,132,679.41)
BUILDINGS AND GROUNDS FUND	\$ (30,850.35)	\$ 1,940,576.80
DEBT SERVICE FUND	\$ 4,451,952.26	\$ 7,628,663.51
TRANSPORTATION FUND	\$ 2,525,174.53	\$ 1,978,785.53
IMRF FUND	\$ 844,499.69	\$ 1,335,357.46
LIFE SAFETY FUND	\$ 174,023.38	\$ 174,193.20
WORKING CASH FUND	\$ 6,075,912.73	\$ 6,049,152.89
CAPITAL PROJECTS FUND	\$ 2,115,594.31	\$ (1,762,445.84)
TORT FUND	\$ (8,912.35)	\$ (8,912.35)
<b>Total Adjusted Cash Balances</b>	<b>\$ 42,306,990.32</b>	<b>\$ 50,576,040.99</b>
Convenience Fund	\$ (621,587.81)	\$ (610,639.38)
Cash Book Balance	\$ 42,928,578.13	\$ 51,186,680.37
<b>Total Adjusted Cash in Bank</b>	<b>\$ 42,925,186.12</b>	<b>\$ 51,186,058.22</b>
<b>Variance</b>	<b>\$ 3,392.01</b>	<b>\$ 622.15</b>

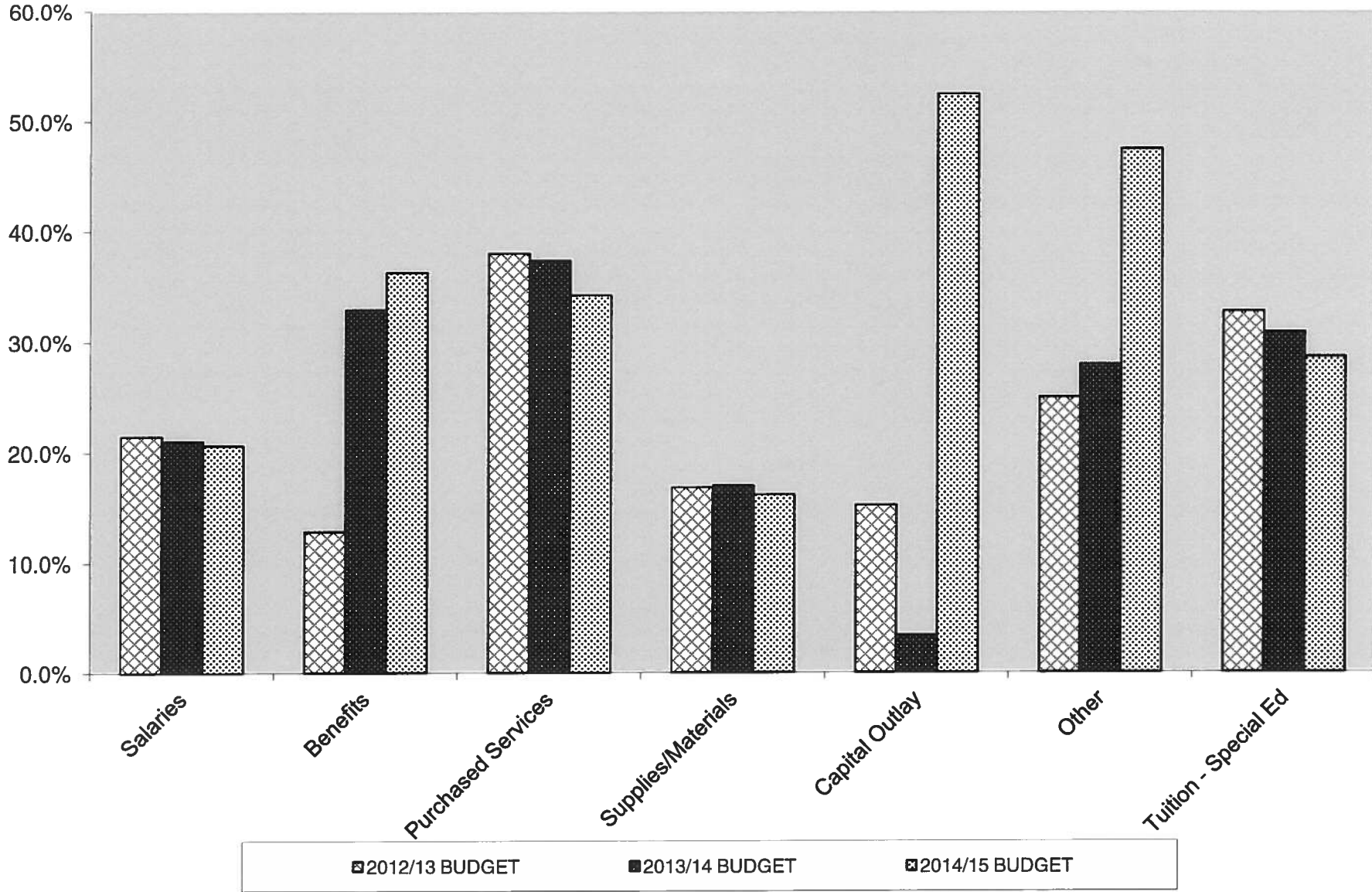
**OAK PARK ELEMENTARY DISTRICT 97**  
**REVENUE VARIANCE REPORT - ALL FUNDS**  
**AS OF October 2014**

October 2014	ANNUAL BUDGETED REVENUES			YTD REVENUE			% OF TOTAL REVENUES			
	<u>2012/13</u> <u>BUDGET</u>	<u>2013/14</u> <u>BUDGET</u>	<u>2014/15</u> <u>BUDGET</u>	<u>2012/13</u> <u>BUDGET</u>	<u>2013/14</u> <u>BUDGET</u>	<u>2014/15</u> <u>BUDGET</u>	<u>2012/13</u> <u>BUDGET</u>	<u>2013/14</u> <u>BUDGET</u>	<u>2014/15</u> <u>BUDGET</u>	<u>% of year</u> <u>completed</u>
<u>Education Fund</u>										
Local taxes	42,610,903	43,515,900	44,652,292	19,239,568	20,569,923	20,606,604	45.2%	47.3%	46.1%	33.33%
CPPRT	1,314,600	1,314,600	1,014,600	441,173	467,522	231,429	33.6%	35.6%	22.8%	33.33%
Investment Earnings	18,100	55,000	55,000	20,337	16,832	38,181	112.4%	30.6%	69.4%	33.33%
Other Local Revenue	3,463,370	3,538,298	3,766,072	1,134,883	1,389,010	1,123,762	32.8%	39.3%	29.8%	33.33%
State Funding	10,790,294	11,184,496	10,158,959	2,271,826	1,614,326	624,443	21.1%	14.4%	6.1%	33.33%
Federal Funding	3,199,205	3,160,336	3,901,134	1,161,283	1,164,567	1,014,239	36.3%	36.8%	26.0%	33.33%
<u>Education Fund Total</u>	61,396,472	62,768,630	63,548,057	24,269,071	25,222,179	23,638,658	39.5%	40.2%	37.2%	33.33%
<u>Buildings &amp; Grounds</u>	5,954,423	6,234,941	7,185,452	3,763,704	3,667,301	4,144,502	63.2%	58.8%	57.7%	33.33%
<u>Debt Service</u>	7,723,181	8,150,003	8,079,175	3,793,667	3,742,005	3,594,514	49.1%	45.9%	44.5%	33.33%
<u>Transportation</u>	3,635,093	3,192,742	2,806,226	1,327,335	1,108,817	526,532	36.5%	34.7%	18.8%	33.33%
<u>IMRF</u>	2,283,230	2,512,746	2,206,661	977,324	1,151,644	1,120,807	42.8%	45.8%	50.8%	33.33%
<u>Capital Projects</u>	91,150	336,300	-	38,315	335,378	-	42.0%	99.7%	0.0%	33.33%
<u>Working Cash</u>	3,691,584	3,116,000	3,625,000	12,815	9,328	22,184	0.3%	0.3%	0.6%	33.33%
<u>Life Safety</u>	150	-	275	99	72	171	65.7%	0.0%		33.33%
<u>Tort</u>	-	-	-	-	-	-	0.0%	0.0%	0.0%	33.33%
<b>GRAND TOTAL</b>	84,775,283	86,311,362	87,450,846	34,182,329	35,236,723	33,047,367	40.3%	40.8%	37.8%	33.33%

**OAK PARK ELEMENTARY DISTRICT 97**  
**EXPENDITURE VARIANCE REPORT - ALL FUNDS**  
**AS OF October 2014**

October 2014	ANNUAL BUDGETED EXPENDITURES			YTD EXPENDITURES			% OF TOTAL EXPENDITURES			
	<u>2012/13</u> <u>BUDGET</u>	<u>2013/14</u> <u>BUDGET</u>	<u>2014/15</u> <u>BUDGET</u>	<u>2012/13</u> <u>BUDGET</u>	<u>2013/14</u> <u>BUDGET</u>	<u>2014/15</u> <u>BUDGET</u>	<u>2012/13</u> <u>BUDGET</u>	<u>2013/14</u> <u>BUDGET</u>	<u>2014/15</u> <u>BUDGET</u>	<u>% of year</u> <u>completed</u>
<u>Education Fund</u>										
Salaries	43,969,959	46,349,629	47,638,280	9,425,818	9,727,744	9,816,200	21.4%	21.0%	20.6%	33.33%
Benefits	5,857,248	6,144,159	6,824,749	751,645	2,021,006	2,473,548	12.8%	32.9%	36.2%	33.33%
Purchased Services	4,228,036	4,620,295	5,375,514	1,604,139	1,723,182	1,836,009	37.9%	37.3%	34.2%	33.33%
Supplies/Materials	2,358,854	2,374,412	2,896,747	395,385	402,166	466,920	16.8%	16.9%	16.1%	33.33%
Capital Outlay	604,675	774,900	658,568	91,745	25,958	344,810	15.2%	3.3%	52.4%	33.33%
Other	216,600	212,900	188,500	53,985	59,367	89,331	24.9%	27.9%	47.4%	33.33%
Tuition - Special Ed	2,800,000	2,775,000	2,775,000	915,073	854,172	792,007	32.7%	30.8%	28.5%	33.33%
<u>Education Fund Total</u>	<u>60,035,372</u>	<u>63,251,295</u>	<u>66,357,358</u>	<u>13,237,790</u>	<u>14,813,594</u>	<u>15,818,825</u>	<u>22.0%</u>	<u>23.4%</u>	<u>23.8%</u>	<u>33.33%</u>
<u>Buildings &amp; Grounds</u>	6,240,121	6,147,234	6,585,140	2,017,864	2,063,923	2,173,335	32.3%	33.6%	33.0%	33.33%
<u>Debt Service</u>	8,365,790	8,660,789	8,606,474	464,997	422,006	417,803	5.6%	4.9%	4.9%	33.33%
<u>Transportation</u>	3,160,812	3,239,277	3,337,702	1,020,886	1,024,825	1,072,921	32.3%	31.6%	32.1%	33.33%
<u>IMRF</u>	2,217,300	2,248,250	2,389,520	556,947	602,626	629,949	25.1%	26.8%	26.4%	33.33%
<u>Capital Projects</u>	4,389,741	5,103,376	5,510,872	2,833,073	3,509,058	3,878,040	64.5%	68.8%	70.4%	33.33%
<u>Life Safety</u>	-	-	-	-	-	-	-	0.0%	0.0%	33.33%
<u>Tort</u>	-	-	-	-	-	-	0.0%	0.0%	0.0%	33.33%
<b>GRAND TOTAL</b>	<b>84,409,136</b>	<b>88,650,221</b>	<b>92,787,066</b>	<b>20,131,557</b>	<b>22,436,032</b>	<b>23,990,874</b>	<b>23.8%</b>	<b>25.3%</b>	<b>25.9%</b>	<b>33.33%</b>


**EDUCATION FUND AS OF 10/31/2014  
YEAR-TO-DATE ACTUAL COMPARED TO BUDGETED EXPENDITURES**



**BUDGET TRANSFERS**

for the month of October 2014

<b>BJE#</b>	<b>Date</b>	<b>Account # From</b>	<b>Account # To</b>	<b>Dollar Amount</b>	<b>Reason</b>
1	10/8/2014	101.M.20.111.0413	101.M.20.111.0414	\$1,072.00	To cover shortage in Clay account
2	10/8/2014	101.M.92.231.0600	101.M.92.231.0424	\$2,000.00	To cover shortage in negotioation /meeting account
3	10/21/2014	101.M.96.221.0600	101.M.02.221.0117	\$16,500.00	To create reading tutor line Lincoln school
4	10/21/2014	101.M.92.231.0314	101.M.92.231.0361	\$1,000.00	Annual amount Board Bk account
5	10/30/2014	101.E.00.266.0409	101.M.27.266.0327	\$5,750.00	To move monies from individual school accounts
5	10/30/2014	101.F.00.111.0420	101.M.27.266.0327	\$11,517.00	to master holding account for Projector initiative
5	10/30/2014	101.H.00.111.0411	101.M.27.266.0327	\$2,500.00	
5	10/30/2014	101.H.00.111.0420	101.M.27.266.0327	\$2,500.00	
5	10/30/2014	101.J.00.266.0409	101.M.27.266.0327	\$4,281.00	
5	10/30/2014	101.D28.111.0409	101.M.27.266.0327	\$11,400.00	



11572-101  
 OAK PARK S.D. 97 / GENERAL FUND  
 THERESE O'NEILL  
 970 MADISON STREET

**Activity Statement**  
 FRI, Liquid Class, Max Class (Combined)

PMA Financial Network, Inc.  
 2135 CityGate Lane  
 7th Floor  
 Naperville, Illinois 60563  
 Telephone . (630) 657-6400  
 Facsimile . (630) 718-8701  
<http://eps.pmanetwork.com/>

TF 3119

OAK PARK, IL 60302-


10/1/14 to 10/31/14

**Investment Portfolio**

As of 10/31/14

**Current Portfolio**

Desk	Trans	Trade	Settlement	Maturity	Provider/Instrument Name	Face Amount	Cost	Rate	Market Value
MMA			10/31/14		ISDLAF+ LIQ Account	\$8,625,282.73	\$8,625,282.73	0.010	\$8,625,282.73
MMA			10/31/14		ISDLAF+ MAX Account	\$2,273,149.41	\$2,273,149.41	0.040	\$2,273,149.41
CD	189219	8/22/13	8/22/13	11/19/14	BANK OF NEW ENGLAND	\$249,313.47	\$248,400.00	0.300	\$248,400.00
CD	185575	5/29/13	5/29/13	11/26/14	BRIDGEWATER BANK	\$249,302.14	\$248,000.00	0.351	\$248,000.00
CD	185576	5/29/13	5/29/13	11/26/14	BANCO POPULAR NORTH AMERICA	\$84,439.80	\$84,000.00	0.350	\$84,000.00
CD	185577	5/29/13	5/29/13	11/26/14	BANCO POPULAR NORTH AMERICA	\$81,223.05	\$80,800.00	0.350	\$80,800.00
CD	185578	5/29/13	5/29/13	11/26/14	BANCO POPULAR NORTH AMERICA	\$83,434.57	\$83,000.00	0.350	\$83,000.00
CD	185579	5/29/13	5/29/13	11/26/14	CAPITOL BANK	\$249,403.15	\$248,300.00	0.297	\$248,300.00
CD	185580	5/29/13	5/29/13	11/26/14	WINTRUST BANK/NORTH SHORE COMM B&TC	\$249,918.40	\$248,800.00	0.301	\$248,800.00
DTC	30339	8/22/13	8/30/13	12/1/14	0.45% - Safra National Bank Certificate of Deposit	\$249,000.00	\$249,437.19	0.310	\$249,007.47
CD	183814	3/20/13	3/20/13	1/28/15	BEVERLY BANK & TRUST CO, NA- WINTRUST	\$248,591.08	\$247,200.00	0.303	\$247,200.00
CD	183815	3/20/13	3/20/13	1/28/15	ST. CHARLES B&TC - WINTRUST	\$248,591.08	\$247,200.00	0.303	\$247,200.00
CD	183816	3/20/13	3/20/13	1/28/15	WHEATON BANK AND TRUST - WINTRUST	\$248,591.08	\$247,200.00	0.303	\$247,200.00
CD	183817	3/20/13	3/20/13	1/28/15	CENTENNIAL BANK / LIBERTY BANK OF ARKANSAS	\$249,970.08	\$248,600.00	0.300	\$248,600.00
CD	183809	3/20/13	3/20/13	3/25/15	IDB BANK- NY	\$248,750.66	\$246,800.00	0.393	\$246,800.00
CD	183810	3/20/13	3/20/13	3/25/15	BANK OF THE WEST	\$249,990.95	\$248,200.00	0.358	\$248,200.00
CD	183811	3/20/13	3/20/13	3/25/15	SONABANK	\$249,949.30	\$248,200.00	0.350	\$248,200.00
CD	183813	3/20/13	3/20/13	3/25/15	MIDLAND STATES BANK	\$213,716.94	\$212,200.00	0.355	\$212,200.00
CD	188849	8/15/13	8/15/13	3/25/15	GBC INTERNATIONAL BANK	\$249,096.04	\$247,900.00	0.300	\$247,900.00
CD	188850	8/15/13	8/15/13	3/25/15	STATE BANK OF INDIA (NY)	\$249,297.00	\$248,100.00	0.300	\$248,100.00
CD	188851	8/15/13	8/15/13	3/25/15	LUANA SAVINGS BANK	\$249,096.04	\$247,900.00	0.300	\$247,900.00
DTC	29425	3/19/13	3/27/13	3/27/15	0.5% - Goldman Sachs Bank USA Certificate of Deposit	\$249,000.00	\$249,489.45	0.401	\$249,032.37
DTC	29426	3/19/13	3/27/13	3/27/15	0.55% - Discover Bank Certificate of Deposit	\$249,000.00	\$249,238.13	0.502	\$249,139.44
CD	201250	8/29/14	8/29/14	9/1/15	UNITY NATIONAL BANK OF HOUSTON	\$249,680.47	\$248,800.00	0.351	\$248,800.00
CD	201251	8/29/14	8/29/14	9/1/15	BANK OF THE OZARKS	\$249,876.31	\$249,000.00	0.351	\$249,000.00
CD	201252	8/29/14	8/29/14	9/1/15	ENERBANK USA	\$249,376.90	\$248,500.00	0.350	\$248,500.00
CD	201253	8/29/14	8/29/14	9/1/15	FIRST STATE BANK OF BLOOMINGTON	\$249,379.40	\$248,500.00	0.351	\$248,500.00



**11572-101**  
**OAK PARK S.D. 97 / GENERAL FUND**  
**THERESE O'NEILL**  
**970 MADISON STREET**


**Activity Statement**  
**FRI, Liquid Class, Max Class (Combined)**

**PMA Financial Network, Inc.**  
 2135 CityGate Lane  
 7th Floor  
 Naperville, Illinois 60563  
 Telephone . (630) 657-6400  
 Facsimile . (630) 718-8701  
<http://eps.pmanetwork.com/>

**10/1/14 to 10/31/14**

TF 3119	OAK PARK, IL 60302-								
CD	201254	8/29/14	8/29/14	9/1/15	FINANCIAL FEDERAL BANK	\$249,376.90	\$248,500.00	0.350	\$248,500.00
CD	201255	8/29/14	8/29/14	9/1/15	BREMER BANK, NA	\$249,376.90	\$248,500.00	0.350	\$248,500.00
DTC	32643	8/29/14	9/5/14	9/4/15	0.45% - First Niagara Bank Certificate of Deposit	\$248,000.00	\$248,246.67	0.350	\$247,722.24
DTC	32650	8/29/14	9/4/14	9/4/15	0.45% - Bank Of China Certificate of Deposit	\$248,000.00	\$247,753.36	0.550	\$247,722.24
CD	201545	9/5/14	9/5/14	9/8/15	MODERN BANK, NATIONAL ASSOCIATION	\$249,985.30	\$249,100.00	0.353	\$249,100.00
CD	201546	9/5/14	9/5/14	9/8/15	GRANITE COMMUNITY BANK / FIRST NB OF COLD SPRING	\$249,477.26	\$248,600.00	0.350	\$248,600.00
CD	201547	9/5/14	9/5/14	9/8/15	UNITED TEXAS BANK	\$249,985.37	\$249,000.00	0.393	\$249,000.00
CD	201548	9/5/14	9/5/14	9/8/15	TEXAS CAPITAL BANK	\$249,981.53	\$249,100.00	0.351	\$249,100.00
CD	201549	9/5/14	9/5/14	9/8/15	AFFILIATED BANK	\$249,960.19	\$249,100.00	0.343	\$249,100.00
CD	201550	9/5/14	9/5/14	9/8/15	VIBRA BANK	\$249,960.19	\$249,100.00	0.343	\$249,100.00
CD	201551	9/5/14	9/5/14	9/8/15	PEOPLEFIRST BANK	\$249,964.22	\$249,100.00	0.347	\$249,100.00
DTC	32783	9/5/14	9/10/14	9/10/15	0.45% - Americanwest Bank Certificate of Deposit	\$248,000.00	\$248,247.14	0.350	\$247,702.40
DTC	32647	8/29/14	9/11/14	9/11/15	0.5% - Synovus Bank Certificate of Deposit	\$248,000.00	\$248,370.70	0.350	\$247,801.60
CD	195131	3/27/14	3/27/14	9/28/15	PRIVATE BANK - MI	\$249,931.00	\$248,400.00	0.409	\$248,400.00
CD	195132	3/27/14	3/27/14	9/28/15	COMMUNITY STATE BANK - OK	\$249,911.12	\$248,600.00	0.350	\$248,600.00
CD	195133	3/27/14	3/27/14	9/28/15	ONEWEST BANK, NA	\$249,950.44	\$248,600.00	0.360	\$248,600.00
CD	195134	3/27/14	3/27/14	9/28/15	INDEPENDENT BANK / BANK OF HOUSTON	\$249,911.12	\$248,600.00	0.350	\$248,600.00
CD	195135	3/27/14	3/27/14	9/28/15	ONB BANK AND TRUST COMPANY	\$249,899.42	\$248,600.00	0.351	\$248,600.00
CD	195136	3/27/14	3/27/14	9/28/15	ABC BANK / AUSTIN BANK OF CHICAGO	\$249,911.11	\$248,600.00	0.350	\$248,600.00
CD	195137	3/27/14	3/27/14	9/28/15	NATIONAL BANK OF COXSACKIE	\$249,911.11	\$248,600.00	0.350	\$248,600.00
CD	195143	3/28/14	3/28/14	9/28/15	EAST WEST BANK	\$249,908.73	\$248,600.00	0.350	\$248,600.00
CD	195250	3/31/14	3/31/14	10/1/15	EAST WEST BANK	\$4,021,057.53	\$4,000,000.00	0.350	\$4,000,000.00
DTC	31687	4/1/14	4/9/14	10/9/15	0.3% - Ally Bank Certificate of Deposit	\$249,000.00	\$248,813.73	0.350	\$248,843.13
CD	201239	8/29/14	8/29/14	8/29/16	TRIUMPH COMMUNITY BANK / THE NATIONAL BANK	\$249,919.95	\$245,500.00	0.899	\$245,500.00
CD	201240	8/29/14	8/29/14	8/29/16	STEARNS BANK NA (N)	\$249,932.11	\$247,000.00	0.593	\$247,000.00
CD	201241	8/29/14	8/29/14	8/29/16	KANSAS STATE BANK OF MANHATTAN	\$249,927.16	\$247,000.00	0.592	\$247,000.00
CD	201242	8/29/14	8/29/14	8/29/16	INDEPENDENCE BANK- MT	\$249,983.31	\$247,300.00	0.542	\$247,300.00
CD	201243	8/29/14	8/29/14	8/29/16	FIRST NATIONAL BANK	\$249,938.78	\$247,300.00	0.533	\$247,300.00
CD	201244	8/29/14	8/29/14	8/29/16	CITIZENS B&TC OF JACKSON	\$248,517.45	\$246,200.00	0.470	\$246,200.00
CD	201245	8/29/14	8/29/14	8/29/16	FIRST NB OF MCGREGOR	\$248,517.45	\$246,200.00	0.470	\$246,200.00
CD	201246	8/29/14	8/29/14	8/29/16	SEASIDE NATIONAL BANK & TRUST	\$248,519.28	\$246,200.00	0.470	\$246,200.00
CD	201247	8/29/14	8/29/14	8/29/16	BANK OF RUSTON	\$248,620.22	\$246,300.00	0.470	\$246,300.00
CD	201248	8/29/14	8/29/14	8/29/16	VIRGINIA HERITAGE BANK	\$247,992.55	\$245,700.00	0.470	\$245,700.00





11572-101  
 OAK PARK S.D. 97 / GENERAL FUND  
 THERESE O'NEILL  
 970 MADISON STREET

PMA Financial Network, Inc.  
 2135 CityGate Lane  
 7th Floor  
 Naperville, Illinois 60563  
 Telephone . (630) 657-6400  
 Facsimile . (630) 718-8701  
<http://eps.pmanetwork.com/>

# Activity Statement

FRI, Liquid Class, Max Class (Combined)

10/1/14 to 10/31/14

TF 3119	OAK PARK, IL 60302-								
CD	201249	8/29/14	8/29/14	8/29/16	WESTERN ALLIANCE BANK / TORREY PINES BANK	\$248,006.67	\$245,700.00	0.470	\$245,700.00
DTC	32652	8/29/14	9/5/14	9/6/16	0.85% - GE Capital Bank Certificate of Deposit	\$248,000.00	\$248,485.45	0.751	\$246,251.60
DTC	32654	8/29/14	9/4/14	9/6/16	0.7% - Capital One Bank (usa), National Association Certificate of Deposit	\$249,000.00	\$249,491.41	0.601	\$247,690.26
CDR	201685	9/11/14	9/11/14	9/8/16	Park National Bank	\$243,371.05	\$241,115.71	0.470	\$241,115.71
CDR	201685	9/11/14	9/11/14	9/8/16	WashingtonFirst Bank	\$243,371.05	\$241,115.71	0.470	\$241,115.71
CDR	201685	9/11/14	9/11/14	9/8/16	Regent Bank	\$243,371.05	\$241,115.71	0.470	\$241,115.71
CDR	201685	9/11/14	9/11/14	9/8/16	AVB Bank	\$243,371.05	\$241,115.71	0.470	\$241,115.71
CDR	201685	9/11/14	9/11/14	9/8/16	Landmark Bank, N.A.	\$168,847.61	\$167,282.88	0.470	\$167,282.88
CDR	201685	9/11/14	9/11/14	9/8/16	Texas Champion Bank	\$162,247.37	\$160,743.81	0.470	\$160,743.81
CDR	201685	9/11/14	9/11/14	9/8/16	Georgia Banking Company	\$129,747.77	\$128,545.39	0.470	\$128,545.39
CDR	201685	9/11/14	9/11/14	9/8/16	Franklin Synergy Bank / MidSouth Bank	\$79,703.71	\$78,965.08	0.470	\$78,965.08
CDR	201686	9/11/14	9/11/14	9/8/16	ViewPoint Bank (MHC)	\$243,613.65	\$241,356.17	0.470	\$241,356.17
CDR	201686	9/11/14	9/11/14	9/8/16	Jonestown Bank and Trust	\$243,613.65	\$241,356.17	0.470	\$241,356.17
CDR	201686	9/11/14	9/11/14	9/8/16	Tristate Capital Bank	\$243,613.65	\$241,356.17	0.470	\$241,356.17
CDR	201686	9/11/14	9/11/14	9/8/16	Franklin Synergy Bank / MidSouth Bank	\$163,828.46	\$162,310.32	0.470	\$162,310.32
CDR	201686	9/11/14	9/11/14	9/8/16	IBERIABANK	\$114,683.90	\$113,621.17	0.470	\$113,621.17
DTC	32657	8/29/14	9/12/14	9/12/16	0.65% - Everbank Certificate of Deposit	\$249,000.00	\$249,488.82	0.551	\$247,421.34

**Totals for Period:** \$32,115,138.39 \$32,000,194.19 \$31,991,466.23

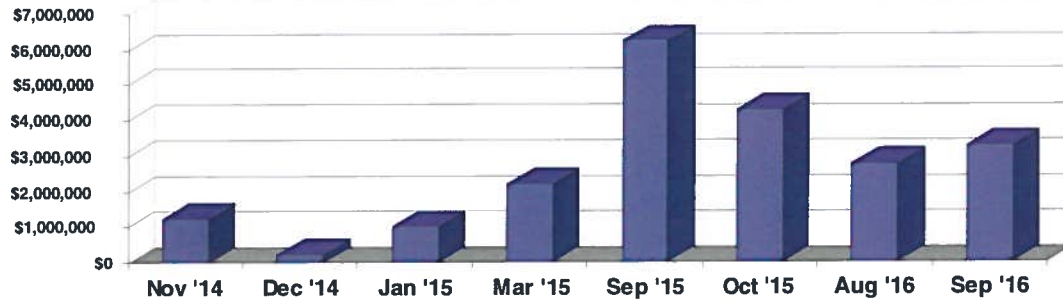
Note: Weighted Yield & Weighted Average Portfolio Maturity are calculated only on the CDR, CD, DTC, TS, CP, & SEC desk.

Time and Dollar Weighted Portfolio Yield: 0.442 % Weighted Ave. Portfolio Maturity: 372.09 Days

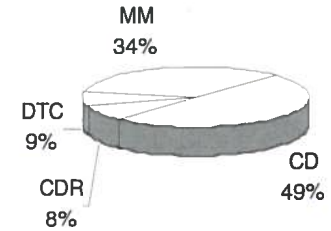
CDR: 7.81% CD: 49.58% DTC: 8.55%  
 MM: 34.06% CP: 0.00% SEC: 0.00%

**Activity Statement**  
**FRI, Liquid Class, Max Class (Combined)**


**10/1/14 to 10/31/14**



**Portfolio Maturity Summary - Maturing \$/Month**



**Portfolio Allocation by Transaction Type**



11572-101  
OAK PARK S.D. 97 / GENERAL FUND  
THERESE O'NEILL  
970 MADISON STREET

# Activity Statement

FRI, Liquid Class, Max Class (Combined)

**PMA Financial Network, Inc.**  
2135 CityGate Lane  
7th Floor  
Naperville, Illinois 60563  
Telephone . (630) 657-6400  
Facsimile . (630) 718-8701  
<http://eps.pmanetwork.com/>

TF 3119

OAK PARK, IL 60302-

10/1/14 to 10/31/14

All securities and money market fund share transactions were executed through PMA Securities, Inc. All certificates of deposit ("CD"), savings deposit accounts ("SDA") and commercial paper ("CP") are executed through PMA Financial Network, Inc. PMA Securities, Inc. is a registered broker dealer with the FINRA, and SIPC. PMA Securities, Inc. and PMA Financial Network, Inc. are operated under common ownership.

#### Fixed Rate Investment Activity

This section shows all of the fixed term investments purchased and sold, maturities, interest received, and activity. This will include all CD, SDA, CP purchased through PMA Financial Network, Inc. and securities and money market fund purchased through PMA Securities, Inc. It also shows the approximate market value of each security whose price is obtained from an independent source believed to be reliable. However, PMA cannot guarantee their accuracy. This data is provided for informational purposes only. Listed values should not be interpreted as an offer to buy or sell at a specific price. CD's and CP are listed at their original cost. Redemption of a CD prior to maturity may result in early withdrawal penalties. Market values are based on the last day of the month for which this report date range is ending. If the run date of this report is prior to the end of the current month the market values are listed as equivalent to the cost values.

CD's with the code (TR) are for client reporting purposes only. PMA Financial Network, Inc. did not act as agent for in the noted transactions. These transactions were built by PMA Financial Network's system for the convenience of reporting all client transactions, but were executed directly with the listed bank. PMA Financial Network relies on the information provided by the bank and public bodies to track these CD's. PMA Financial Network is not responsible for the accuracy of the information that is provided on these CD's. Furthermore, PMA is not responsible for the performance of these transactions or the underlying banks. All inquiries should be directed to the bank.

#### ISDLAF+ Activity

This section shows all of the activity in the Liquid and Max Class. The Average Rate represents the average net interest rate over the previous month which is then annualized. Income Summary represents the interest earned for the Month and Fiscal Year to Date. Information regarding the ISDLAF+ investment objectives, risks, charges and expenses can be found in the ISDLAF+ information statement, which can be obtained at [www.isdlafplus.com](http://www.isdlafplus.com) or by calling PMA at the phone number listed.

The performance data featured represents past performance, which is no guarantee of future results. Investment returns will fluctuate. Current performance may be higher or lower than the performance data quoted. Please call PMA for the most recent performance figures.

An investment in the Multi-Class Series or any Term Series is not a bank deposit and is not insured or guaranteed by the Federal Deposit Insurance Corporation or any other governmental or private agency. Although the Liquid Class and MAX Class of the Multi-Class Series each seeks to maintain a stable value of \$1.00 per share, it is possible to lose money by investing in the Multi-Class Series. It also is possible to lose money by investing in a Term Series, which may impose a substantial penalty for redemption prior to the full term of the Series.

#### Additional Disclosures

All funds, and/or securities are located and safe kept in an account under the clients name at their custodial bank. Any certificates of deposit listed are located in the clients name at the respective bank. You can contact your Portfolio Advisor at the phone number listed to address any account inquiries. It is recommended that any oral communications should be re-confirmed in writing to further protect your rights, including rights under the Securities Investor Protection Act.

#### Debt Securities

Some debt securities are subject to redemption prior to maturity. In the event of a partial or whole call of a security, the securities call will be automatically selected on a random basis as is customary in the securities industry. The probability that your securities will be selected is proportional to the amount of your holdings relative to the total holdings. Redemption prior to maturity could affect the yield represented. Additional information is available upon request.

A financial statement of PMA Securities, Inc. is available for inspection at its office or a copy will be mailed to you upon written request.

**FOR A CHANGE OF ADDRESS, PLEASE NOTIFY YOUR PORTFOLIO ADVISOR IN WRITING TO THE ADDRESS LISTED ON THIS STATEMENT.**

**PLEASE ADVISE PMA IMMEDIATELY OF ANY DISCREPANCIES ON YOUR STATEMENT.**

In accordance with FINRA Rule 2280, PMA Securities, Inc. is providing the following information in the event you wish to contact FINRA. You may call (301) 590-6500 or write to FINRA at 1735 K Street NW, Washington, D.C. 20006-1500. In addition to the public disclosure number (800) 289-9999, FINRA provides an investor brochure which describes their Public Disclosure Program. Additional information is also available at [www.finra.org](http://www.finra.org).



# IMET Activity Statement

10/01/14 to 10/31/14

## Oak Park Elementary School District 97

### IMET Activity

### 1-3 Year Fund

#### General (20422-101)

Transaction	Settle Date	Transaction Description	Dollar Amount	Share Price	Shares	Shares Held
	09/30/14	BALANCE FORWARD	\$0.00	19.107	-	0.000
Account Value as of 10/31/14			\$0.00	19.141		0.000

### Convenience Fund

#### General (20422-101)

Transaction	Settle Date	Transaction Description	Dollar Amount	Share Price	Shares	Shares Held
	09/30/14	BALANCE FORWARD	\$25,449,606.74	1.000		25,449,606.740
45500	10/09/14	MISCELLANEOUS REDEMPTION RESTRICTED ACCOUNT PER THE 10/8/14 PARTICIPANT DISCLOSURE	\$705,442.06 -		705,442.060 -	
46414	10/29/14	ONLINE WIRE REDEMPTION	\$8,000,000.00 -		8,000,000.000 -	
47781	10/31/14	DIVIDEND REINVEST	\$8,736.72		8,736.720	
Account Value as of 10/31/14			\$16,752,901.40	1.000		16,752,901.400

Thank you for your business. If you have any questions about these transactions, call 888-288-4638.

## IMPORTANT DISCLOSURES

### IMET Activity

This section shows all of the activity in the 1-3 Year Fund and the Convenience Fund. The Share Price represents the closing Net Asset Value of the respective fund as the end date on this statement.

Information regarding the IMET's investment objectives, risks, charges and expenses can be found in the IMET Offering Circular, which can be obtained by calling the IMET home office at 630-571-0480 x229.

### Additional Disclosures

Any performance data featured represents past performance, which is no guarantee of future results. Investment return and the share price of the 1-3 Year Fund will fluctuate. Current performance may be higher or lower than the performance data quoted. Please call IMET for the most recent performance figures.

Pursuant to an agreement between IMET and JP Morgan Chase NA, deposits in the Convenience Fund are collateralized to a minimum level of 110% by guaranteed obligations of the US Treasury. For additional information regarding the collateral agreement please contact IMET at 630-571-0480 x229. The Convenience Fund will be managed so as to maintain a stable \$1.00 share price, although there is no guarantee that it will do so.

**FOR A CHANGE OF ADDRESS, PLEASE NOTIFY IMET IN WRITING.**

**PLEASE ADVISE IMET IMMEDIATELY OF ANY DISCREPANCIES ON YOUR STATEMENT BY CALLING 1-888-288-IMET (4638).**

### Anti-Money Laundering Disclosure

Notice: Pursuant to the US regulations issued under Section 311 of the USA Patriot Act, 31 CFR 103.192, we are prohibited from opening or maintaining a correspondent account for, or on behalf of, the country of Myanmar, the country of Nauru, the Commercial Bank of Syria, its subsidiary Syrian Lebanese Commercial Bank, VEF Banka and its subsidiaries, Infobank and its subsidiaries, Asia Wealth Bank, Myanmar Mayflower Bank, and Banco Delta SARL, including its subsidiaries Delta Asia Credit Limited and Delta Asia Insurance Limited. The regulations also require us to notify you that your account may not be used to provide the listed foreign banks with access to our financial institution. If we become aware that the listed foreign banks are indirectly using your account, we will be required to take appropriate steps to prevent such access, including terminating your account.

**Thank you for your business. If you have any questions about these transactions, call 888-288-4638.**



# IMET Activity Statement

10/01/14 to 10/31/14

## Oak Park Elementary School District 97

### IMET Activity

### 1-3 Year Fund

#### Bond Proceeds (20422-201)

Transaction	Settle Date	Transaction Description	Dollar Amount	Share Price	Shares	Shares Held
	09/30/14	BALANCE FORWARD	\$0.00	19.107		0.000
<b>Account Value as of 10/31/14</b>			<b>\$0.00</b>	<b>19.141</b>		<b>0.000</b>

### Convenience Fund

#### Bond Proceeds (20422-201)

Transaction	Settle Date	Transaction Description	Dollar Amount	Share Price	Shares	Shares Held
	09/30/14	BALANCE FORWARD	\$1,765,699.37	1.000		1,765,699.370
45501	10/09/14	MISCELLANEOUS REDEMPTION RESTRICTED ACCOUNT PER THE 10/8/14 PARTICIPANT DISCLOSURE	\$48,943.73 -		48,943.730 -	
47782	10/31/14	DIVIDEND REINVEST	\$624.57		624.570	
<b>Account Value as of 10/31/14</b>			<b>\$1,717,380.21</b>	<b>1.000</b>		<b>1,717,380.210</b>

Thank you for your business. If you have any questions about these transactions, call 888-288-4638.

## IMPORTANT DISCLOSURES

### IMET Activity

This section shows all of the activity in the 1-3 Year Fund and the Convenience Fund. The Share Price represents the closing Net Asset Value of the respective fund as the end date on this statement.

Information regarding the IMET's investment objectives, risks, charges and expenses can be found in the IMET Offering Circular, which can be obtained by calling the IMET home office at 630-571-0480 x229.

### Additional Disclosures

Any performance data featured represents past performance, which is no guarantee of future results. Investment return and the share price of the 1-3 Year Fund will fluctuate. Current performance may be higher or lower than the performance data quoted. Please call IMET for the most recent performance figures.

Pursuant to an agreement between IMET and JP Morgan Chase NA, deposits in the Convenience Fund are collateralized to a minimum level of 110% by guaranteed obligations of the US Treasury. For additional information regarding the collateral agreement please contact IMET at 630-571-0480 x229. The Convenience Fund will be managed so as to maintain a stable \$1.00 share price, although there is no guarantee that it will do so.

**FOR A CHANGE OF ADDRESS, PLEASE NOTIFY IMET IN WRITING.**

**PLEASE ADVISE IMET IMMEDIATELY OF ANY DISCREPANCIES ON YOUR STATEMENT BY CALLING 1-888-288-IMET (4638).**

### Anti-Money Laundering Disclosure

Notice: Pursuant to the US regulations issued under Section 311 of the USA Patriot Act, 31 CFR 103.192, we are prohibited from opening or maintaining a correspondent account for, or on behalf of, the country of Myanmar, the country of Nauru, the Commercial Bank of Syria, its subsidiary Syrian Lebanese Commercial Bank, VEF Bank and its subsidiaries, Infobank and its subsidiaries, Asia Wealth Bank, Myanmar Mayflower Bank, and Banco Delta SARL, including its subsidiaries Delta Asia Credit Limited and Delta Asia Insurance Limited. The regulations also require us to notify you that your account may not be used to provide the listed foreign banks with access to our financial institution. If we become aware that the listed foreign banks are indirectly using your account, we will be required to take appropriate steps to prevent such access, including terminating your account.

**Thank you for your business. If you have any questions about these transactions, call 888-288-4638.**



# IMET Activity Statement

10/01/14 to 10/31/14

**Oak Park Elementary School District 97**

**IMET Activity**

## 1-3 Year Fund

**General – Restricted (20422-901)**

Transaction	Settle Date	Transaction Description	Dollar Amount	Share Price	Shares	Shares Held
	09/30/14	BALANCE FORWARD				0.000
<b>Account Value as of 10/31/14</b>						<b>0.000</b>

## Convenience Fund

**General – Restricted (20422-901)**

Transaction	Settle Date	Transaction Description	Dollar Amount	Share Price	Shares	Shares Held
	09/30/14	BALANCE FORWARD				0.000
46220	10/21/14	MISCELLANEOUS PURCHASE <i>RESTRICTED ACCOUNT PER THE 10/8/14 PARTICIPANT DISCLOSURE</i>			705,442.060	
48231	10/31/14	DIVIDEND REINVEST			256.640	
<b>Account Value as of 10/31/14</b>						<b>705,698.700</b>

Thank you for your business. If you have any questions about these transactions, call 888-288-4638.



## IMPORTANT DISCLOSURES

### IMET Activity

This section shows all of the activity in the 1-3 Year Fund and the Convenience Fund. The Share Price represents the closing Net Asset Value of the respective fund as the end date on this statement.

Information regarding the IMET's investment objectives, risks, charges and expenses can be found in the IMET Offering Circular, which can be obtained by calling the IMET home office at 630-571-0480 x229.

### Additional Disclosures

Any performance data featured represents past performance, which is no guarantee of future results. Investment return and the share price of the 1-3 Year Fund will fluctuate. Current performance may be higher or lower than the performance data quoted. Please call IMET for the most recent performance figures.

Pursuant to an agreement between IMET and JP Morgan Chase NA, deposits in the Convenience Fund are collateralized to a minimum level of 110% by guaranteed obligations of the US Treasury. For additional information regarding the collateral agreement please contact IMET at 630-571-0480 x229. The Convenience Fund will be managed so as to maintain a stable \$1.00 share price, although there is no guarantee that it will do so.

**FOR A CHANGE OF ADDRESS, PLEASE NOTIFY IMET IN WRITING.**

**PLEASE ADVISE IMET IMMEDIATELY OF ANY DISCREPANCIES ON YOUR STATEMENT BY CALLING 1-888-288-IMET (4638).**

### Anti-Money Laundering Disclosure

Notice: Pursuant to the US regulations issued under Section 311 of the USA Patriot Act, 31 CFR 103.192, we are prohibited from opening or maintaining a correspondent account for, or on behalf of, the country of Myanmar, the country of Nauru, the Commercial Bank of Syria, its subsidiary Syrian Lebanese Commercial Bank, VEF Banka and its subsidiaries, Infobank and its subsidiaries, Asia Wealth Bank, Myanmar Mayflower Bank, and Banco Delta SARL, including its subsidiaries Delta Asia Credit Limited and Delta Asia Insurance Limited. The regulations also require us to notify you that your account may not be used to provide the listed foreign banks with access to our financial institution. If we become aware that the listed foreign banks are indirectly using your account, we will be required to take appropriate steps to prevent such access, including terminating your account.

**Thank you for your business. If you have any questions about these transactions, call 888-288-4638.**



# IMET Activity Statement

10/01/14 to 10/31/14

## Oak Park Elementary School District 97

### IMET Activity

### 1-3 Year Fund

#### Bond Proceeds – Restricted (20422-921)

Transaction	Settle Date	Transaction Description	Dollar Amount	Share Price	Shares	Shares Held
	09/30/14	BALANCE FORWARD				0.000
Account Value as of 10/31/14						0.000

### Convenience Fund

#### Bond Proceeds – Restricted (20422-921)

Transaction	Settle Date	Transaction Description	Dollar Amount	Share Price	Shares	Shares Held
	09/30/14	BALANCE FORWARD				0.000
46221	10/21/14	MISCELLANEOUS PURCHASE RESTRICTED ACCOUNT PER THE 10/8/14 PARTICIPANT DISCLOSURE			48,943.730	
48232	10/31/14	DIVIDEND REINVEST			17.790	
Account Value as of 10/31/14						48,961.520

**PLEASE NOTE: THE FUND WILL BE CLOSED NOVEMBER 11TH AND NOVEMBER 27TH IN OBSERVANCE OF THE VETERANS DAY AND THANKSGIVING DAY HOLIDAYS**

**SHARES WERE TRANSFERRED FROM UNRESTRICTED TO RESTRICTED (900) ACCOUNTS IN ACCORDANCE WITH ACTION TAKEN BY THE IMET BOARD AND AS DISCLOSED THROUGHOUT THE MONTH. ALL DISCLOSURES ARE AVAILABLE ON [www.investIMET.com](http://www.investIMET.com).**

Thank you for your business. If you have any questions about these transactions, call 888-288-4638.

## IMPORTANT DISCLOSURES

### IMET Activity

This section shows all of the activity in the 1-3 Year Fund and the Convenience Fund. The Share Price represents the closing Net Asset Value of the respective fund as the end date on this statement.

Information regarding the IMET's investment objectives, risks, charges and expenses can be found in the IMET Offering Circular, which can be obtained by calling the IMET home office at 630-571-0480 x229.

### Additional Disclosures

Any performance data featured represents past performance, which is no guarantee of future results. Investment return and the share price of the 1-3 Year Fund will fluctuate. Current performance may be higher or lower than the performance data quoted. Please call IMET for the most recent performance figures.

Pursuant to an agreement between IMET and JP Morgan Chase NA, deposits in the Convenience Fund are collateralized to a minimum level of 110% by guaranteed obligations of the US Treasury. For additional information regarding the collateral agreement please contact IMET at 630-571-0480 x229. The Convenience Fund will be managed so as to maintain a stable \$1.00 share price, although there is no guarantee that it will do so.

**FOR A CHANGE OF ADDRESS, PLEASE NOTIFY IMET IN WRITING.**

**PLEASE ADVISE IMET IMMEDIATELY OF ANY DISCREPANCIES ON YOUR STATEMENT BY CALLING 1-888-288-IMET (4638).**

### Anti-Money Laundering Disclosure

Notice: Pursuant to the US regulations issued under Section 311 of the USA Patriot Act, 31 CFR 103.192, we are prohibited from opening or maintaining a correspondent account for, or on behalf of, the country of Myanmar, the country of Nauru, the Commercial Bank of Syria, its subsidiary Syrian Lebanese Commercial Bank, VEF Banka and its subsidiaries, Injobank and its subsidiaries, Asia Wealth Bank, Myanmar Mayflower Bank, and Banco Delta SARL, including its subsidiaries Delta Asia Credit Limited and Delta Asia Insurance Limited. The regulations also require us to notify you that your account may not be used to provide the listed foreign banks with access to our financial institution. If we become aware that the listed foreign banks are indirectly using your account, we will be required to take appropriate steps to prevent such access, including terminating your account.

**Thank you for your business. If you have any questions about these transactions, call 888-288-4638.**