

*Stephenville
Independent School
District*



February 18, 2019



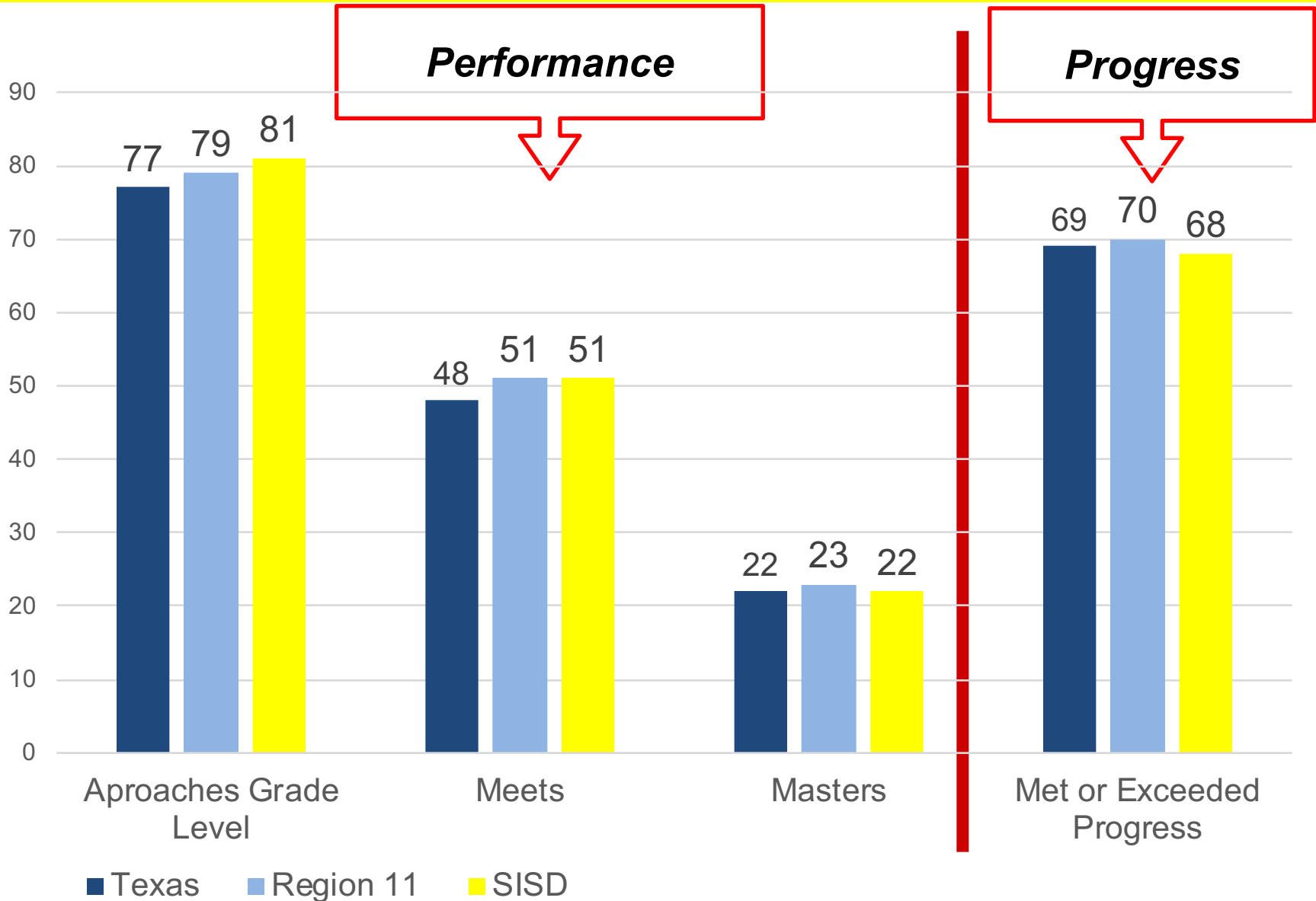
Overall Accountability Rating

Texas Education Agency 2018 Accountability Ratings Overall Summary STEPHENVILLE ISD (072903)

	Component Score	Scaled Score	Rating
Overall		89	B
Student Achievement		89	B
STAAR Performance	51	82	
College, Career and Military Readiness	69	92	
Graduation Rate	100	95	
School Progress		89	B
Academic Growth	68	76	C
Relative Performance (Eco Dis: 47.4%)	60	89	B
Closing the Gaps	84	88	B

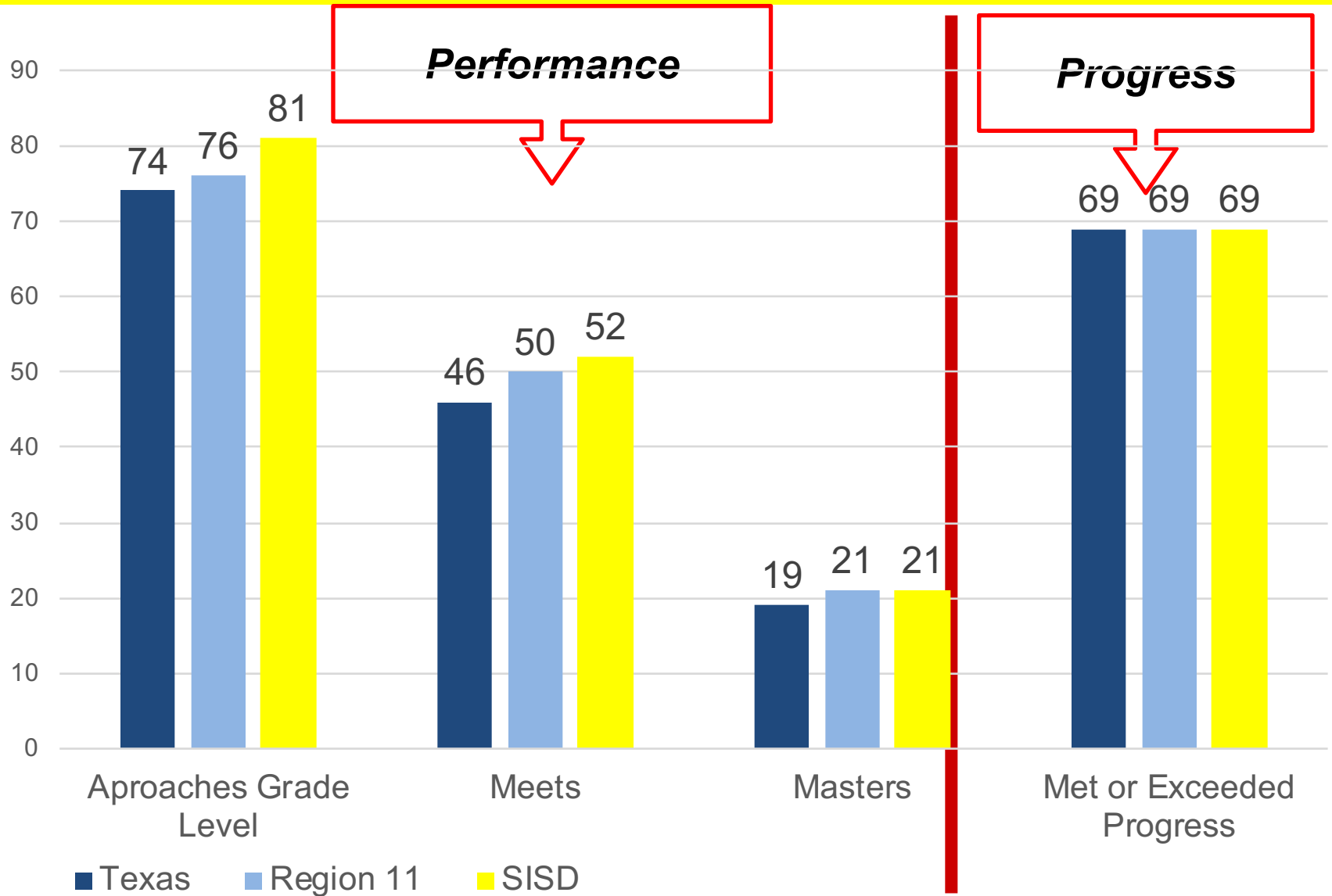


STAAR All Grades, All Subjects





STAAR All Grades, Reading



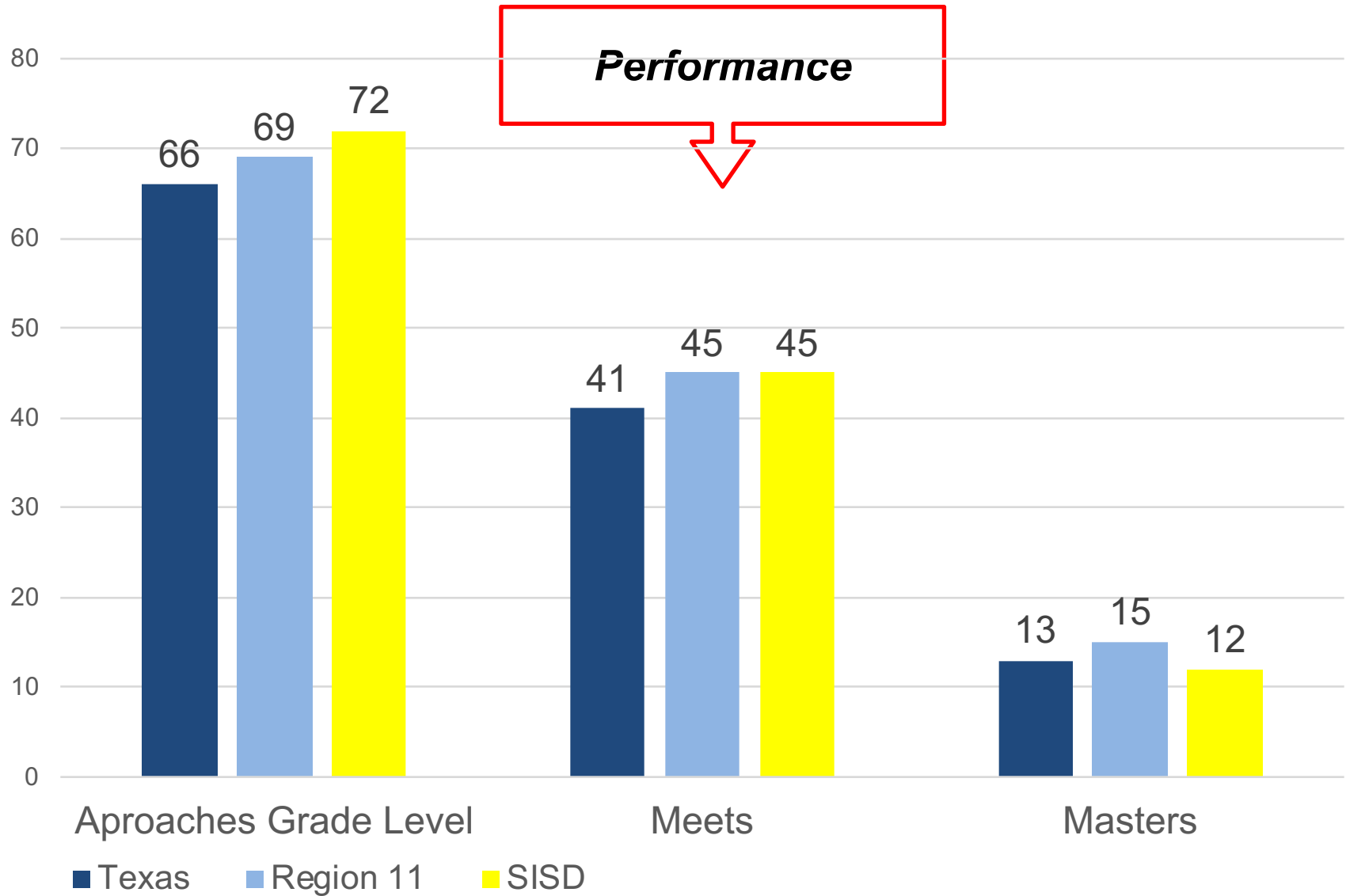


STAAR All Grades, Math



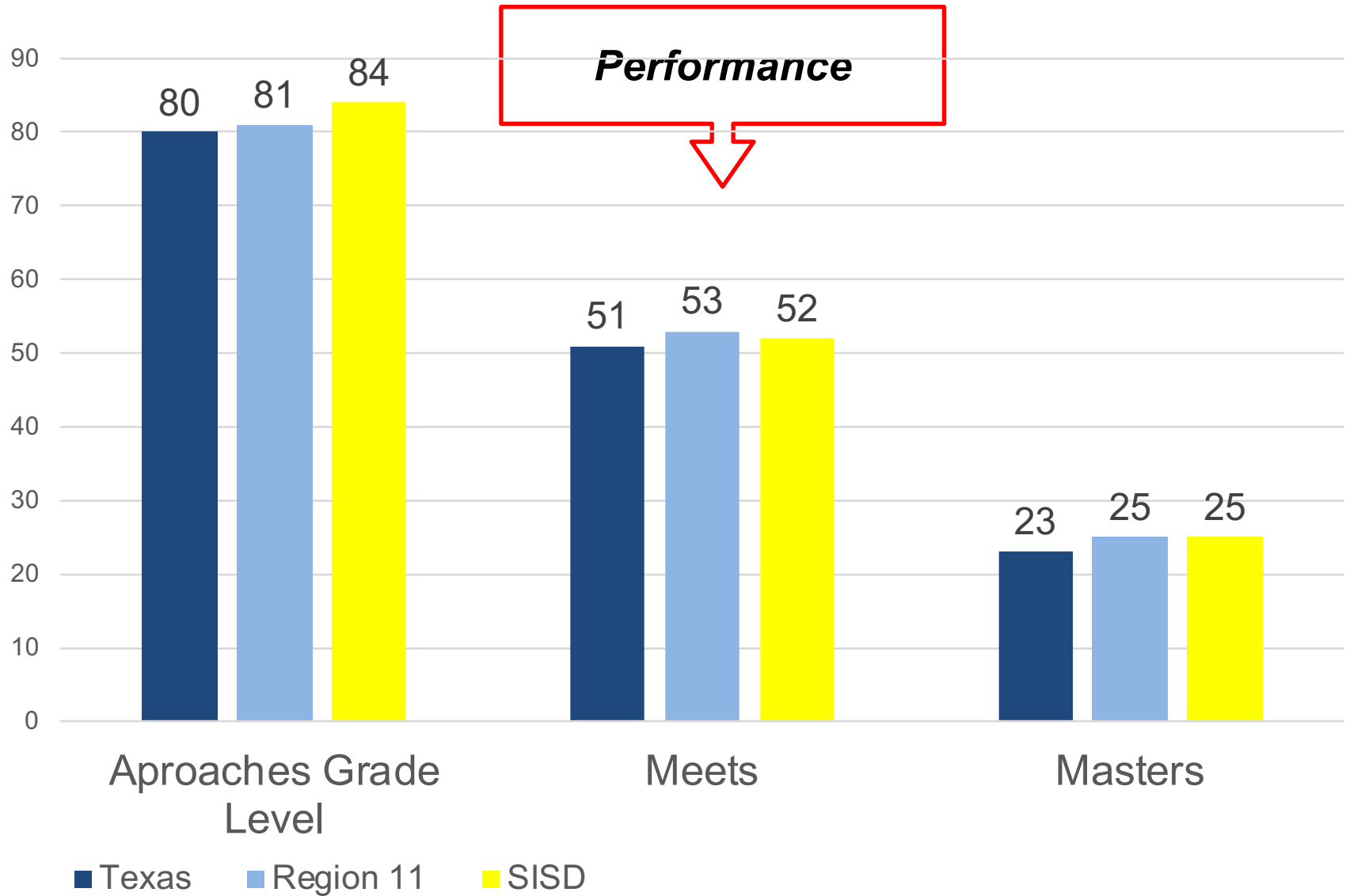


STAAR All Grades, Writing



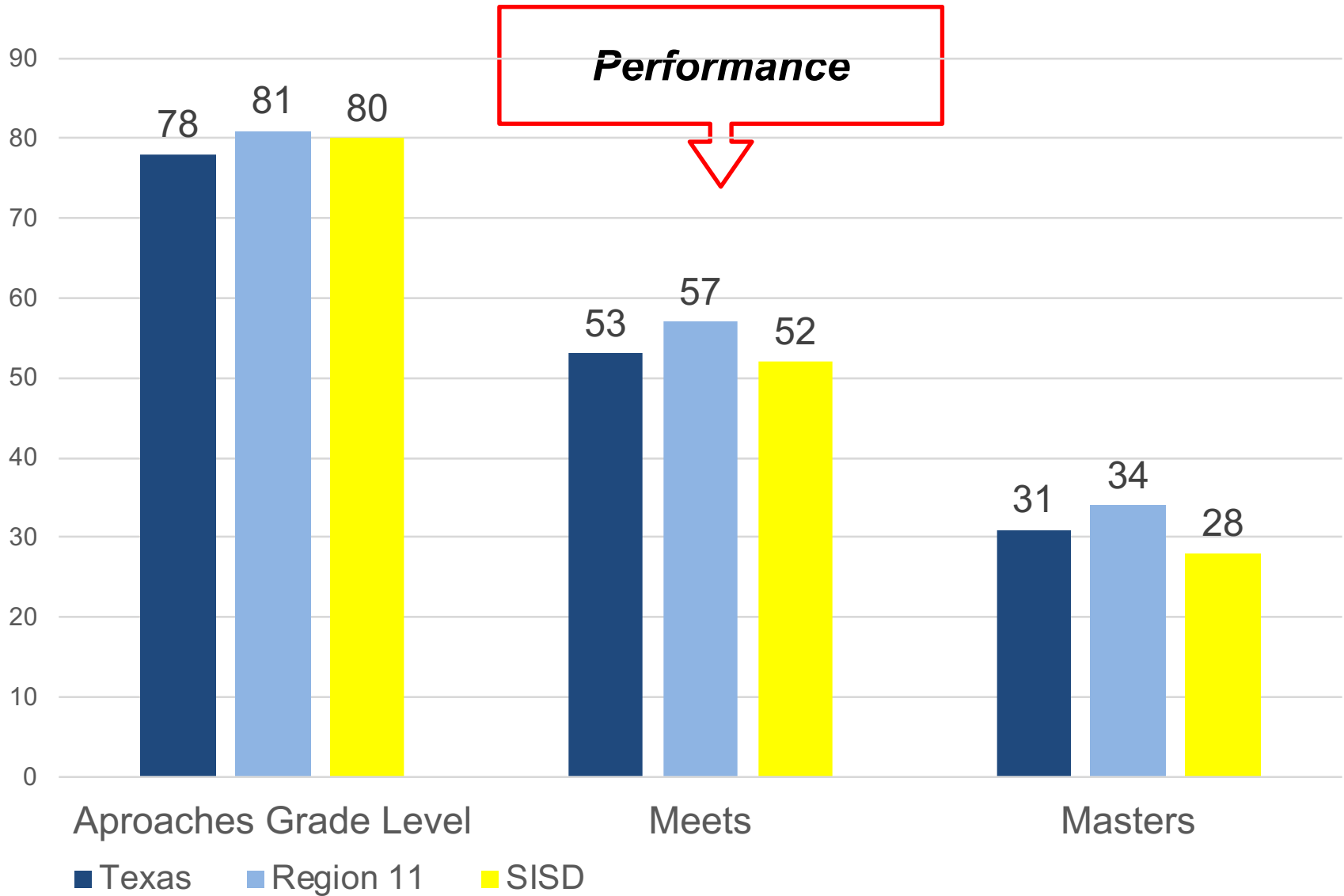


STAAR All Grades, Science



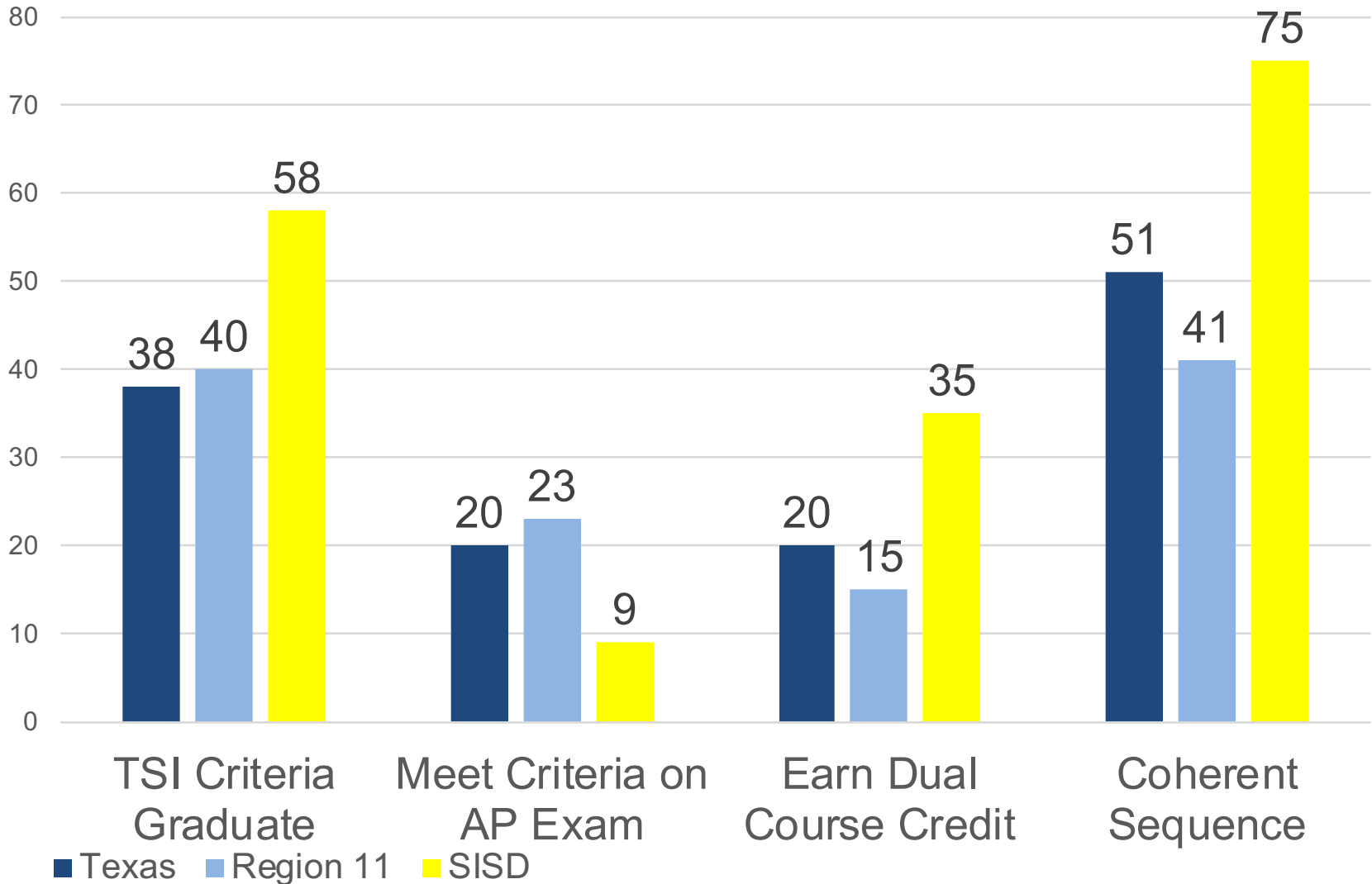


STAAR All Grades, Social Studies





College, Career and Military Ready





- Industry Based Certifications that benefit both the student and the district for accountability purposes...
 - ❑ Currently offer 14 IBCs to students, including:
 - Cosmetology
 - Welding
 - Digital Certifications
 - Health Science Certifications
 - ❑ Partnering with Ranger College to offer a pathway to a Licensed Vocational Nurse degree
 - Coursework will begin during senior year



Postsecondary Institutions

Student performance in postsecondary institutions during the first year enrolled after graduation from high school. The data is compiled by the Texas Higher Education Coordinating Board (THECB).

**Texas High School Graduates from FY2016
Enrolled in Texas Public or Independent Higher Education in FY 2017**

District	Total Graduates	GPA for 1st Year in Public Higher Education in Texas					Unk
		<2.0	2.0-2.49	2.5-2.99	3.0-3.49	>3.5	

STEPHENVILLE ISD

072903001 STEPHENVILLE H S

Four-Year Public University	83	11	7	12	26	26	1
Two-Year Public Colleges	44	15	6	5	12	5	1
Independent Colleges & Universities	17						
Not Trackable	6						
Not Found	69						
Total High School Graduates	219						



Violent or Criminal Incidents

Report on Violent or Criminal Incidents Student Disciplinary Action Incident Counts by Reason Code 2016-2017 School Year							
Reason Code	Description	Central	Chamberlin	Hook	Gilbert	Henderson JH	Stephenville HS
		#	#	#	#	#	#
11	Used, exhibited, possessed firearm	0	0	0	0	0	0
12	Used, exhibited possessed illegal knife	0	0	0	0	0	2
13	Used, exhibited, possessed illegal club	0	0	0	0	0	0
14	Used, exhibited, possessed prohibited weapon	0	0	0	0	0	0
16	Arson	0	0	0	0	0	0
17	Murder, capital murder, criminal attempt to commit murder/capital murder	0	0	0	0	0	0
18	Indecency with a child	0	0	0	0	0	0
19	Aggravated kidnapping	0	0	0	0	0	0
29	Aggravated assault against school district employee/volunteer	0	0	0	0	0	1
30	Aggravated assault against non-employee/volunteer	0	0	0	0	0	0
31	Sexual assault/aggravated sexual assault against school district employee/volunteer	0	0	0	0	0	0
32	Sexual assault/aggravated sexual assault against non-employee/volunteer	0	0	0	0	0	0
36	Felony controlled substance violation	0	0	0	0	0	0
37	Felony alcohol violation	0	0	0	0	0	0
46	Aggravated robbery	0	0	0	0	0	0
47	Manslaughter	0	0	0	0	0	0
48	Criminally negligent homicide	0	0	0	0	0	0
Total Incidents		0	0	0	0	0	3

Disciplinary Action Reason Codes 11, 12, 13, 14, 16, 17, 18, 19, 29, 30, 31, 32, 36, 37, 46, 47 and 48 are the Codes used by TEA in identifying a "Persistently Dangerous School" under No Child Left Behind.

For information concerning school violence prevention and violence intervention policies that the district is using to protect students, please refer to the District's Student Code of Conduct and School Board Policies (both of which are available on the District's webpage and at all campuses and at the District's Central Administrative Offices).



TAPR Reporting Requirements

- District Accountability Rating:
 - Accredited*
- Special Ed Determination Status
 - Meets Requirements*
- *Access other portions of this report, such as the PEIMS Financial Standard Reports and the Campus Performance Objectives at:*
 - www.sville.us
 - *Click on Our District, Public Information and Required Postings*



Other Information

- The full district report will be posted on the district website within two weeks.
- Paper copies of the District's Annual Report may be requested at the district's central office and on each campus in the district.
 - ❑ Per the TEA guidelines, the full report will include:
 - 2017-2018 Texas Academic Performance Report (TAPR)
 - PEIMS Financial Standard Report (2016-2017)
 - District Accreditation Status
 - Campus Performance Objectives
 - Report of Violent or Criminal Incidents on Campuses
 - Student Performance in Postsecondary Institutions
 - 2017-2018 TAPR Glossary