



Monthly Newsletter: June 2026

ANNOUNCEMENTS

TexPool Juneteenth National Independence Day Holiday Observance 2026

On **Friday, June 19, 2026**, TexPool will be closed for business in observance of **Juneteenth National Independence Day**. No trading or settlement will occur on this date.

We welcome the following entities who joined TexPool in May 2026:

TexPool

Angelina & Neches River Authority

TexPool Prime

Angelina & Neches River Authority

Upcoming Events

6/6/2026

TACCBO 2026 Annual Conference
Forth Worth, TX

TexPool Advisory Board Members

Patrick Krishock	Valarie Van Vlack
Belinda Weaver	David Landeros
Deborah Lauder milk	Dina Edgar

Overseen by the State of Texas acting
Comptroller of Public Accounts Kelly Hancock

Operated under the supervision of the Texas
Treasury Safekeeping Trust Company

Economic and Market Commentary

The new guy in charge runs into old problems

June 1, 2026

Kevin Warsh's tenure as the head of the Federal Reserve began in May. He has big plans for structural changes at the central bank, such as reducing forward guidance, but will have his hands full with the everyday task of monetary policy especially as US inflation remains a concern.

One of Warsh's qualities that led President Trump to tap him to succeed Jerome Powell for the post is his openness to ease policy. But Warsh might not be able to deliver — or even want to deliver — a rate cut in the June Federal Open Market Committee (FOMC) meeting in the face of rising inflation, geopolitical uncertainty and hawkish committee dissenters. The probability that the FOMC will shift the fed funds target range, currently 3.50-3.75%, at the meeting on June 16-17 is all but zero. But what about the rest of this year?

While increases in prices have not completely stifled consumer spending, that is unlikely to last. While inflation's rise probably will grow at a slower pace after the Iran conflict cools, any increase is a problem because it remains above the Fed's 2% target. The last (March) Summary of Economic Projections (SEP) still indicated one 25 basis-point cut this year; June's will almost certainly forecast no change. It is possible the dot plot will include nods by some policymakers to a hike.

(continued page 6)

Performance as of May 31, 2026

	TexPool	TexPool Prime
Current Invested Balance	\$37,724,554,646	\$17,878,130,962
Weighted Average Maturity**	49 Days	51 Days
Weighted Average Life**	96 Days	74 Days
Net Asset Value	0.99987	0.99976
Total Number of Participants	3,000	748
Management Fee on Invested Balance	0.0450%	0.0550%
Interest Distributed	\$117,590,622.47	\$57,475,405.04
Management Fee Collected	\$1,398,518.38	\$836,979.28
Current S&P Global Rating	AAAm	AAAm
Month Averages		
Average Invested Balance	\$38,211,631,364	\$17,917,738,366
Average Monthly Rate*	3.62%	3.78%
Average Weighted Average Maturity**	46	50
Average Weighted Average Life**	94	74

*This average monthly rate for TexPool Prime for each date may reflect a waiver of some portion or all of each of the management fees.

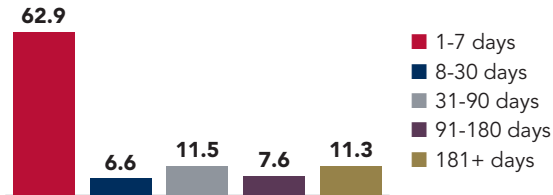
**See page 2 for definitions.

Past performance is no guarantee of future results.



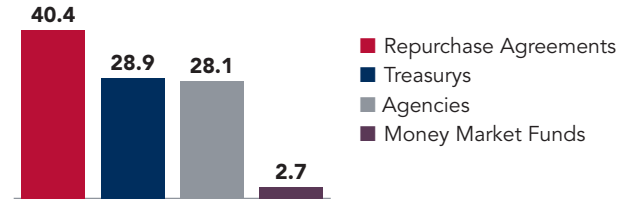
Portfolio by Maturity* (%)

As of May 31, 2026



Portfolio by Type of Investment* (%)

As of May 31, 2026



Portfolio Asset Summary as of May 31, 2026

	Book Value	Market Value
Uninvested Balance	\$203,187.09	\$203,187.09
Receivable for Investments Sold	0.00	0.00
Accrual of Interest Income	76,573,290.78	76,573,290.78
Interest and Management Fees Payable	-117,596,744.49	-117,596,744.49
Payable for Investments Purchased	-370,500,311.25	-370,500,311.25
Accrued Expenses & Taxes	-133,521.15	-133,521.15
Repurchase Agreements	15,396,978,000.00	15,396,978,000.00
Mutual Fund Investments	1,017,085,200.00	1,017,085,200.00
Government Securities	10,701,252,876.85	10,698,157,541.41
US Treasury Bills	8,859,110,522.45	8,858,028,701.55
US Treasury Notes	2,161,582,056.67	2,161,103,835.66
Total	\$37,724,554,556.95	\$37,719,899,179.60

Market value of collateral supporting the Repurchase Agreements is at least 102% of the Book Value. The portfolio is managed by Federated Investment Counseling and the assets are safe kept in a separate custodial account at State Street Bank in the name of TexPool. The only source of payment to the Participants is the assets of TexPool. There is no secondary source of payment for the pool such as insurance or State guarantee. Should you require a copy of the portfolio, please contact TexPool Participant Services.

Participant Summary

	Number of Participants	Balance
School District	643	\$10,570,347,343.21
Higher Education	60	\$1,728,612,727.98
County	207	\$4,343,377,443.67
Healthcare	100	\$2,547,996,486.93
Utility District	962	\$6,477,449,443.25
City	529	\$9,335,001,937.48
Emergency Districts	125	\$572,190,294.91
Economic Development Districts	96	\$167,919,286.95
Transit/Toll Authorities	15	\$327,129,492.66
River/Port Authorities	19	\$351,056,527.28
Other	244	\$1,303,128,725.65

**Definition of Weighted Average Maturity and Weighted Average Life

WAM is the mean average of the periods of time remaining until the securities held in the fund's portfolio (a) are scheduled to be repaid, (b) would be repaid upon a demand by the fund or (c) are scheduled to have their interest rate readjusted to reflect current market rates. For government variable rate securities, if the interest rate is readjusted no less frequently than every 397 calendar days, the security shall be deemed to have a maturity equal to the period remaining until the next readjustment of the interest rate. For non-government variable rate securities, if the security has a scheduled maturity of 397 days or less the security is treated as maturing on the earlier of the date the security is scheduled to be repaid through demand or the period remaining until the next readjustment of the interest rate. If the variable rate security has a scheduled maturity that is more than 397 days it is the later of those two dates. The mean is weighted based on the percentage of the market value of the portfolio invested in each period.

WAL is calculated in the same manner as WAM, but is based solely on the periods of time remaining until the securities held in TexPool (a) are scheduled to be repaid or (b) would be repaid upon a demand by TexPool, without reference to when interest rates of securities within TexPool.



Daily Summary

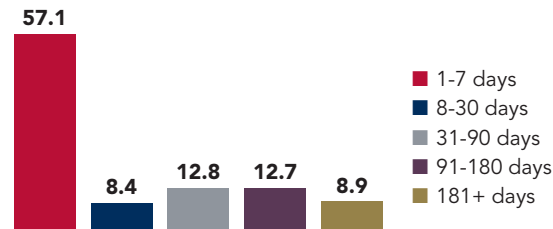
Date	Money Mkt. Fund Equiv. (SEC Std.)	Dividend Factor	TexPool Invested Balance	NAV	WAM Days	WAL Days
5/1	3.6581%	0.000100222	\$38,561,759,821.70	0.99992	44	91
5/2	3.6581%	0.000100222	\$38,561,759,821.70	0.99992	44	91
5/3	3.6581%	0.000100222	\$38,561,759,821.70	0.99992	44	91
5/4	3.6471%	0.000099920	\$38,447,484,712.59	0.99991	42	89
5/5	3.6381%	0.000099673	\$38,744,021,336.86	0.99991	41	92
5/6	3.6401%	0.000099728	\$38,661,566,908.76	0.99992	41	92
5/7	3.6311%	0.000099483	\$38,533,085,142.29	0.99992	41	92
5/8	3.6298%	0.000099446	\$38,665,321,347.72	0.99992	42	92
5/9	3.6298%	0.000099446	\$38,665,321,347.72	0.99992	42	92
5/10	3.6298%	0.000099446	\$38,665,321,347.72	0.99992	42	92
5/11	3.6303%	0.000099461	\$38,653,994,058.16	0.99992	41	91
5/12	3.6308%	0.000099474	\$38,630,785,314.25	0.99991	43	92
5/13	3.6319%	0.000099504	\$38,499,044,490.68	0.99991	44	93
5/14	3.6150%	0.000099041	\$38,247,174,926.23	0.99991	44	93
5/15	3.6032%	0.000098719	\$37,966,055,331.71	0.99989	45	94
5/16	3.6032%	0.000098719	\$37,966,055,331.71	0.99989	45	94
5/17	3.6032%	0.000098719	\$37,966,055,331.71	0.99989	45	94
5/18	3.5974%	0.000098560	\$37,873,396,465.68	0.99990	44	93
5/19	3.5927%	0.000098431	\$38,120,772,405.41	0.99990	45	94
5/20	3.5862%	0.000098253	\$37,977,077,776.59	0.99992	50	98
5/21	3.5855%	0.000098232	\$37,844,389,516.16	0.99988	50	98
5/22	3.5921%	0.000098413	\$37,939,098,675.61	0.99984	50	98
5/23	3.5921%	0.000098413	\$37,939,098,675.61	0.99984	50	98
5/24	3.5921%	0.000098413	\$37,939,098,675.61	0.99984	50	98
5/25	3.5921%	0.000098413	\$37,939,098,675.61	0.99984	50	98
5/26	3.6264%	0.000099353	\$37,861,212,810.37	0.99987	48	96
5/27	3.6551%	0.000100139	\$38,043,462,349.73	0.99988	49	96
5/28	3.6493%	0.000099980	\$37,913,635,939.85	0.99988	48	95
5/29	3.6492%	0.000099978	\$37,724,554,645.89	0.99987	49	96
5/30	3.6492%	0.000099978	\$37,724,554,645.89	0.99987	49	96
5/31	3.6492%	0.000099978	\$37,724,554,645.89	0.99987	49	96
Averages	3.6241%	0.000099290	\$38,211,631,364.42	0.99989	46	94



TEXPOOL Prime

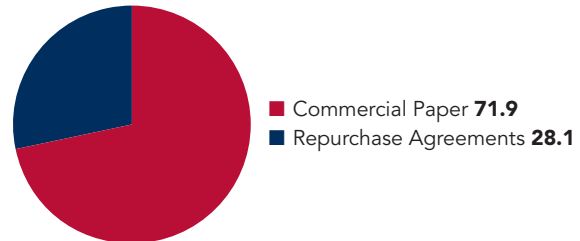
Portfolio by Maturity* (%)

As of May 31, 2026



Portfolio by Type of Investment* (%)

As of May 31, 2026



Portfolio Asset Summary as of May 31, 2026

	Book Value	Market Value
Uninvested Balance	\$636,095.35	\$636,095.35
Receivable for Investments Sold	0.00	0.00
Accrual of Interest Income	9,374,232.25	9,374,232.25
Interest and Management Fees Payable	-37,000,000.00	-37,000,000.00
Payable for Investments Purchased	-57,475,433.69	-57,475,433.69
Accrued Expenses & Taxes	-80,818.95	-80,818.95
Repurchase Agreements	5,039,282,000.00	5,039,282,000.00
Commercial Paper	12,613,737,387.05	12,609,409,229.67
Mutual Fund Investments	0.00	0.00
Government Securities	0.00	0.00
Variable Rate Notes	309,000,000.00	309,112,079.10
Total	\$17,877,473,462.01	\$17,873,257,383.73

Market value of collateral supporting the Repurchase Agreements is at least 102% of the Book Value. The portfolio is managed by Federated Investment Counseling and the assets are safe kept in a separate custodial account at State Street Bank in the name of TexPool Prime. The assets of TexPool Prime are the only source of payments to the Participants. There is no secondary source of payment for the pool such as insurance or State guarantee. Should you require a copy of the portfolio, please contact TexPool Participant Services

Participant Summary

	Number of Participants	Balance
School District	186	\$5,228,356,252.41
Higher Education	20	\$1,212,139,515.54
County	65	\$1,731,582,930.63
Healthcare	30	\$716,171,507.16
Utility District	102	\$539,512,802.35
City	144	\$3,586,197,424.80
Emergency Districts	49	\$340,093,312.02
Economic Development Districts	27	\$46,474,512.81
Transit/Toll Authorities	10	\$1,893,252,949.98
River/Port Authorities	9	\$877,304,439.87
Other	106	\$1,722,103,871.30



TEXPOOL Prime

Daily Summary

Date	Money Mkt. Fund Equiv. (SEC Std.)	Dividend Factor	TexPool Prime Invested Balance	NAV	WAM Days	WAL Days
5/1	3.7980%	0.000104055	\$17,739,349,439.98	0.99973	50	75
5/2	3.7980%	0.000104055	\$17,739,349,439.98	0.99973	50	75
5/3	3.7980%	0.000104055	\$17,739,349,439.98	0.99973	50	75
5/4	3.7936%	0.000103935	\$17,802,992,190.99	0.99985	47	72
5/5	3.7887%	0.000103800	\$18,016,823,359.92	0.99985	47	71
5/6	3.7894%	0.000103820	\$17,995,518,518.57	0.99989	48	73
5/7	3.7839%	0.000103669	\$17,995,509,675.98	0.99990	49	74
5/8	3.7809%	0.000103587	\$18,081,383,475.05	0.99976	50	74
5/9	3.7809%	0.000103587	\$18,081,383,475.05	0.99976	50	74
5/10	3.7809%	0.000103587	\$18,081,383,475.05	0.99976	50	74
5/11	3.7822%	0.000103621	\$18,089,854,328.53	0.99989	50	74
5/12	3.7802%	0.000103568	\$18,049,160,267.38	0.99988	49	73
5/13	3.7742%	0.000103403	\$18,233,089,178.16	0.99988	51	75
5/14	3.7782%	0.000103512	\$18,142,604,035.94	0.99988	52	77
5/15	3.7744%	0.000103409	\$17,969,090,825.45	0.99973	53	77
5/16	3.7744%	0.000103409	\$17,969,090,825.45	0.99973	53	77
5/17	3.7744%	0.000103409	\$17,969,090,825.45	0.99973	53	77
5/18	3.7638%	0.000103119	\$17,944,920,578.73	0.99988	50	75
5/19	3.7584%	0.000102970	\$17,908,272,073.47	0.99988	50	74
5/20	3.7509%	0.000102765	\$17,895,872,895.39	0.99987	50	74
5/21	3.7454%	0.000102615	\$17,842,423,510.59	0.99987	50	74
5/22	3.7504%	0.000102751	\$17,753,387,342.06	0.99968	52	75
5/23	3.7504%	0.000102751	\$17,753,387,342.06	0.99968	52	75
5/24	3.7504%	0.000102751	\$17,753,387,342.06	0.99968	52	75
5/25	3.7504%	0.000102751	\$17,753,387,342.06	0.99968	52	75
5/26	3.7778%	0.000103500	\$17,758,542,916.03	0.99986	51	74
5/27	3.7912%	0.000103869	\$17,875,945,568.60	0.99988	51	73
5/28	3.7922%	0.000103896	\$17,880,946,770.36	0.99987	51	74
5/29	3.7958%	0.000103994	\$17,878,130,962.09	0.99976	51	74
5/30	3.7958%	0.000103994	\$17,878,130,962.09	0.99976	51	74
5/31	3.7958%	0.000103994	\$17,878,130,962.09	0.99976	51	74
Averages	3.7774%	0.000103490	\$17,917,738,365.95	0.99980	50	74



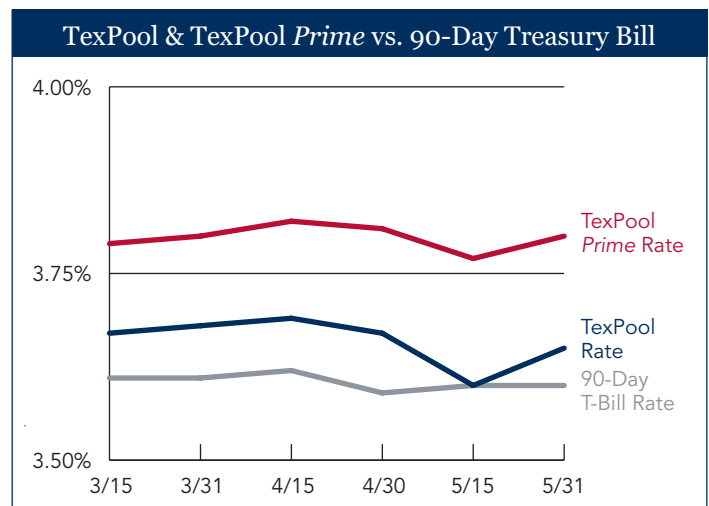
Participant Services
1001 Texas Ave. Suite 1150
Houston, TX 77002

Speaking of the dot plot

Chair Warsh has been openly critical of forward guidance, a traditional way that the Fed sets market expectations for future policy moves. His argument is that it boxes in the Fed, hampering its ability to make effective monetary policy. He doubled down in his Senate confirmation hearing: “The Fed tells the whole world what their dots are going to be, what their forecasts are going to be.” He also claimed that policymakers are human, so “They hold on to those forecasts longer than they should.” Not sure we agree, especially as their choices are anonymous.

Here’s the thing — Warsh does not have as much power as a chair of a company, foundation or other types of boards. Formally altering or eliminating structural reports, such as the SEP, requires a majority FOMC vote. He will have to take his time, and the temperature of the room, before pushing for changes. If Warsh plays hard ball, he could downplay the forecasts in his press conferences. But if he cannot win over his colleagues on procedural issues, the more significant items on his agenda, such as lowering the Fed’s balance sheet, will be difficult.

At month-end, yields on 1-, 3-, 6- and 12-month US Treasuries were 3.69%, 3.69%, 3.76% and 3.79%, respectively.



90-Day Treasury Bill is a short-term debt instrument backed by the national government. These are used to collect immediate cash to meet outstanding obligations.

Any private investor can invest in a Treasury bill. The 90-Day Treasury Bill is a weighted average rate of the weekly auctions of 90-Day Treasury Bills.

Past performance is no guarantee of future results.

**Totals may not add up to 100% due to rounding.*

An investment in the Pool is not insured or guaranteed by any government or government agency. Although the manager of the Pool seeks to preserve principal, it is possible to lose money by depositing money in the Pool.