



# Collin College

2017 Capital Improvement Program  
Monthly Report  
May 2022

Collin County Community College District

Project Reference: 60541060  
Project Number: 60541060

June 7, 2022

### Quality Information

Prepared by



Nuria Cortes  
Program Controls Manager

Reviewed by



Jeff Hagerich  
Deputy Program Director

Approved By



Adrian Grimes  
Program Director

### Revision History

Revision	Revision date	Details	Authorized	Name	Position
First Publication	June 07, 2022	May '22 Report	Yes	Adrian Grimes	Program Director

### Distribution List

# Hard Copies	PDF Required	Association / Company Name
	1	Dr. Neil Matkin / Collin College
	1	Chris Eyle / Collin College

**Prepared for:**

Collin County Community College District  
3452 Spur 399  
Suite 327  
McKinney, TX 75069

**Prepared by:**

Nuria Cortes  
Program Controls Manager  
E: [ncortes.aecom@collin.edu](mailto:ncortes.aecom@collin.edu)

AECOM  
13355 Noel Road  
4<sup>th</sup> Floor  
Dallas TX, 75240  
[aecom.com](http://aecom.com)

Copyright © 2020 by AECOM

All rights reserved. No part of this copyrighted work may be reproduced, distributed, or transmitted in any form or by any means without the prior written permission of AECOM.

## Table of Contents

1.	Introduction .....	5
2.	Executive Summary .....	5
3.	Scope.....	6
3.1	Phase 1 .....	6
3.2	Phase 2 .....	6
3.3	Phase 3 .....	7
4.	Community.....	7
4.1	Project Teams .....	7
4.1.1	Phase 1 .....	7
4.1.2	Phase 2 .....	8
4.1.3	Phase 3 .....	9
4.2	Current Personnel Estimate.....	10
4.3	Community Outreach.....	10
5.	Schedule.....	11
5.1	Program .....	11
5.2	Phase 1 .....	11
5.3	Phase 2 .....	12
5.4	Phase 3 .....	14
6.	Budget .....	16
6.1	Program Summary.....	16
6.2	Phase 1 .....	16
6.3	Phase 2 .....	17
6.4	Phase 3 .....	18
6.5	Phase A .....	19
6.6	Additional Program Budgets .....	20
7.	Completed Items.....	20
7.1	General Program .....	20
7.2	Procurement.....	20
7.3	Design .....	20
7.4	Pre-Construction.....	20
7.5	Construction .....	20
7.6	Acceptance and Close-Out.....	20
8.	Pending Items.....	21
8.1	General Program .....	21
8.2	Procurement.....	21
8.3	Design .....	21
8.4	Pre-Construction.....	21
8.5	Construction .....	21
8.6	Acceptance and Close-Out.....	21
	Appendix A – Construction Progress Photos.....	22

# 1. Introduction

On May 6, 2017, voters approved Collin College's \$600 million bond proposal to facilitate a long-range plan to accommodate the projected population growth in Collin County over the next two decades. The program consists of 4 new campuses and 2 new facilities.

On May 16, 2017, in a special session, the Board of Trustees granted the District President authority to enter and negotiate into contract with AECOM Technical Services, Inc. (AECOM) to provide Program Management Services to the Collin College 2017 Capital Improvement Program. On May 25, 2017, Collin College issued a Notice to Proceed to AECOM. As part of these services, AECOM will deliver a monthly report to provide status and progress of key aspects of the Program.

# 2. Executive Summary

The Program is progressing as planned with no major issues to report at this time.

## Completed and Pending Items

- [Celina Campus – Financial close-out is ongoing.](#)
- [Farmersville Campus – Financial close-out is ongoing. Drywall repairs have begun in the building.](#)
- [IT Center - Financial close-out is ongoing.](#)
- [Frisco Campus \(Addition and Renovations\) – Video wall at Lawler Hall has been installed. At Alumni Hall, working on final punch list items and obtaining Certificate of Occupancy for new kitchen/dining area.](#)
- [McKinney Campus – Welcome Center – Atrium terrazzo is complete. Glass handrails have been installed on the North and South stairwells. Carpet has been installed on 1<sup>st</sup> and 2<sup>nd</sup> floor. Elevator equipment has been installed. Interior paint, install of wood panels, carpet, and glass, is on-going. Landscape and hardscape installation is on-going. Main Building Renovation – All work in the kitchen area has been completed.](#)
- [Plano Campus \(Wayfinding\) – Electrical and sign foundation forms are in process.](#)

## Items of close attention

- [No items of close attention at this time.](#)

## Budget Summary

- [\\$586,740,136 of the \\$614,025,181 has been committed to-date in the form of contracts with various vendors. This represents 95.56% of the overall program budget committed.](#)
- [\\$565,562,511 of the \\$586,740,136 committed amount has been expended to-date. This represents 96.39% of the commitments to date and 92.11% of the program budget.](#)

### 3. Scope

#### 3.1 Phase 1

- Wylie Campus
  - Construction of a campus on a new approximately 97-acre site
  - The campus includes:
    - Campus Commons
    - Library
    - Student Center/Conference Center
    - Central Utility Plant
- Technical Campus
  - Construction of a Technical Campus on a new 32-acre site in Allen, Texas
  - The campus includes:
    - 450 space underground parking garage
    - Academic Building (includes space for dual credit students)
    - 3 Trade Bar Buildings to support CTE programs

#### 3.2 Phase 2

- Celina Campus
  - Construction of a campus on a new approximately 75-acre site
  - The campus includes:
    - Student Union / Workforce / Instructional Building
- Farmersville Campus
  - Construction of a campus on a new approximately 76-acre site
  - The campus includes:
    - Student Union / Workforce / Instructional Building
- Frisco Campus
  - Construction of a new IT Center building on the existing campus

### 3.3 Phase 3

- Additions and Renovations at Frisco Campus
  - Alumni Hall Renovations and Additions
  - Lawler Hall Renovations
  - Heritage Hall Upgrades
  - Founders Hall Renovations
  - Wayfinding
- Additional Frisco Campus Projects
  - Construction of a new fire lane, parking lot, and loop road on the existing campus
  - Trane Upgrades
- Additions and Renovations at McKinney Campus
  - Construction of a new Welcome Center on the existing campus
  - New Entry Drive and Parking
  - Pistol Range Demo
  - Kitchen and Dining Renovations in Main Building
  - Dental Hygiene Renovations
  - Wayfinding
- Additional McKinney Campus Projects
  - Trane Upgrades
- Additional Plano Campus Projects
  - Trane Upgrades
  - Wayfinding
- Additional Courtyard Center Projects
  - Trane Upgrades
- Additional CHEC Projects
  - Trane Upgrades

## 4. Community

### 4.1 Project Teams

#### 4.1.1 Phase 1

- Wylie Campus
  - Program Manager: AECOM Technical Services, Inc.
  - A/E: Page Southerland Page, Inc.
    - MEP: Reed, Wells, Benson & Co.
    - Civil Engineer: Pacheco Koch Consulting Engineers, Inc.

- Cost Consulting: Vermeulens
- Construction Manager-at-Risk: Skanska USA Building, Inc.
- Commissioning Agent: Bath Group, Inc.
- Technical Campus
  - Program Manager: AECOM Technical Services, Inc.
  - A/E: Perkins+Will, Inc.
    - Associate Architect: Hoefer Wysocki Architecture
    - MEP: Purdy McGuire
    - Civil Engineer: Pacheco Koch Consulting Engineers, Inc.
    - Structural Engineer: L.A. Fuess Partners, Inc.
    - Cost Consulting: Vermeulens
  - Construction Manager-at-Risk: McCarthy Building Companies, Inc.
  - Commissioning Agent: Farnsworth

#### 4.1.2 Phase 2

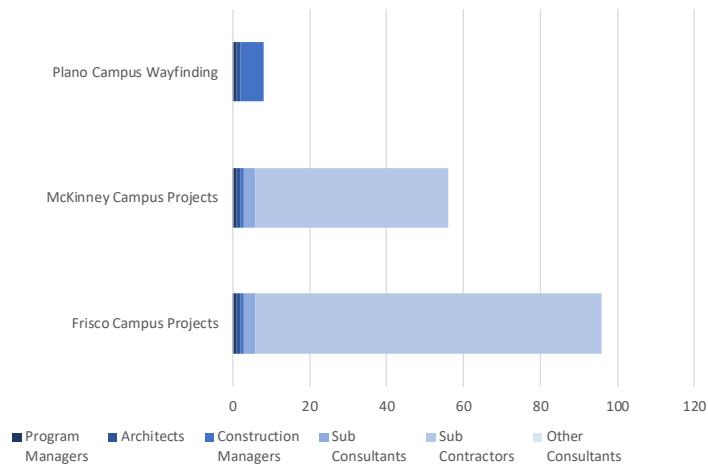
- Celina Campus
  - Program Manager: AECOM
  - A/E: Beck Architecture, LLC
    - Structural Engineer: L.A. Fuess Partners, Inc.
    - MEP: Reed, Wells, Benson & Co.
    - Civil Engineer: RLK Engineering
  - Construction Manager-at-Risk: JT Vaughn Construction
- Farmersville Campus
  - Program Manager: AECOM
  - A/E: Beck Architecture, LLC
    - Structural Engineer: L.A. Fuess Partners, Inc.
    - MEP: Reed, Wells, Benson & Co.
    - Civil Engineer: RLK Engineering
  - Construction Manager-at-Risk: JT Vaughn Construction
- IT Center
  - Program Manager: AECOM
  - A/E: Beck Architecture, LLC
    - Structural Engineer: L.A. Fuess Partners, Inc.
    - MEP: ME Engineers
    - Civil Engineer: RLK Engineering
  - Construction Manager-at-Risk: JE Dunn Construction



### 4.1.3 Phase 3

- Welcome Center at the McKinney Campus
  - Program Manager: AECOM Technical Service, Inc.
  - A/E: PBK
  - Construction Manager-at-Risk: Skanska USA Building, Inc.
  - Commissioning Agent: Bath Group, Inc.
- Loop Road/Parking at Frisco Campus
  - Program Manager: AECOM Technical Service, Inc.
  - Civil Engineer: RLK Engineering
  - Construction Manager-at-Risk: JE Dunn Construction
- Fire Lane at Frisco Campus
  - Program Manager: AECOM Technical Service, Inc.
  - Civil Engineer: RLK Engineering
  - Construction Manager-at-Risk: Skanska USA Building, Inc.
- Additional Projects at Frisco Campus
  - Program Manager: AECOM Technical Service, Inc.
  - A/E: Page Southerland Page, Inc.
  - Construction Manager-at-Risk: Skanska USA Building, Inc.
- Additional Projects at McKinney Campus
  - Program Manager: AECOM Technical Service, Inc.
  - A/E: PBK
  - Construction Manager-at-Risk: Skanska USA Building, Inc.
- Trane Upgrades at 5 Existing Campuses
  - Program Manager: AECOM Technical Service, Inc
  - Design – Builder: Trane Companies, Inc.
- Additional Projects at Plano Campus (Wayfinding)
  - Program Manager: AECOM Technical Service, Inc
  - A/E: IN2 Architects
  - General Contractor: SCC Signs and Lighting

## 4.2 Current Personnel Estimate



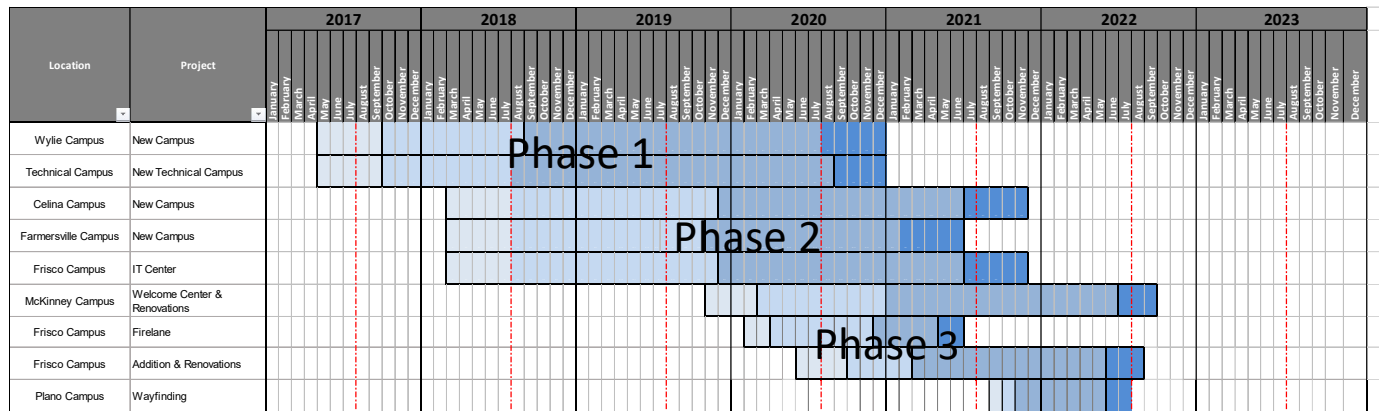
It is estimated that the Program Managers, Architects, Construction Managers, Sub-Consultants, and Sub-Contractors, under contract with Collin College for the 2017 Capital Improvement Program, have 160 employees contributing to the program's progress.

## 4.3 Community Outreach

- Collin College 2017 Capital Improvement Program Website
  - <https://CollinCollege2017CIP.com>
  - Includes the following features:
    - Program Overview
    - Project Scopes
    - Project Schedules
    - Project Budgets
    - Progress Photos/Renderings
    - Live On-Site Camera Feeds

# 5. Schedule

## 5.1 Program



- Planning & Team Selection
- Programming & Design
- Construction
- Final Completion & Close-Out

↑  
We Are Here

## 5.2 Phase 1

### Wylie Campus

Activity	Baseline Finish	Planned Finish		Actual Finish	
BOT Approval of Program Manager	May 16, 2017	May 16, 2017	👆	May 16, 2017	✅
BOT Approval of A/E Procurement Method	May 23, 2017	May 23, 2017	👆	May 23, 2017	✅
BOT Approval of Construction Delivery Method	May 23, 2017	May 23, 2017	👆	May 23, 2017	✅
BOT Approval of Recommended Firms	August 22, 2017	August 22, 2017	👆	August 22, 2017	✅
Architect Mobilized	September 12, 2017	September 29, 2017	👇	September 28, 2017	✅
GMP Construction Documents Submittal	June 26, 2018	June 26, 2018	👆	June 26, 2018	✅
BOT Approval of GMP	August 28, 2018	August 28, 2018	👆	August 28, 2018	✅
Contractor Mobilized	September 10, 2018	September 12, 2018	👉	September 12, 2018	✅
Foundations Complete	May 18, 2019	April 30, 2019	👆	April 23, 2019	✅
Structures Complete	June 28, 2019	June 28, 2019	👆	May 23, 2019	✅
Dry-In of Buildings Complete	October 26, 2019	October 26, 2019	👆	October 29, 2019	✅
Permanent Power Complete	September 17, 2019	September 17, 2019	👆	September 21, 2019	✅
Interior Finish-Out Complete	May 1, 2020	June 10, 2020	👇	July 1, 2020	✅
Substantial Completion	June 25, 2020	June 25, 2020	👆	June 30, 2020	✅
Final Completion	August 23, 2020	November 2021	👇	November 2021	✅
Student Occupancy	August 2020	August 2020	👆	August 1, 2020	✅

## Technical Campus

Activity	Baseline Finish	Planned Finish		Actual Finish	
BOT Approval of Program Manager	May 16, 2017	May 16, 2017	↑	May 16, 2017	✓
BOT Approval of A/E Procurement Method	May 23, 2017	May 23, 2017	↑	May 23, 2017	✓
BOT Approval of Construction Delivery Method	May 23, 2017	May 23, 2017	↑	May 23, 2017	✓
BOT Approval of Recommended Firms	August 22, 2017	August 22, 2017	↑	August 22, 2017	✓
Architect Mobilized	September 12, 2017	September 29, 2017	↓	September 28, 2017	✓
GMP Construction Documents Submittal	April 16, 2018	April 16, 2018	↑	April 19, 2018	✓
BOT Approval of GMP	June 26, 2018	June 26, 2018	↑	June 26, 2018	✓
Contractor Mobilized	July 6, 2018	July 20, 2018	👉	July 26, 2018	✓
Foundations Complete	September 23, 2019	September 23, 2019	↑	July 29, 2019	✓
Structures Complete	November 18, 2019	November 18, 2019	↑	November 13, 2019	✓
Roofing of Buildings Complete	December 20, 2019	December 20, 2019	↑	December 20, 2019	✓
Permanent Power Complete	December 15, 2019	January 10, 2020	↓	January 15, 2020	✓
Building A Punchlist Generated	June 5, 2020	June 12, 2020	👉	June 12, 2020	✓
Building B Punchlist Generated	June 12, 2020	June 19, 2020	👉	June 19, 2020	✓
Building C Punchlist Generated	June 30, 2020	July 6, 2020	👉	July 9, 2020	✓
Building D Punchlist Generated	July 6, 2020	July 20, 2020	👉	July 15, 2020	✓
Substantial Completion	July 6, 2020	August 10, 2020	↓	August 10, 2020	✓
Final Completion	September 4, 2020	November 2021	↓	November 2021	✓
Student Occupancy	August 2020	August 2020	↑	August 8, 2020	✓

## 5.3 Phase 2

### Celina Campus

Activity	Baseline Finish	Planned Finish		Actual Finish	
BOT Approval of Program Manager	September 25, 2018	February 14, 2018	↑	February 14, 2018	✓
BOT Approval of A/E Procurement Method	September 25, 2018	March 27, 2018	↑	March 27, 2018	✓
BOT Approval of Construction Delivery Method	September 25, 2018	March 27, 2018	↑	March 27, 2018	✓
BOT Approval of Recommended A/E Firm	June 26, 2018	June 26, 2018	↑	June 26, 2018	✓
BOT Approval of Recommended CM Firm	August 2018	August 2018	↑	August 28, 2018	✓
Architect Mobilized	July 24, 2018	July 24, 2018	↑	July 31, 2018	✓
Schematic Design Submittal	January 8, 2019	January 15, 2019	👉	January 16, 2019	✓
Design Development Submittal	April 30, 2019	April 30, 2019	↑	April 26, 2019	✓
Construction Document Submittal	September 20, 2019	September 20, 2019	↑	September 3, 2019	✓
Contractor Mobilized	December 2019	December 2019	↑	November 25, 2019	✓
Foundations Complete	April 9, 2020	April 14, 2020	👉	April 21, 2020	✓
Structures Complete	July 7, 2020	July 7, 2020	↑	June 9, 2020	✓
Roofing of Buildings Complete	December 2, 2020	December 2, 2020	↑	November 13, 2020	✓
Permanent Power Complete	October 7, 2020	October 7, 2020	↑	May 28, 2020	✓
Interior Finish-Out Complete	May 18, 2021	May 18, 2021	↑	May 28, 2021	✓
Substantial Completion	July 15, 2021	June 30, 2021	↑	June 30, 2021	✓
Final Completion	August 12, 2021	May 2022	↓	-	
Student Occupancy	August 2021	August 2021	↑	August 23, 2021	✓

## Farmersville Campus

Activity	Baseline Finish	Planned Finish		Actual Finish	
BOT Approval of Program Manager	September 25, 2018	February 14, 2018	↑	February 14, 2018	✓
BOT Approval of A/E Procurement Method	September 25, 2018	March 27, 2018	↑	March 27, 2018	✓
BOT Approval of Construction Delivery Method	September 25, 2018	March 27, 2018	↑	March 27, 2018	✓
BOT Approval of Recommended A/E Firm	June 26, 2018	June 26, 2018	↑	June 26, 2018	✓
BOT Approval of Recommended CM Firm	August 2018	August 2018	↑	August 28, 2018	✓
Architect Mobilized	July 24, 2018	July 24, 2018	↑	July 31, 2018	✓
Schematic Design Submittal	December 20, 2018	December 18, 2018	↑	December 18, 2018	✓
Design Development Submittal	April 2, 2019	April 19, 2019	↓	April 26, 2019	✓
Construction Document Submittal	July 25, 2019	August 9, 2019	↓	August 9, 2019	✓
Contractor Mobilized	November 2019	November 2019	↑	October 21, 2019	✓
Foundations Complete	March 5, 2020	March 13, 2020	👉	April 2, 2020	✓
Structures Complete	April 13, 2020	April 13, 2020	↑	April 30, 2020	✓
Roofing of Buildings Complete	June 29, 2020	June 29, 2020	↑	June 30, 2020	✓
Permanent Power Complete	June 30, 2020	July 7, 2020	👉	May 4, 2020	✓
Interior Finish-Out Complete	November 30, 2020	November 30, 2020	↑	December 11, 2020	✓
Substantial Completion	January 5, 2021	January 5, 2021	↑	December 21, 2020	✓
Final Completion	February 2, 2021	May 2022	↓	-	
Student Occupancy	August 2021	March 2021	↑	March 12, 2021	✓

## IT Center

Activity	Baseline Finish	Planned Finish		Actual Finish	
BOT Approval of Program Manager	September 25, 2018	February 14, 2018	↑	February 14, 2018	✓
BOT Approval of A/E Procurement Method	September 25, 2018	March 27, 2018	↑	March 27, 2018	✓
BOT Approval of Construction Delivery Method	September 25, 2018	March 27, 2018	↑	March 27, 2018	✓
BOT Approval of Recommended A/E Firm	June 26, 2018	June 26, 2018	↑	June 26, 2018	✓
BOT Approval of Recommended CM Firm	August 2018	August 2018	↑	August 28, 2018	✓
Architect Mobilized	July 24, 2018	July 24, 2018	↑	July 31, 2018	✓
Schematic Design Submittal	May 24, 2019	May 24, 2019	↑	May 24, 2019	✓
Design Development Submittal	August 23, 2019	August 23, 2019	↑	August 23, 2019	✓
Construction Document Submittal	December 9, 2019	December 9, 2019	↑	December 9, 2019	✓
Contractor Mobilized	December 2019	January 6, 2020	↓	January 20, 2020	✓
Construction Start for Loop Road/Parking	June 1, 2020	July 13, 2020	↓	July 27, 2020	✓
Foundations Complete	June 22, 2020	June 22, 2020	↑	May 2, 2020	✓
Structures Complete	August 14, 2020	August 14, 2020	↑	July 14, 2020	✓
Phase 1 Construction Complete for Loop Road/Parking	August 15, 2020	August 15, 2020	↑	August 22, 2020	✓
Phase 2 Construction Complete for Loop Road/Parking	October 31, 2020	March 15, 2021	↓	March 15, 2021	✓
Roofing of Buildings Complete	November 3, 2020	November 23, 2020	↓	October 23, 2020	✓
Permanent Power Complete	January 4, 2021	January 4, 2021	↑	January 29, 2021	✓
Interior Finish-Out Complete	May 13, 2021	June 30, 2021	↓	June 30, 2021	✓
Substantial Completion	June 30, 2021	July 7, 2021	👉	July 8, 2021	✓
Final Completion	August 26, 2021	May 2022	↓	-	
Student Occupancy	August 2021	August 2021	↑	August 23, 2021	✓

\* Phase 3 (Loop Road and Parking Lot) at Frisco Campus is included in this schedule

## 5.4 Phase 3

### McKinney Campus (Welcome Center and Renovations)

Activity	Baseline Finish	Planned Finish		Actual Finish	
BOT Approval of Program Manager	August 27, 2019	August 27, 2019	↑	August 27, 2019	✓
BOT Approval of A/E Procurement Method	October 22, 2019	October 22, 2019	↑	October 22, 2019	✓
BOT Approval of Construction Delivery Method	February 2020	February 2020	↑	October 22, 2019	✓
BOT Approval of Recommended A/E Firm	March 24, 2020	March 24, 2020	↑	April 28, 2020	✓
BOT Approval of Recommended CM Firm	March 24, 2020	March 24, 2020	↑	April 28, 2020	✓
Architect NTP	April 14, 2020	April 14, 2020	↑	April 8, 2020	✓
Schematic Design Submittal	August 1, 2020	August 1, 2020	↑	August 1, 2020	✓
Site Construction Document Submittal	October 2, 2020	October 2, 2020	↑	October 2, 2020	✓
Welcome Center Construction Document Submittal	November 20, 2020	November 20, 2020	↑	October 30, 2020	✓
GMP #1 * Board Approval	December 8, 2020	December 8, 2020	↑	December 8, 2021	✓
GMP #2 ** Board Approval	January 26, 2021	February 23, 2021	↓	January 26, 2021	✓
GMP #1 * Construction Start	January 18, 2021	January 18, 2021	↑	January 28, 2021	✓
GMP #2 ** Construction Start	March 1, 2021	March 1, 2021	↑	March 15, 2021	✓
Site - Phase 1	September 3, 2021	September 3, 2021	↑	August 30, 2021	✓
Site - Phase 2	January 7, 2022	March 11, 2022	↓	March 24, 2022	✓
Site - Core Utilities	January 4, 2022	April 30, 2022	↓	April 30, 2022	✓
Welcome Center Substantial Completion	June 29, 2022	June 29, 2022	↑	-	
Welcome Center Final Completion	July 31, 2022	July 31, 2022	↑	-	
Kitchen Renovation Substantial Completion	December 27, 2021	March 4, 2022	↓	March 31, 2022	✓
Dental Offices Substantial Completion	October 25, 2021	March 24, 2022	↓	March 31, 2022	✓
Dental Lab Substantial Completion	October 5, 2021	January 10, 2022	↓	December 28, 2021	✓
Substantial Completion	May 2022	June 2022	↓	-	
Student Occupancy	July 2022	August 2022	↓	-	

\* GMP #1 Site, Civil, and Demolition for Renovation Work

\*\* GMP #2 Construction of New Welcome Center and Renovation

**Frisco Campus (Addition and Renovations)**

Activity	Baseline Finish	Planned Finish		Actual Finish	
BOT Approval of Program Manager	August 27, 2019	August 27, 2019	↑	August 27, 2019	✓
BOT Approval of Recommended AE Firm	June 23, 2020	June 23, 2020	↑	June 23, 2020	✓
BOT Approval of Recommended CM Firm	August 25, 2020	August 25, 2020	↑	August 25, 2020	✓
Schematic Design Submittal	December 14, 2020	December 14, 2020	↑	December 14, 2020	✓
Construction Document Submittal	March 26, 2021	March 26, 2021	↑	March 26, 2021	✓
GMP #1 * Board Approval	October 27, 2020	October 27, 2020	↑	October 27, 2020	✓
GMP #1 * Construction Start	December 15, 2020	December 15, 2020	↑	December 2, 2020	✓
GMP #2 ** Board Approval	March 2021	April 2021	↓	April 25, 2021	✓
GMP #2 ** Construction Start	April 2021	June 2021	↓	June 7, 2021	✓
Fire Lane Completion	March 2021	October 2021	↓	October 15, 2021	✓
Alumni Hall Start	July 2021	July 2021	↑	July 21, 2021	✓
Alumni Hall Foundations Complete	September 2021	September 2021	↑	September 2021	✓
Alumni Hall Structure Complete	October 2021	November 2021	↓	November 15, 2021	✓
Alumni Hall Roof Complete	November 2021	December 2021	↓	December 30, 2021	✓
Alumni Hall Interior Finish-out	April 2022	April 19, 2022	↓	April 19, 2022	✓
Alumni Hall Substantial Completion	April 2022	April 19, 2022	↓	April 19, 2022	✓
Alumni Hall Final Completion	June 2022	June 2022	↑	-	
Heritage Hall Renovations Start	June 21, 2021	June 21, 2021	↑	June 21, 2021	✓
Heritage Hall Substantial Completion	January 2022	January 2022	↑	January 14, 2022	✓
Founders Hall Renovations Start	July 2021	July 15, 2021	👉	July 15, 2021	✓
Founders Hall Substantial Completion	January 2022	January 2022	↑	January 14, 2022	✓
Lawler Hall Building Entrance Start	July 2021	July 15, 2021	👉	July 26, 2021	✓
Lawler Hall Building Entrance Substantial Completion	December 2021	March 16, 2022	↓	March 16, 2022	✓

\* GMP #1 Fire Lane

\*\* GMP #2 Alumni Hall Remaining Work, Renovations and Foundation Work

**Plano Campus (Wayfinding)**

Activity	Baseline Finish	Planned Finish		Actual Finish	
BOT Approval of Program Manager	August 27, 2019	August 27, 2019	↑	August 27, 2019	✓
BOT Approval of Recommended Signage Firm	October 26, 2021	October 26, 2021	↑	October 26, 2021	✓
Demo for Wayfinding Signs	March 21, 2022	March 21, 2022	↑	March 21, 2022	✓
Install of Electrical Borings	May 8, 2022	June 15, 2022	↓	-	
Install of Wayfinding Foundations	April 25, 2022	June 15, 2022	↓	-	
Install of Wayfinding Signs	May 27, 2022	June 22, 2022	↓	-	

## 6. Budget

### 6.1 Program Summary

#### Program Wide Budget Summary

Budget Group	Original Budget	Current Budget	Commitments	Expenditures	% of Budget Committed	% of Commitment Expended
Management, Design, & Pre-Construction	\$50,110,038	\$45,568,512	\$45,431,592	\$44,944,312	100%	99%
Investigation, Testing & Verification	\$8,532,425	\$5,669,732	\$5,257,743	\$4,961,538	93%	94%
Construction, Equipment & Furnishings	\$503,285,069	\$540,675,736	\$535,835,782	\$515,448,522	99%	96%
Misc.	\$465,231	\$257,904	\$215,019	\$208,139	83%	97%
Contingency	\$37,607,237	\$21,853,297	\$0	\$0	0%	0%
<b>Total Program Budget</b>	<b>\$600,000,000</b>	<b>\$614,025,181</b>	<b>\$586,740,136</b>	<b>\$565,562,511</b>		
% of Total Program Budget Committed	<b>95.56%</b>					
% of Total Commitments Expended	<b>96.39%</b>					
% of Total Program Budget Expended	<b>92.11%</b>					

### 6.2 Phase 1

#### Wylie Campus

Budget Group	Original Budget	Current Budget	Commitments	Expenditures	% of Budget Committed	% of Commitment Expended
Management, Design, & Pre-Construction	\$15,051,440	\$13,595,304	\$13,595,304	\$13,595,304	100%	100%
Investigation, Testing & Verification	\$2,679,247	\$1,587,529	\$1,587,529	\$1,587,529	100%	100%
Construction, Equipment & Furnishings	\$133,174,284	\$149,385,809	\$149,385,809	\$149,385,809	100%	100%
Misc.	\$126,082	\$61,361	\$61,361	\$61,361	100%	100%
Contingency	\$6,571,649	\$0	\$0	\$0	0%	0%
<b>Total Project Budget</b>	<b>\$157,602,702</b>	<b>\$164,630,003</b>	<b>\$164,630,003</b>	<b>\$164,630,003</b>		
% of Total Project Budget Committed	<b>100.00%</b>					
% of Total Commitments Expended	<b>100.00%</b>					
% of Total Project Budget Expended	<b>100.00%</b>					



**Technical Campus**

Budget Group	Original Budget	Current Budget	Commitments	Expenditures	% of Budget Committed	% of Commitment Expended
Management, Design, & Pre-Construction	\$14,713,206	\$13,730,909	\$13,730,909	\$13,730,909	100%	100%
Investigation, Testing & Verification	\$2,619,039	\$1,297,502	\$1,297,502	\$1,297,502	100%	100%
* Construction, Equipment & Furnishings	\$130,181,602	\$161,435,093	\$161,435,093	\$161,435,093	100%	100%
Misc.	\$123,249	\$38,501	\$38,501	\$38,501	100%	100%
Contingency	\$6,423,972	\$0	\$0	\$0	0%	0%
<b>Total Project Budget</b>	<b>\$154,061,068</b>	<b>\$176,502,005</b>	<b>\$176,502,005</b>	<b>\$176,502,005</b>		
Allen ISD Reimbursement	-	(\$12,000,000)	(\$12,000,000)	-		
Allen EDC Grant	-	(\$400,000)	(\$400,000)	-		
% of Total Project Budget Committed	<b>100.00%</b>					
% of Total Commitments Expended	<b>100.00%</b>					
% of Total Project Budget Expended	<b>100.00%</b>					

\* Actual Budget from bond funds is \$149,035,093 (\$161,435,093 less \$12,000,000 Allen ISD Reimbursement and \$400,000 Allen EDC Grant)

**6.3 Phase 2****Celina Campus**

Budget Group	Original Budget	Current Budget	Commitments	Expenditures	% of Budget Committed	% of Commitment Expended
Management, Design, & Pre-Construction	\$5,078,807	\$3,996,375	\$3,996,375	\$3,996,375	100%	100%
Investigation, Testing & Verification	\$936,908	\$533,109	\$533,109	\$533,109	100%	100%
Construction, Equipment & Furnishings	\$46,569,862	\$47,979,970	\$44,885,369	\$44,779,310	94%	100%
Misc.	\$44,090	\$21,260	\$21,260	\$21,260	100%	100%
Contingency	\$2,482,596	\$4,206,729	\$0	\$0	0%	0%
<b>Total Project Budget</b>	<b>\$55,112,263</b>	<b>\$56,737,444</b>	<b>\$49,436,114</b>	<b>\$49,330,055</b>		
% of Total Project Budget Committed	<b>87.13%</b>					
% of Total Commitments Expended	<b>99.79%</b>					
% of Total Project Budget Expended	<b>86.94%</b>					

**Farmersville Campus**

Budget Group	Original Budget	Current Budget	Commitments	Expenditures	% of Budget Committed	% of Commitment Expended
Management, Design, & Pre-Construction	\$2,539,404	\$2,188,394	\$2,188,394	\$2,188,289	100%	100%
Investigation, Testing & Verification	\$468,453	\$352,478	\$352,478	\$352,478	100%	100%
Construction, Equipment & Furnishings	\$23,284,932	\$25,523,160	\$25,425,554	\$21,772,478	100%	86%
Misc.	\$22,045	\$6,107	\$6,107	\$6,107	100%	100%
Contingency	\$1,241,298	\$435,993	\$0	\$0	0%	0%
<b>Total Project Budget</b>	<b>\$27,556,132</b>	<b>\$28,506,132</b>	<b>\$27,972,533</b>	<b>\$24,319,352</b>		
% of Total Project Budget Committed	<b>98.13%</b>					
% of Total Commitments Expended	<b>86.94%</b>					
% of Total Project Budget Expended	<b>85.31%</b>					

**IT Center**

Budget Group	Original Budget	Current Budget	Commitments	Expenditures	% of Budget Committed	% of Commitment Expended
Management, Design, & Pre-Construction	\$5,472,853	\$4,873,547	\$4,873,547	\$4,846,569	100%	99%
Investigation, Testing & Verification	\$1,009,600	\$842,333	\$842,333	\$821,562	100%	98%
Construction, Equipment & Furnishings	\$50,183,042	\$46,025,015	\$45,401,274	\$40,916,062	99%	90%
Misc.	\$47,510	\$10,487	\$10,487	\$10,487	100%	100%
Contingency	\$2,675,210	\$5,218,011	\$0	\$0	0%	0%
<b>Total Project Budget</b>	<b>\$59,388,215</b>	<b>\$56,969,393</b>	<b>\$51,127,641</b>	<b>\$46,594,680</b>		
% of Total Project Budget Committed	<b>89.75%</b>					
% of Total Commitments Expended	<b>91.13%</b>					
% of Total Project Budget Expended	<b>81.79%</b>					

\* Project Budget contains funds for Phase 3 (Loop Road and Parking Lot) at Frisco Campus

**6.4 Phase 3****McKinney Campus (Welcome Center and Renovations)**

Budget Group	Original Budget	Current Budget	Commitments	Expenditures	% of Budget Committed	% of Commitment Expended
Management, Design, & Pre-Construction	\$4,370,860	\$4,512,820	\$4,486,018	\$4,283,401	99%	95%
Investigation, Testing & Verification	\$472,163	\$553,973	\$353,788	\$182,665	64%	52%
Construction, Equipment & Furnishings	\$30,179,816	\$38,994,104	\$38,186,454	\$29,820,748	98%	78%
Misc.	\$31,435	\$32,476	\$2,845	\$2,845	9%	100%
Contingency	\$2,833,454	\$2,886,222	\$0	\$0	0%	0%
<b>Total Project Budget</b>	<b>\$37,887,728</b>	<b>\$46,979,595</b>	<b>\$43,029,105</b>	<b>\$34,289,660</b>		
% of Total Project Budget Committed	<b>91.59%</b>					
% of Total Commitments Expended	<b>79.69%</b>					
% of Total Project Budget Expended	<b>72.99%</b>					

**Frisco Campus (Addition and Renovations)**

Budget Group	Original Budget	Current Budget	Commitments	Expenditures	% of Budget Committed	% of Commitment Expended
Management, Design, & Pre-Construction	\$2,883,468	\$2,097,152	\$1,987,034	\$1,820,465	95%	92%
Investigation, Testing & Verification	\$347,015	\$460,793	\$248,989	\$163,068	54%	65%
Construction, Equipment & Furnishings	\$16,724,000	\$16,962,367	\$16,765,369	\$13,775,437	99%	82%
Misc.	\$70,820	\$78,211	\$64,957	\$58,077	83%	89%
Contingency	\$1,094,995	\$3,342,515	\$0	\$0	0%	0%
<b>Total Project Budget</b>	<b>\$21,120,298</b>	<b>\$22,941,038</b>	<b>\$19,066,349</b>	<b>\$15,817,047</b>		
% of Total Project Budget Committed	<b>83.11%</b>					
% of Total Commitments Expended	<b>82.96%</b>					
% of Total Project Budget Expended	<b>68.95%</b>					

**Plano Campus (Additional Projects)**

Budget Group	Original Budget	Current Budget	Commitments	Expenditures	% of Budget Committed	% of Commitment Expended
Management, Design, & Pre-Construction	\$0	\$123,011	\$123,011	\$32,000	100%	26%
Investigation, Testing & Verification	\$0	\$24,515	\$24,515	\$6,125	100%	25%
Construction, Equipment & Furnishings	\$0	\$789,665	\$789,665	\$71,502	100%	9%
Misc.	\$0	\$0	\$0	\$0	0%	0%
Contingency	\$0	\$1,240,350	\$0	\$0	0%	0%
<b>Total Project Budget</b>	<b>\$0</b>	<b>\$2,177,541</b>	<b>\$937,191</b>	<b>\$109,627</b>		
% of Total Project Budget Committed		<b>43.04%</b>				
% of Total Commitments Expended		<b>11.70%</b>				
% of Total Project Budget Expended		<b>5.03%</b>				

**6.5 Phase A**

**Public Safety Training Center**

Budget Group	Current Budget	Commitments	Expenditures	% of Budget Committed	% of Commitment Expended
PSTC Construction	\$31,068,022	\$31,068,022	\$31,068,022	100%	100%
PSTC Parking Addition	\$675,000	\$655,641	\$586,529	97%	89%
<b>Total Project Budget</b>	<b>\$31,743,022</b>	<b>\$31,723,663</b>	<b>\$31,654,551</b>		

*\* This project was not managed by AECOM. However, it is included in the report to make a complete report of Bond costs.*

**Trane Energy PACT**

Budget Group	Original Budget	Current Budget	Commitments	Expenditures	% of Budget Committed	% of Commitment Expended
Frisco Campus	\$9,725,336	\$9,725,336	\$9,725,336	\$9,725,336	100%	100%
Plano Campus	\$6,797,834	\$6,797,834	\$6,797,834	\$6,797,834	100%	100%
McKinney Campus	\$4,044,983	\$4,044,983	\$4,044,983	\$4,044,983	100%	100%
Courtyard Center	\$548,720	\$548,720	\$548,720	\$548,720	100%	100%
Collin Higher Education Center	\$720,659	\$720,659	\$720,659	\$720,659	100%	100%
<b>Total Program Budget</b>	<b>\$21,837,531</b>	<b>\$21,837,531</b>	<b>\$21,837,531</b>	<b>\$21,837,531</b>		
% of Total Project Budget Committed		<b>100.00%</b>				
% of Total Commitments Expended		<b>100.00%</b>				
% of Total Project Budget Expended		<b>100.00%</b>				

## 6.6 Additional Program Budgets

### Program Level

Budget Group	Original Budget	Current Budget	Commitments	Expenditures	% of Budget Committed	% of Commitment Expended
Building Fund Reimbursement	\$51,150,000	\$0	\$0	\$0	0%	0%
Program Wide Traffic Study	\$0	\$351,500	\$351,500	\$351,500	100%	100%
Program Contingency	\$39,393,094	\$4,523,477	\$0	\$0	0%	0%
Trane PACT Program Management		\$99,500	\$99,500	\$99,500	100%	100%
Bond Fees		\$9,500	\$9,500	\$9,500	100%	100%
District Wide Commissioning		\$17,500	\$17,500	\$17,500	100%	100%
<b>Total Project Budget</b>	<b>\$90,543,094</b>	<b>\$5,001,477</b>	<b>\$478,000</b>	<b>\$478,000</b>		

\* Building Fund Reimbursements for Wylie Campus land, Technical Campus land, and Public Safety Training Center construction costs were completed in August '18. Budgets, Commitments and Expenditures for these costs are reflected in each project.

\*\* Program Contingency Original Budget is the result of the balance from the original Phase 3 & 4 projects less the funding for the Frisco Campus Parking Garage, McKinney Campus Welcome Center & Trane Energy PACT projects.

\* Additional Phase 3 projects to be funded from Program Contingency

## 7. Completed Items

### 7.1 General Program

- [AECOM issued the Monthly Program Report for April '22 to Collin College on May 6<sup>th</sup>](#)

### 7.2 Procurement

- No Procurement Items have been completed at this time

### 7.3 Design

- No Design Items have been completed at this time

### 7.4 Pre-Construction

- No Pre-Construction Items have been completed at this time

### 7.5 Construction

- [Collin College, AECOM, Page Southerland Page, Inc., and Skanska USA Building, Inc. conducted Weekly OAC meetings on May 4<sup>th</sup>, 11<sup>th</sup>, 18<sup>th</sup>, and 25<sup>th</sup> for the Frisco Campus Addition and Renovations](#)
- [Collin College, AECOM, PBK, and Skanska USA Building, Inc. conducted Weekly OAC meetings on May 3<sup>rd</sup>, 10<sup>th</sup>, 17<sup>th</sup>, 24<sup>th</sup>, and 31<sup>st</sup> for the McKinney Campus Addition and Renovations](#)
- [Collin College, AECOM, IN2, and SSC Signs and Lighting conducted Weekly OAC meetings on May 2<sup>nd</sup>, 9<sup>th</sup>, and 23<sup>rd</sup> for the Plano Campus Wayfinding](#)

[See Appendix A for Construction Progress Photos](#)

### 7.6 Acceptance and Close-Out

- No Acceptance and Close-Out items are pending at this time

## 8. Pending Items

### 8.1 General Program

- No General Program items are pending at this time

### 8.2 Procurement

- No Procurement items are pending at this time

### 8.3 Design

- No Design items are pending at this time

### 8.4 Pre-Construction

- No Pre-Construction items are pending at this time

### 8.5 Construction

- No Construction items are pending at this time

*See Appendix A for Construction Progress Photos*

### 8.6 Acceptance and Close-Out

- [Final close-out activities are nearing completion for the Phase 2 projects](#)

# Appendix A – Construction Progress Photos

## Addition and Renovations at Frisco Campus



Dining Hall at Alumni Hall



E-Sports Area at Alumni Hall




Student Engagement Room at Alumni Hall



Entry to Servery



Video Wall at Lawler Hall



Wall Paint in Process in Classroom at Lawler Hall

## Welcome Center, Parking Lot, and Renovations at McKinney Campus



Stone Tops and Wood Ceiling Installed at Transaction Area




Conference Room on 2<sup>nd</sup> Floor of Welcome Center



Chairs Delivered for Dining Area



Serving Area in Dining Room



Atrium Terrazzo Installed



Rear Entry Flatwork Layout

## Wayfinding at Plano Campus



Form Set for Foundation



Monument Sign in Factory