



2023-2024 TEXAS ACADEMIC PERFORMANCE REPORT

White Settlement I.S.D.

Annual Public Hearing

Open Public Hearing

2023- 2024 ANNUAL REPORT

1. 2023-24 Texas Academic Performance Report
2. PEIMS Financial Standard Report (2022-2023 Report)
3. 2023-2024 District Accreditation Status
4. Campus Performance Objectives
5. Report on Violent or Criminal Incidents on Campuses
6. Student Performance in Postsecondary Institutions
7. Progress of the District meeting Board adopted HB 3 Goals

TEXAS ACADEMIC PERFORMANCE REPORT (TAPR)

Texas Academic Performance Report includes:

- STAAR Results
- CCMR Results
- Attendance Rates
- Dropout Rates
- Graduation Rates and Plans
- Student Information
- Staff Information
- Instructional Program Information

Currently, the TAPR does not include A–F ratings or Distinction Designations. The issuance of the A–F ratings under 2024 rule is pending and subject to change.

PEIMS FINANCIAL STATUS REPORT

Revenues

Expenditures

Disbursements

Tax Rates

Fund Balance

The 2023-2024 Financial Actual Report will be published in the spring of 2025.

The 2023-2024 Financial Budgeted Report may be found at [SAS Output](#)

FINANCIAL REWARDS

Texas Comptroller Transparency Stars Awards

The Texas Comptroller of Public Accounts' Transparency Stars program recognizes local government for going above and beyond in their transparency efforts. The program recognizes government entities that accomplish the following:

- Open their books not only in their traditional finances, but also in the areas of contracts and procurement, and debt obligations; and
- Provide clear and meaningful financial information not only by posting financial documents, but also through summaries, visualizations, downloadable data and other relevant information.
- White Settlement ISD has earned the Transparency Stars in Traditional Finances, Contracts and Procurement, and Debt Obligations.

Certificate of Excellence in Financial Reporting Awards

The Association of School Business Officials International awarded White Settlement ISD the Certificate of Excellence in Financial Reporting for the Comprehensive Annual Financial Reports for fiscal year-end June 30, 2020 through June 30, 2023. The June 31, 2024, report is currently under review.

The Governmental Finance Officers Association (GFOA) awarded White Settlement ISD the Certificate of Achievement for Excellence in Financial Reporting for the Comprehensive Annual Financial Report for fiscal year-end June 30, 2020 through June 30, 2023. The June 30, 2024, report is currently under review.

These awards represents a significant achievement and reflects the District's commitment to transparency and high-quality financial reporting.

FINANCIAL REWARDS

Meritorious Budget Award

The Association of School Business Officials International awarded White Settlement ISD the Pathway to the Meritorious Budget Award for the budget presentation prepared for the school year 2021-2022 and 2022-2023. The District earned the full Meritorious Budget Award for 2023-2024 and 2024-2025.

This award reflects the district's commitment to sound fiscal management and budgetary policies.

Award of Excellence in Financial Management

The Texas Association of School Business Officials recognizes Texas school districts, open enrollment charter schools, and education service centers that have implemented professional standards, best practices, and innovations in financial reporting. The District received this award for the first time in December 2024.

DISTRICT ACCREDITATION STATUS

Generally, each year T.E.A. assigns one of four accreditation statuses to each district in the state:

- Accredited
- Accredited-Warning
- Accredited-Probation
- Not Accredited- Revoked

In assigning an accreditation status to a district, TEA considers

- Academic accountability ratings
- Financial accountability ratings
- Data integrity
- Program-area deficiencies identified through Results Driven Accountability (RDA)

Furter information regarding accreditation status may be found at:

<https://tea.texas.gov/texas-schools/accountability/accreditation/accreditation-status>

W.S.I.S.D. Accreditation Status: Accredited

DISTRICT AND CAMPUS PERFORMANCE OBJECTIVES

The Board of Trustees annually adopts the District and Campus Improvement Plans. The District Planning Committee, comprised of teachers, staff, administrators, parents and community members, develops and continually reviews the District Improvement Plan throughout the school year. The Campus Planning Committees of teachers, staff and administrators develop a Campus Improvement Plan that supports the district goals and objectives

Campus Performance Objectives and Plans were approved
by W.S.I.S.D. Board of Trustees at the September 2024 Board Meeting.

[District & Campus Improvement Plans –](#)

[White Settlement Independent School District \(wsisd.com\)](http://wsisd.com)

REPORT ON VIOLENT OR CRIMINAL INCIDENTS

TEC Section 39.306 requires each district to publish, as part of its *Annual Report*, a report on violent or criminal incidents that occur at each campus.

The report must include:

- Number, rate, and type of violent and criminal incidents that occurred on each campus
- (the extent permitted under FERPA)
- Descriptions of school violence prevention and violence interventions policies and procedures used to protect students
- Findings from evaluations (if any) conducted under the Safe and Drug-Free Schools and Communities Act

REPORT ON VIOLENT OR CRIMINAL INCIDENTS

As required by T.E.A., the District completes the following actions:

- Conduct a Summer Targeted Partial Safety Audit
- Conduct an Exterior Door Safety Audit
- Convene the district's Safety and Security Committee
- Schedule all mandatory drills for the school year
- Ensure all threat assessment team members are trained
- Review and, as necessary, update control procedures

REPORT ON VIOLENT OR CRIMINAL INCIDENTS

Bully Prevention	Police
<p data-bbox="270 625 1131 759">Youth Aware of Mental Health (YAM) program</p> <p data-bbox="270 853 1116 988">Monthly guidance lessons using 7 Mindsets Curriculum</p> <p data-bbox="270 1082 1024 1145">Safe Haven PALS Program</p> <p data-bbox="270 1239 988 1296">Teen Life Support Group</p>	<p data-bbox="1187 625 2196 682">Officers available at every campus</p> <p data-bbox="1187 776 1829 833">Three security guards</p> <p data-bbox="1187 928 2094 1062">Director of Safety, Security, and Emergency Management</p> <p data-bbox="1187 1156 1727 1213">Guardian Program</p>

REPORT ON VIOLENT OR CRIMINAL INCIDENTS

Reporting Mechanisms for Students, Parents, and Staff	Suicide Prevention
Anonymous Tip Line Centegix CRASE	HOPE Squad QPR suicide prevention training Crisis Text Line

REPORT ON VIOLENT OR CRIMINAL INCIDENTS

Human Trafficking	Child Abuse
Play It Safe	Play It Safe
Threat Assessment Protocol	Drug Awareness
SRP-Standard Response Protocol	Red Ribbon Week Drug detection dog searches

TEXAS HIGHER EDUCATION COORDINATING BOARD POSTSECONDARY ENROLLMENT 2022-2023 GRADUATES

TEC Section 39.306 requires each district to publish data from the **Texas Higher Education Coordinating Board (THECB)**, as part of its Annual Report, a report on **student performance in postsecondary institutions** during the **first year enrolled after graduation from high school**.

THED: High School Graduates Enrolled in Higher Education the Following Fall by High School County, School District

Campus Information	#
TARRANT COUNTY COLLEGE DIST (003626)	67
U. OF TEXAS AT ARLINGTON (003656)	24
UNIVERSITY OF NORTH TEXAS (003594)	21
TARLETON STATE UNIVERSITY (003631)	9
TEXAS CHRISTIAN UNIVERSITY (003636)	9
TEXAS TECH UNIVERSITY (003644)	8
WEATHERFORD COLLEGE (003664)	6
Other Pub/Ind 4-yr Institution (16)	26
Other Pub/Ind 2-yr Institution (5)	5
Not trackable	23
Not found	303
Total high school graduates	501

**TEXAS HIGHER EDUCATION COORDINATING BOARD
POSTSECONDARY G.P.A.
2022 GRADUATES FY 2023**

	Total Graduates	<2.0	2.0-2.49	2.5-2.99	3.0-3.49	>3.5
Four-Year Public University	77	26	7	9	15	19
Two-Year Public College	114	31	12	9	26	29

EARLY CHILDHOOD LITERACY HB 3 GOALS

WSISD supports a professional development plan for classroom teachers in kindergarten through third grade and campus administrators that requires their attendance in the Texas Reading Academies.

In addition to the Texas Reading Academies professional development opportunity, the curriculum department will offer topic specific or job-embedded professional development sessions throughout the year targeting explicit literacy instruction.

WSISD also builds campus capacity through PLCs facilitated by campus principals and instructional coaches.

Early Childhood Literacy Board Outcome Goal

The percent of 3rd grade students that score meets grade level or above on STAAR Reading will increase from 42% to 57% by June 2029.

Yearly Target Goals

2025	2026	2027	2028	2029
44%	47%	50%	53%	57%

Closing the Gaps Student Groups Yearly Targets

	African American	Hispanic	White	American Indian	Asian	Pacific Islander	Two or More Races	Special Ed	Eco. Disadv.	Special Ed (Former)	EL	Cont. Enrolled	Non-Cont. Enrolled
Baseline (2024)	28%	35%	54%	-	-	-	52%	13%	35%	*	30%	*	*
2025	30%	37%	56%	-	-	-	54%	15%	37%		32%		
2026	33%	40%	59%	-	-	-	57%	18%	40%		35%		
2027	36%	43%	62%	-	-	-	60%	21%	43%		38%		
2028	39%	46%	65%	-	-	-	63%	24%	46%		41%		
2029	43%	50%	69%	-	-	-	67%	28%	50%		45%		

Early Childhood Math Board Outcome Goal

The percent of 3rd grade students that score meets grade level or above on STAAR Math will increase from 35% to 50% by June 2029.

Yearly Target Goals

2025	2026	2027	2028	2029
37%	40%	43%	46%	50%

Closing the Gaps Student Groups Yearly Targets

	African American	Hispanic	White	American Indian	Asian	Pacific Islander	Two or More Races	Special Ed	Eco. Disadv.	Special Ed (Former)	EL	Cont. Enrolled	Non-Cont. Enrolled
Baseline (2024)	21%	28%	47%	-	-	-	52%	13%	28%	*	22%	*	*
2025	23%	30%	49%	-	-	-	54%	15%	30%		24%		
2026	26%	33%	52%	-	-	-	57%	18%	33%		27%		
2027	29%	36%	55%	-	-	-	60%	21%	36%		30%		
2028	32%	39%	58%	-	-	-	63%	24%	39%		33%		
2029	36%	43%	62%	-	-	-	67%	28%	43%		37%		

CCMR HB 3 GOALS

To demonstrate CCMR readiness, annual graduates must meet 1 of 11 indicators in either College Readiness or Career/Military Readiness. Graduates have all 4 years in high school to meet at least one of the indicators and many of them achieve more than one. We identified the following measures: College ready for TSI (Texas Success Initiative) that includes SAT, AP Exams, Dual Credit, earning industry-based certifications; and completing a coherent sequence of courses aligned to industry-based certification.

CCMR professional development will include:

All secondary teachers and guidance counselors understanding the criteria used in determining the district's CCMR rating.

8th – 12th grade CTE teachers and guidance counselors receiving training on the industry-based certifications as they relate to career pathways.

9th – 12th grade English Language Arts and Mathematics teachers receiving training and coaching on increasing student performance on college ready assessments such as TSIA, SAT, ACT, AP Exams

CCMR Board Outcome Goal


The percentage of graduates that meet the criteria for CCMR will increase from 64% to 74% by August 2029.

Yearly Target Goals

2025	2026	2027	2028	2029
66%	68%	70%	72%	74%

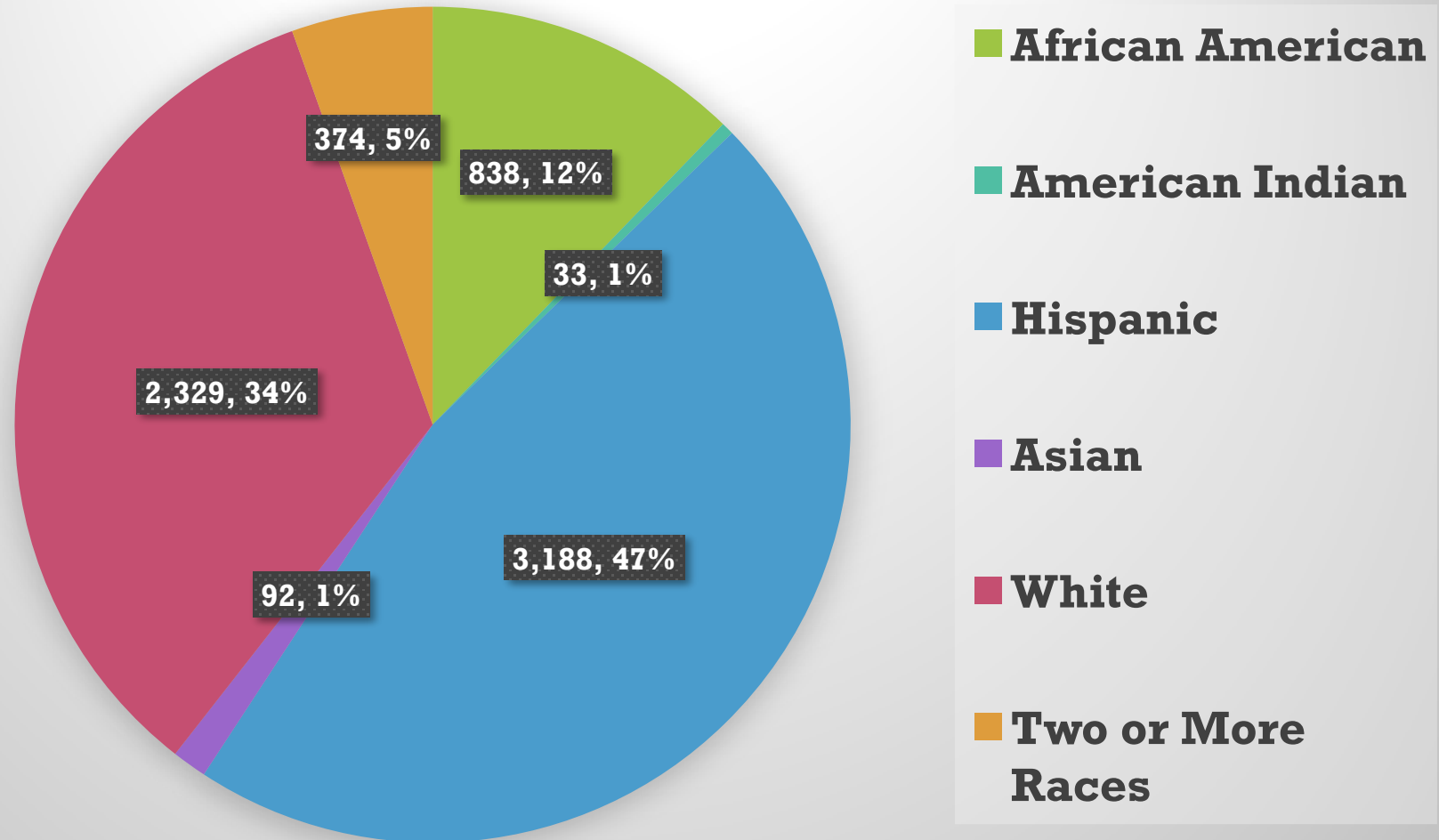
Closing the Gaps Student Groups Yearly Targets

	African American	Hispanic	White	American Indian	Asian	Pacific Islander	Two More Races or	Special Ed	Eco. Disadv.	Special Ed (Former)	EL	Cont. Enrolled	Non-Cont. Enrolled
Baseline (2024)	50%	61%	69%	-	-	-	62%	72%	58%	-	47%	69%	-
2025	52%	63%	71%	-	-	-	64%	74%	60%	-	49%	71%	-
2026	54%	65%	73%	-	-	-	66%	76%	62%	-	51%	73%	-
2027	56%	67%	75%	-	-	-	68%	78%	64%	-	53%	75%	-
2028	58%	69%	77%	-	-	-	70%	80%	66%	-	55%	77%	-
2029	60%	71%	79%	-	-	-	72%	82%	68%	-	57%	79%	-



TEXAS ACADEMIC PERFORMANCE REPORT HIGHLIGHTS

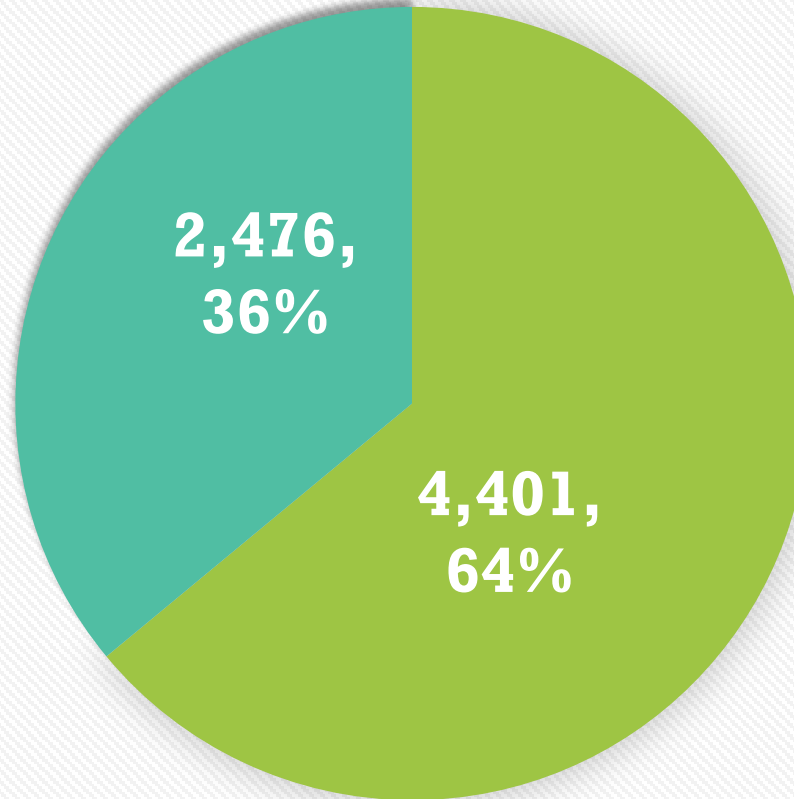
DISTRICT ETHNICITY



DISTRICT ECONOMIC STATUS

■ Economically Disadvantaged

■ Non-economically Disadvantaged



PROGRAM INFORMATION 2022-2024

Program	2021-2022	2022-2023	2023-2024
Section 504	772	757	715
English Learners (EL)	996	1,220	1,171
Special Education	787	888	896
Bilingual/ESL Education	1,148	1,052	1,307
Students served in Dyslexia	450	625	567

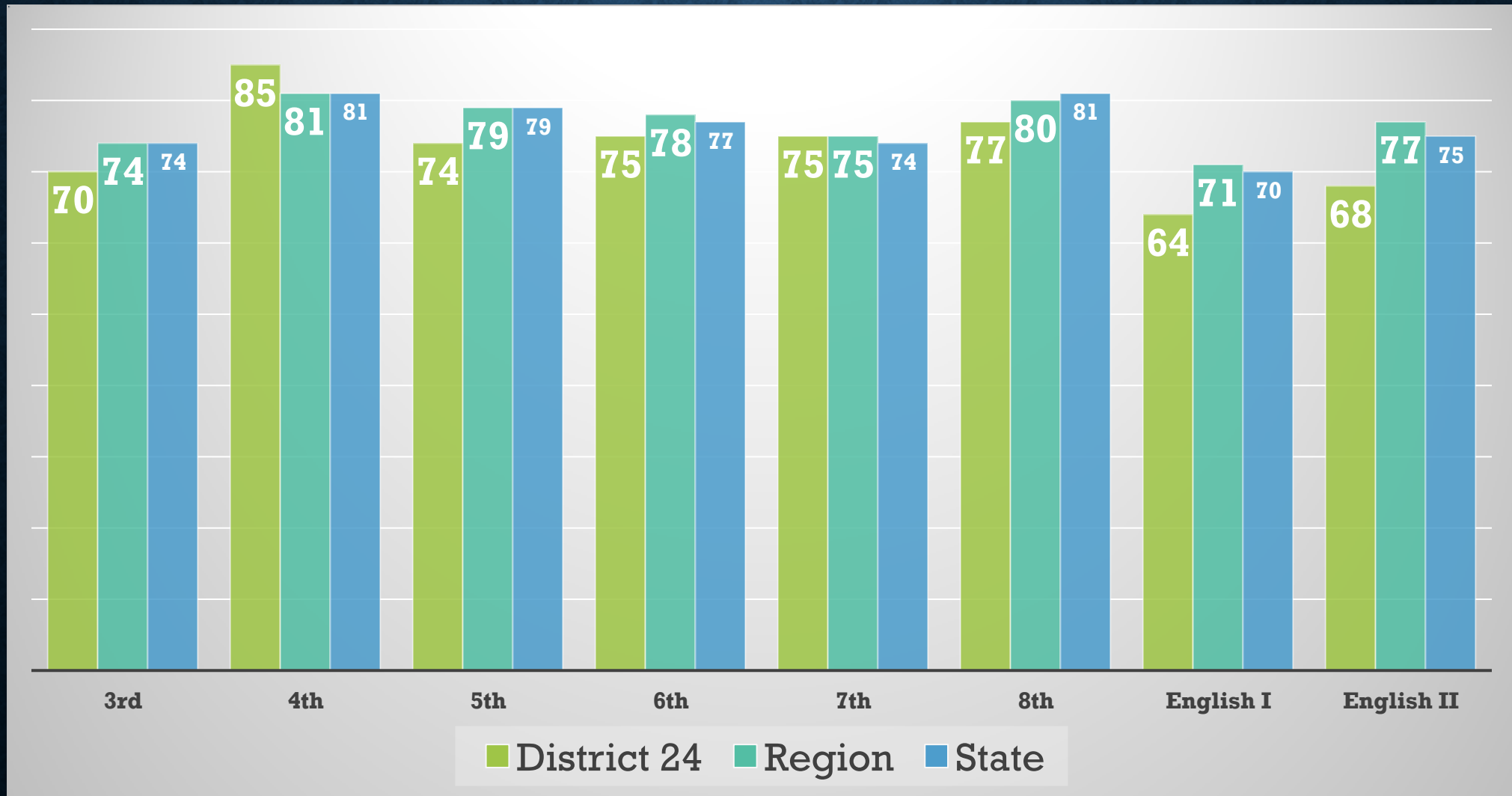
STAFF INFORMATION 2023-2024

Professional Staff	District	State
Teachers	52.0%	48.3%
Professional Support	10.4%	11.1%
Campus Administration	5.1%	3.3%
Central Administration	1.3%	1.2%
Educational Aides	13.5%	11.4%
Auxiliary Staff	17.7%	24.7%

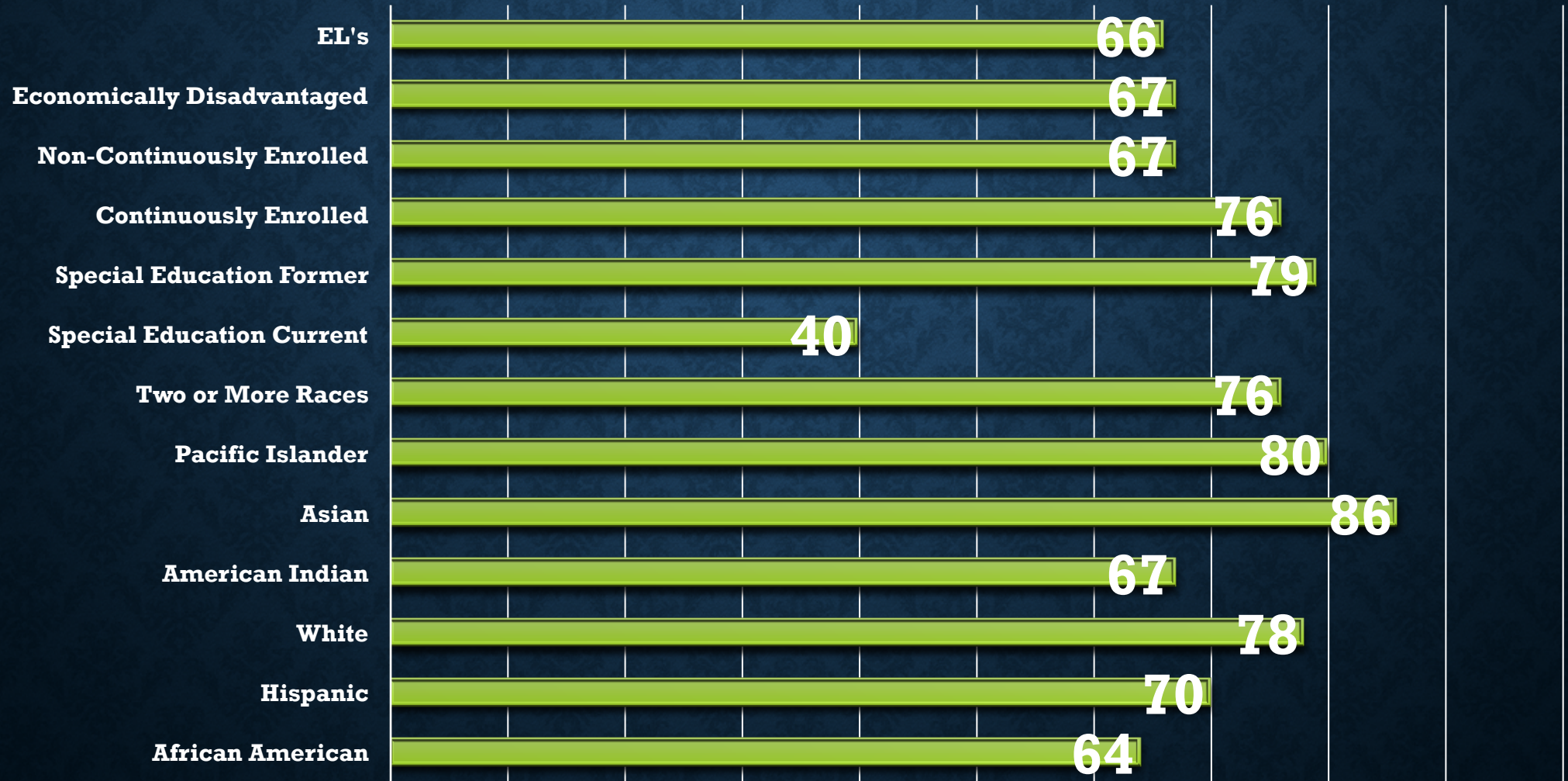
ATTENDANCE/MOBILITY/ ATTRITION 2022-2023

Indicator	# of WSISD Students	# of Students Statewide
Attendance Rate	93.0%	93.3%
Chronic Absenteeism	27.5%	25.7%
Mobility	1,101 16.0%	864,058 16.1%
Attrition	1,045 20.9%	767,390 18.1%

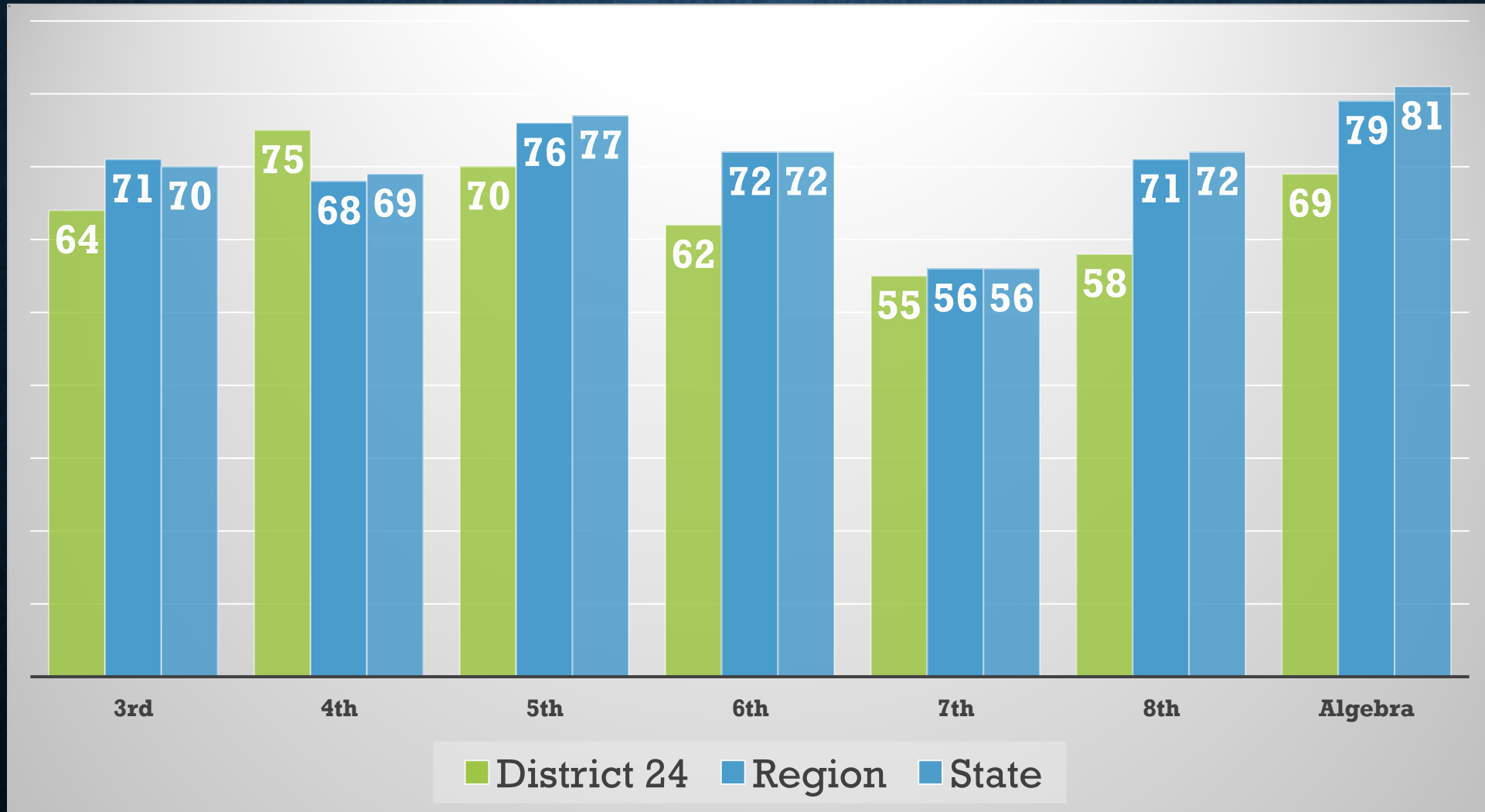
READING LANGUAGE ARTS RESULTS 2024




OVERALL READING LANGUAGE ARTS BY INDICATORS 2024



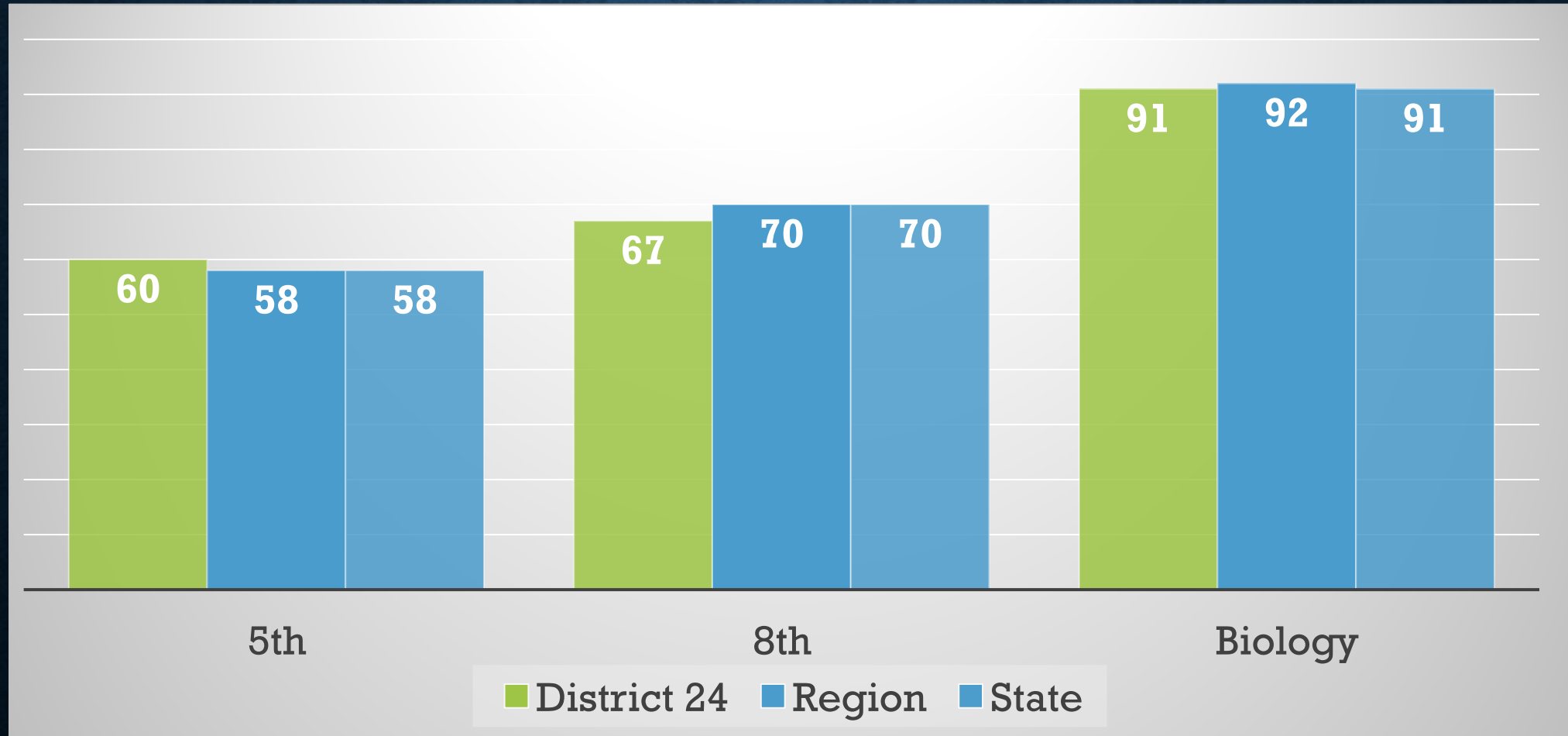
MATH RESULTS 2024



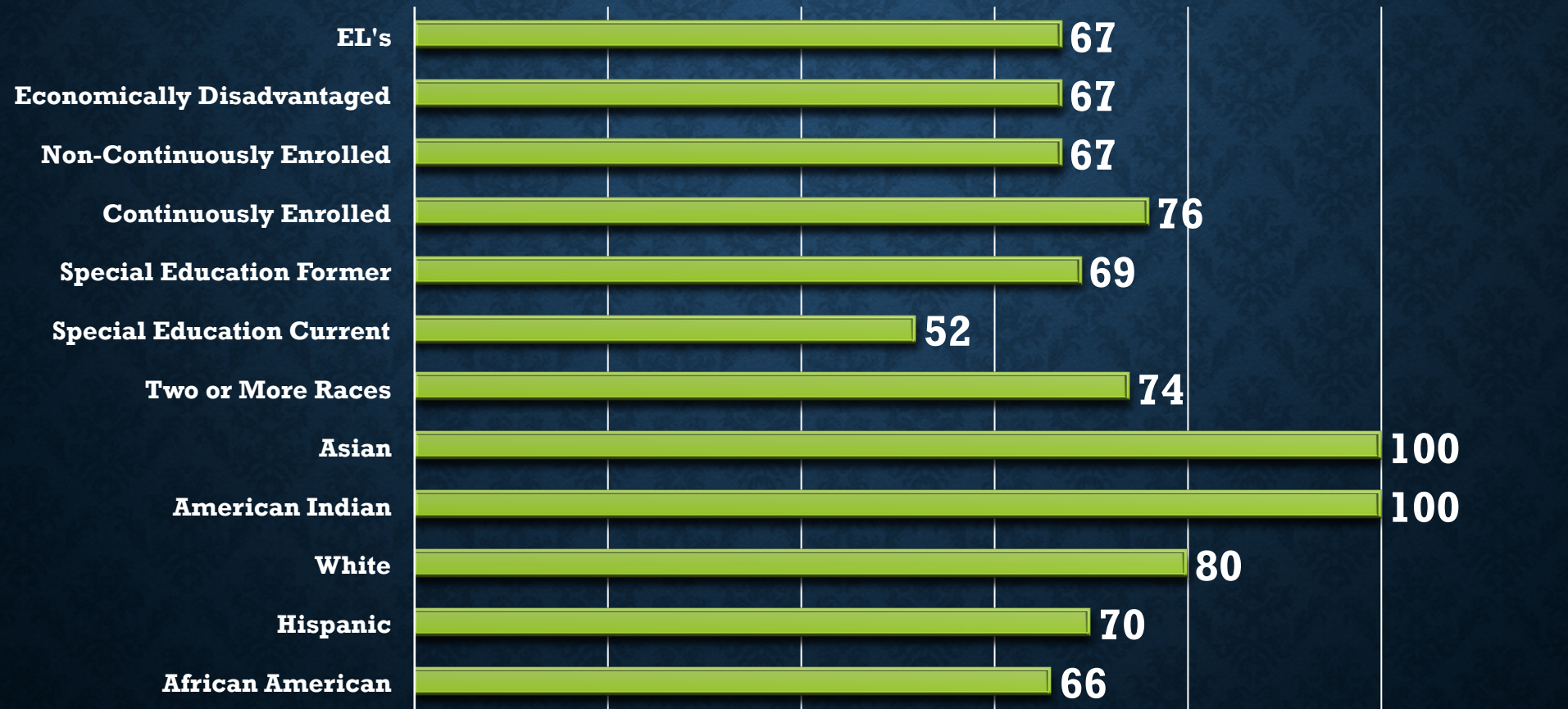
OVERALL MATH BY INDICATORS



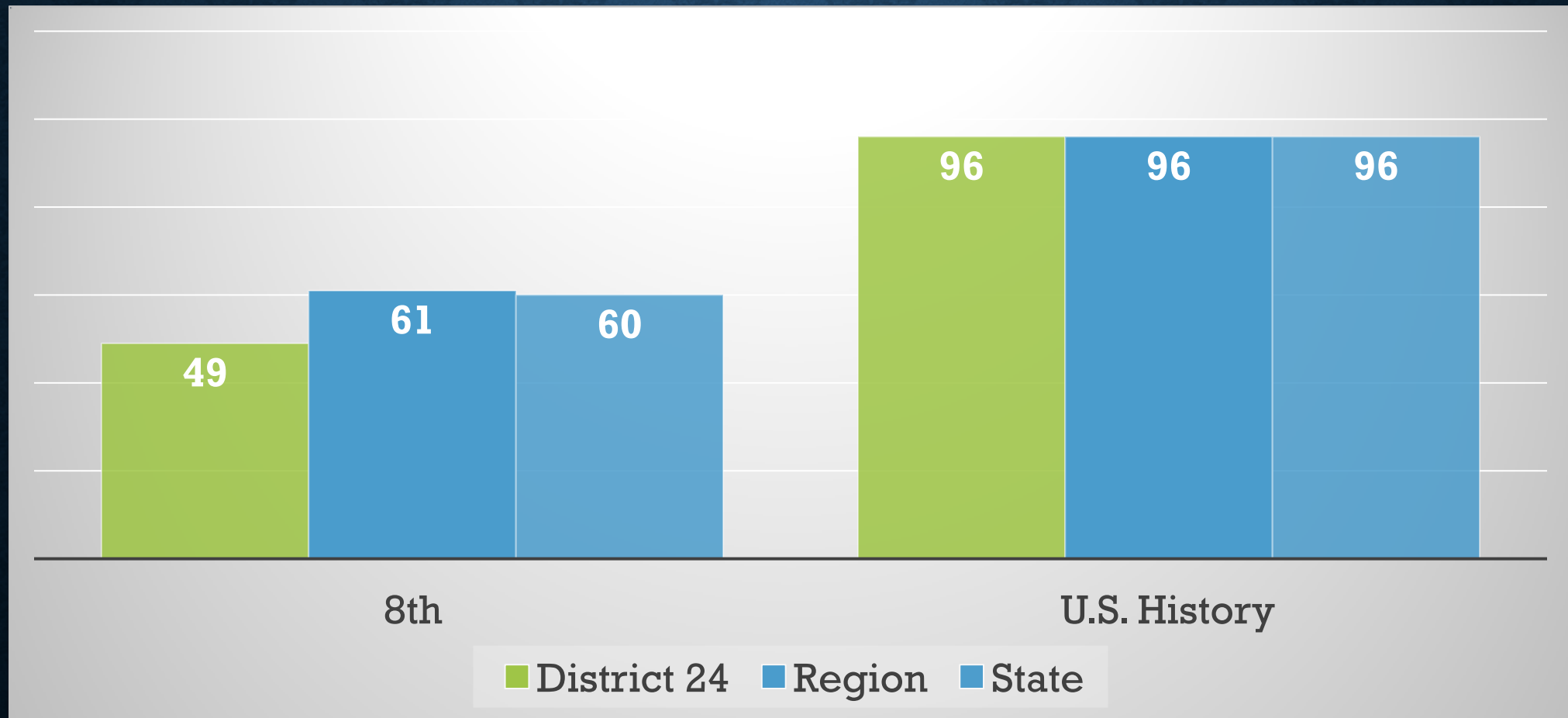
SCIENCE RESULTS 2024



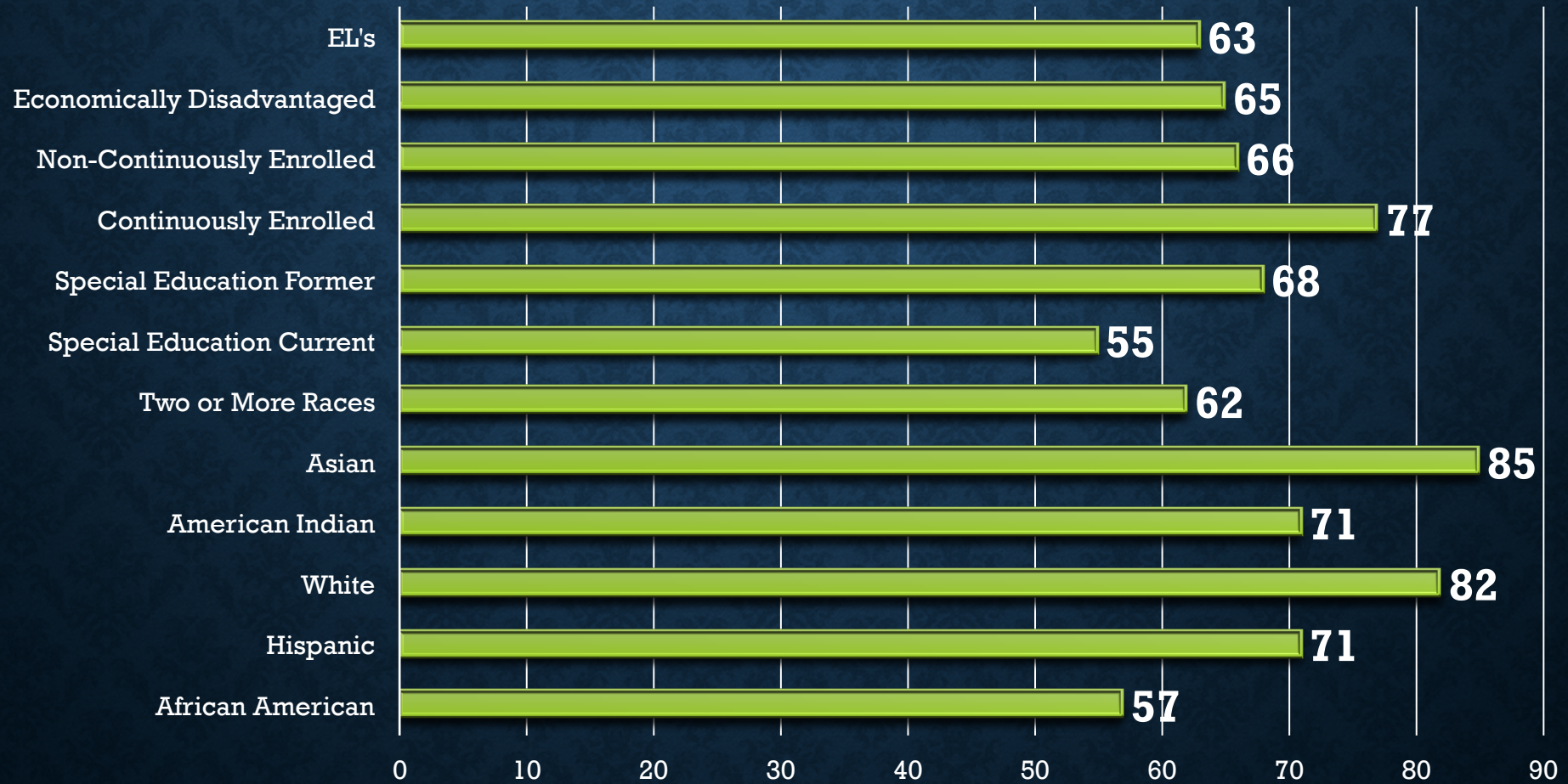
OVERALL SCIENCE BY INDICATORS



SOCIAL STUDIES RESULTS 2024



SOCIAL STUDIES BY INDICATORS



HIGH SCHOOL LONGITUDINAL RATES

Graduation Year Rate	Percentage of Students Graduation
4-Year Longitudinal Rate Class of 2023	89.9%
5-Year Longitudinal Rate Class of 2022	90.4%
6-Year Longitudinal Rate Class of 2021	92.6%

CCMR RELATED HIGHLIGHTS 2023

Indicators	District	Region	State
TSI Criteria English Language Arts	63.1%	64.9%	62.8%
TSI Criteria Mathematics	52.5%	54.5%	54.3%
AP Met Criteria	8%	20.2%	20.4%
Onramps Course Credits	15.4%	6.6%	4.8%
Dual Course Credit	18.6%	17.9%	23.6%
Approved Industry-Based Certifications	17.2%	28.6%	33.8%
College Prep Courses	20.2%	13.5%	12.5%

PARTICIPATION RATES PERFORMANCE RESULTS 2022-2023

Participation Percentages	District	Region	State
Tested SAT	94.0%	80.5%	79.3%

Test	District	Region	State
SAT	902	989	978

TAPR GLOSSARY

Each year, TEA prepares and publishes a TAPR Glossary.

- The TAPR Glossary provides definitions, describes methodologies, and lists sources for each data point in the TAPR.
- Currently, the TAPR does not include scale scores, A–F ratings, Distinction Designations, or Special Education Determination Status. The initial release does not include the Campus or District 2023 Accountability Reports. The issuance of the A–F ratings under 2023 rule is pending and subject to change.

[2023-2024 Texas Academic Performance Report \(TAPR\) Glossary](#)

Close Public Hearing



2024 TEXAS ACADEMIC PERFORMANCE REPORT

White Settlement I.S.D.

Annual Public Hearing

INSTRUCTIONAL UPDATE

PLC

- Tier 1 as the priority
- Teaching and assessing to the depth of the standard

Reading/ELA

- Continue to build continuum in writing for students using common language and graphic organizers
- Guided Reading with phonics instruction
- Cohesive instruction in Kindergarten
- Implementing small groups at the secondary level

Professional Development

- Analyzing ECR and SCR questions
- Modeling reading and thinking with annotation

Math

- Daily Numeracy
- STEMScopes as a priority resource

Professional Development

- Productive Struggle with scaffolding