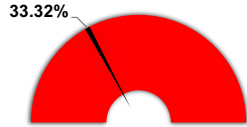


# Educational | Operations and Maintenance | Transportation | IMRF | Working Cash | Tort

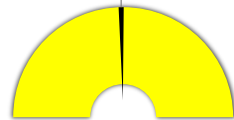
For the Period Ending January 31, 2021

Projected Year-End Balances  
as % of Budgeted Revenue



Actual YTD Revenues

48.54%



Projected YTD Revenues  
49.03%

Actual YTD Local Sources

44.72%



Projected YTD Local Sources  
48.50%

Actual YTD State Sources

56.34%



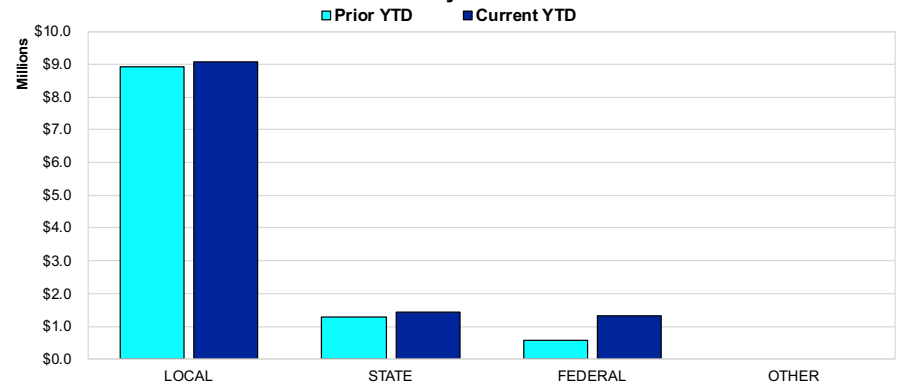
Projected YTD State Sources  
52.31%

## All Funds | Top 10 Sources of Revenue YTD

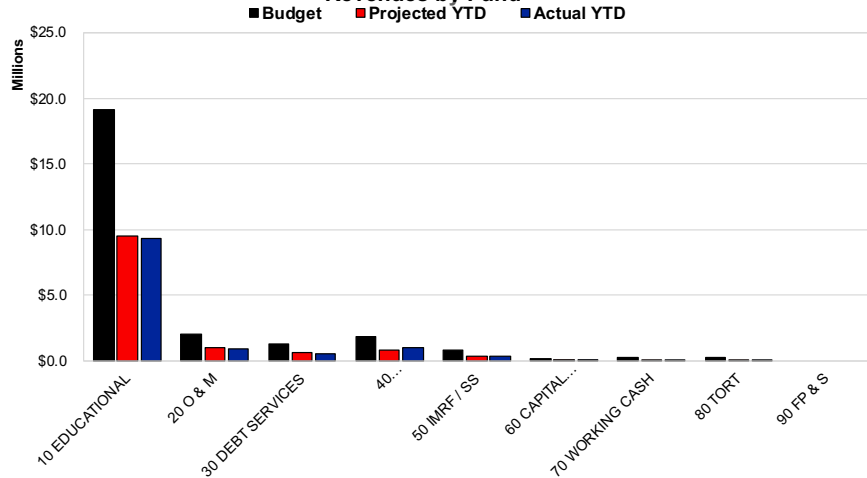
Ad Valorem Taxes	\$9,297,035
Unrestricted Grants-in-Aid	\$984,996
Food Service	\$707,489
State Transportation Reimbursement	\$378,423
Restricted Grants-In-Aid Received from the Federal Govt Thru	\$299,411
Textbook Income	\$233,796
Federal Special Education	\$202,138
Title I	\$77,726
Other Revenue from Local Sources	\$54,350
3900s	\$51,103

Percent of Total Revenues Year-to-Date **98.71%**

## Revenues by Source



## Revenues by Fund



## Revenues by Source

