

# TRACKING AND IMPROVING ATTENDANCE

*Attendance Team*

*Jeff Morris, Kristi Capener, Lewis Whitaker, Dawn Richards, Rachel Lott, Robert Gordon, Randy Rasmussen, Bobbi Jones, Ben Wiley, Chelsea Montgomery, Nathan Toll, Amanda Morris, Holly Reervers, Jamie Kent, Tony Ferderber, Keith Mecham, Megan Bushnell*

Fall 2025

# ATTENDANCE AND STUDENT SUCCESS

01

Student attendance is predictive of poor school outcomes: lack of proficiency, missing credits, and non-graduation

02


How can we track attendance consistently so we can show what is happening with student attendance?

03

How are we utilizing Panorama and Aspire as “early warning” systems of academic troubles?


04

What can we do differently or continue to do to improve attendance?




# ATTENDANCE POLICY AND PROCEDURES

- Legal Requirement: Students ages 6–18 must attend school unless exempted by policy.
- Valid Excuses: Illness (physical/mental), mental health, family death, school activities, IEP/504, prearranged events, or superintendent approval.
- Parent Responsibility: Report absences within one week using approved methods.
- Staff Responsibility: Track attendance daily, notify parents of unexcused absences, document interventions.
- Tiered Support: Classroom incentives, counseling/intervention after multiple absences, attendance improvement plans for chronic issues
- After 10 Absences: Regardless of reason (except A), a meeting with school personnel is required before additional absences can be excused.
- Site Flexibility: Schools may implement additional supportive measures (e.g., check-ins, buddy systems).
- Appeals: Clear process for families to contest attendance interventions.
- Documentation: All steps and contacts must be recorded per policy.





# ABSENCE CODES

- A = Approved School Activity-Valid-**COUNTED AS PRESENT**
  - C = Checked in late with a valid excuse-Valid
  - D = Court Detention-Valid
  - H = Home or Hospital Bound-Valid
  - I = In-School Suspension-Valid
  - O = Check out during a class with a valid excuse-Valid
  - P = Parent contact, but does not meet the standard of a Valid Absence
  - Q = Pre-arranged absence-Valid
  - S = Truant-On campus but not in the designated class
  - T = Tardy-in class within 15 minutes after the tardy bell rings
  - V = Valid-Excused (Illness/medical, family death, IEP, 504- reported to the office within 5 school days)
  - X = Unexcused absence, no parent/guardian documentation
  - Z = Suspension
- 

# ATTENDANCE RATES

How much of the time do students attend?

Attendance rate (as defined in USBE datasets) is calculated as the average days attended divided by the average membership days.

Average Daily Attendance by School	2024 - 2025
Bear River High	86.5%
Box Elder High	89.2%
Sunrise High	83.4%
Bear River Middle	89.0%
Box Elder Middle	88.4%
Harris Intermediate	88.9%
Young Intermediate	90.8%
Century	92.7%
Discovery	92.7%
Fielding	93.4%
Garland	91.7%
Golden Spike	93.0%
Grouse Creek	95.3%
Grouse Creek Secondary	98.1%
Lake View	91.5%
McKinley	92.2%
North Park	92.1%
Park Valley	97.0%
Park Valley Secondary	97.7%
Snowville	97.2%
Three Mile Creek	92.3%
Willard	93.6%



# CHRONIC ABSENTEEISM

## Chronic Absent

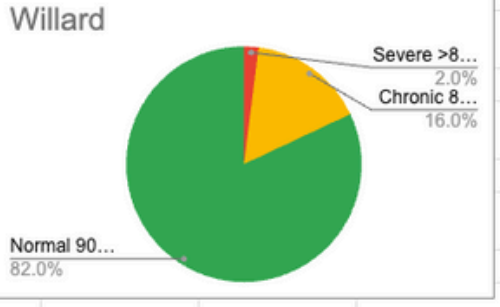
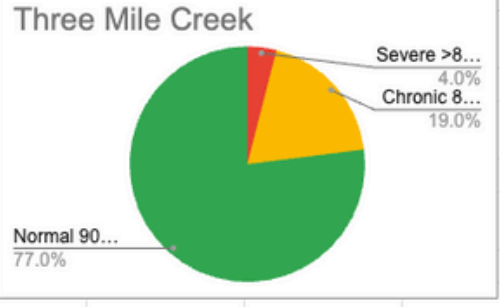
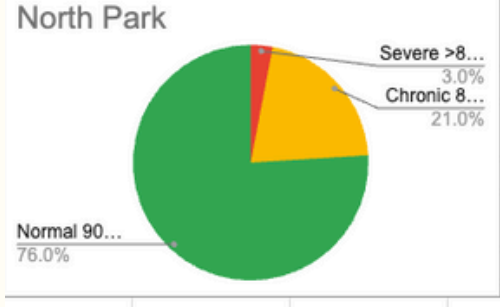
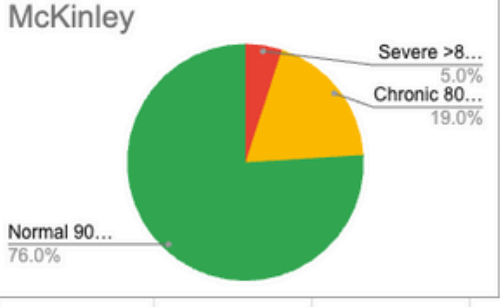
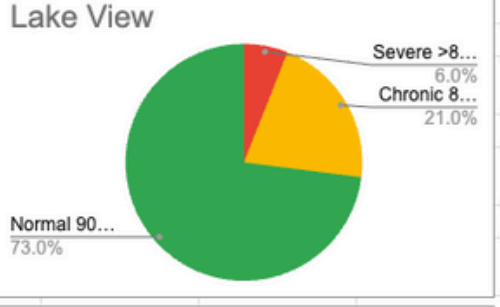
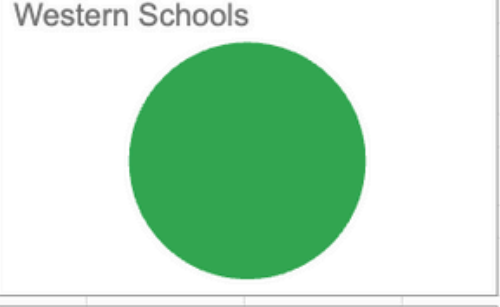
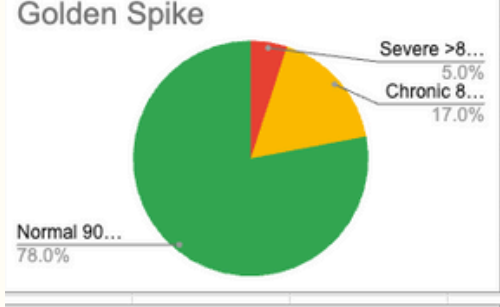
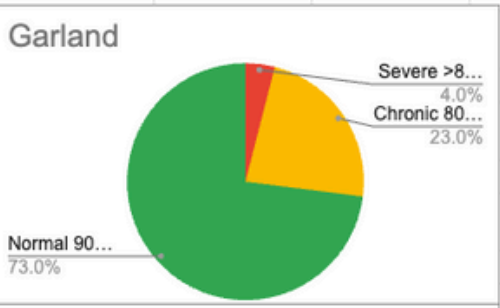
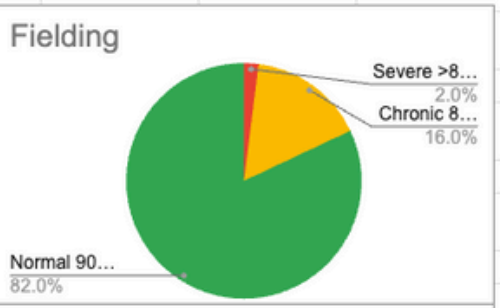
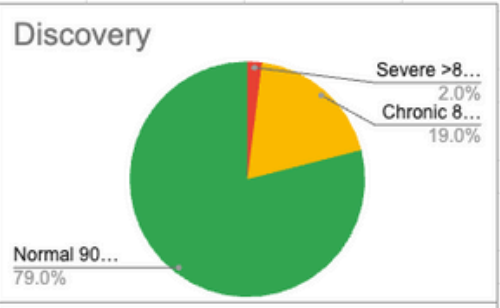
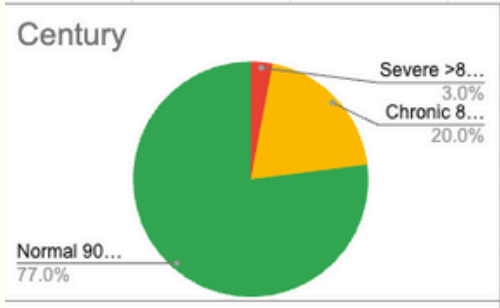
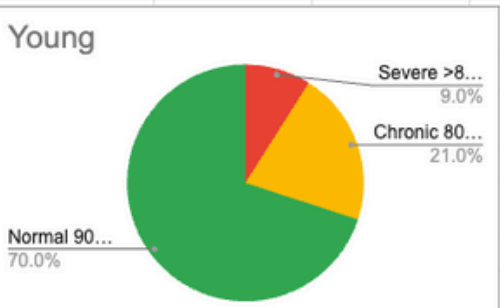
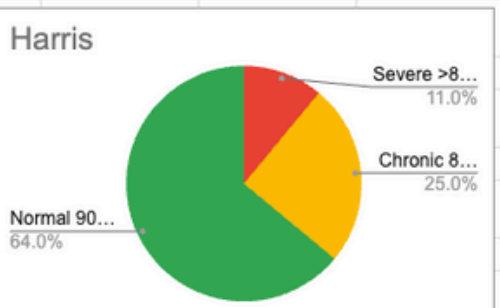
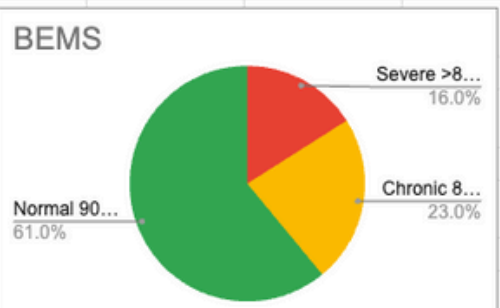
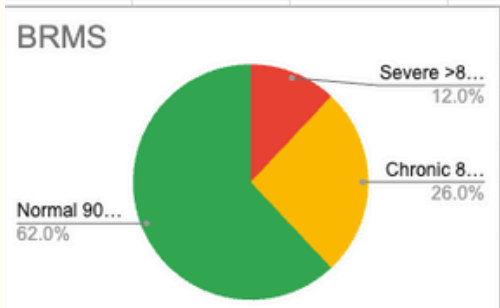
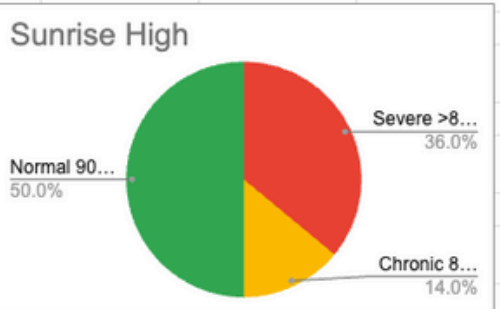
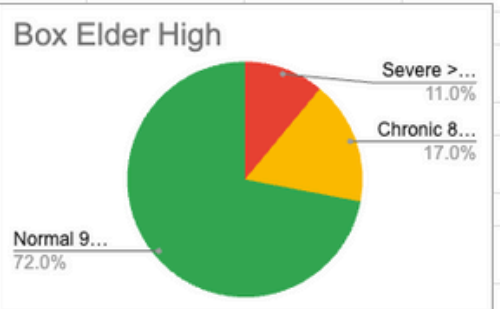
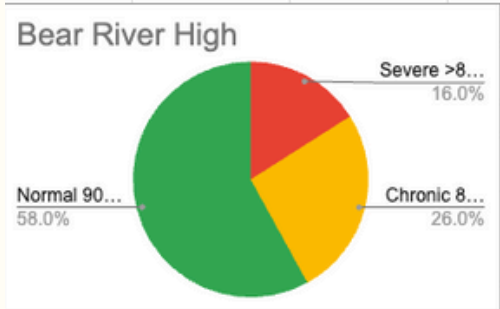
A student who has missed ten percent (10%) (2 days a month, 6 days a trimester, or 18 times a year) or more of school days/class periods due to absence for **any reason** (excused, unexcused absences, or suspensions)

## Severe Absent

A student who has missed twenty percent (20%) (4 days a month, 12 days a trimester, or 36 times a year) or more of school days/class periods due to absence for **any reason** (excused, unexcused absences, or suspensions)

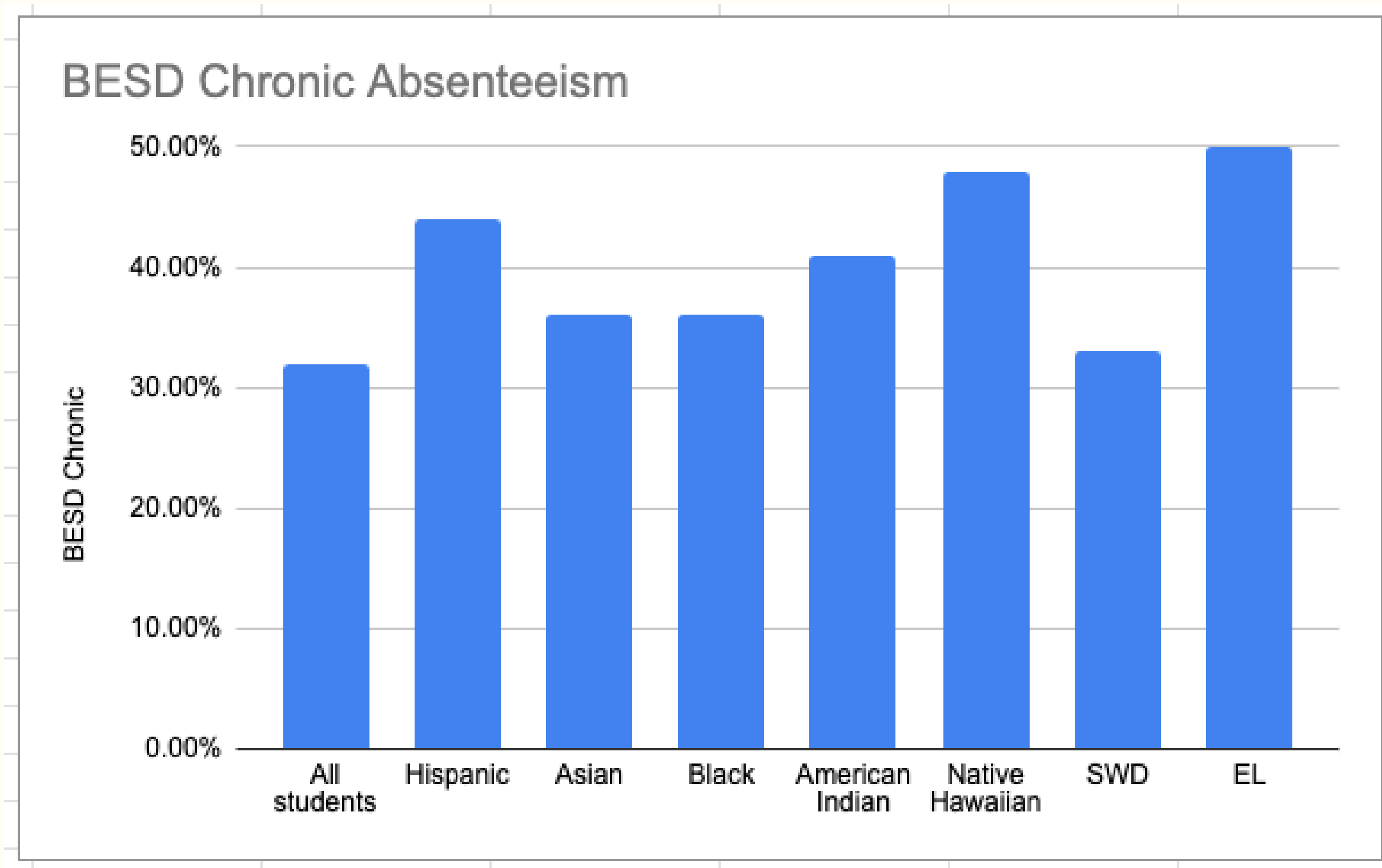
[illegible][illegible]

# NORMAL/CHRONIC/SEVERE






# DEMOGRAPHIC DATA





# STATEWIDE ATTENDANCE CAMPAIGN!




*Every Day  
Counts!*




# STATEWIDE ATTENDANCE CHALLENGE!

- 
- **Unite Your Whole School:** Bring everyone together; students, teachers, and families, to create a shared commitment to attendance. Kick off the challenge at a school event and showcase posters around campus.
  - **Empower Teachers to Connect:** Support teachers in taking daily attendance and nurturing positive relationships that encourage students to show up every day.
  - **Track Progress Together:** Share your school's attendance story with a mid-year update by January 9, 2026. Together, we can see how far we've come.
  - **Engage Families as Partners:** Collaborate with families and school groups to spread the word and build support for attendance goals that benefit every student.
  - **Celebrate and Inspire Your Community:** Share your successes and inspire others by being featured on the USBE website as a proud participant in this statewide effort.
- 



# DISTRICT CHALLENGES

- District-wide campaign kickoff-
  - BRHS and BEHS football game Aug 28 @BEHS.
    - QR code posted.
    - Announcers attendance messaging.
- Attendance awareness Sept 8-12 (Counselors will spearhead this)
  - Poster contest or social media contest
  - Harris-facts posted throughout the school and questions throughout the day. Students would find it and bring it in for a prize.
  - Posters around the school, attendance works has a lot of good resources.
- Jamie- Social Media Posts
- Goal for the year- 9 or less is BEST!
- Attendance Week Ideas (Example)
- Attendance Week Ideas (Example)
- Monthly Competitions
  - Videos for attendance
- Tier 1 Attendance Plan (Example)
- Attendance Information for Parents (Example)



**THANK  
YOU!**