Hays CISD
Financial Statements
Estimated as of 1/31/2026
2025/2026
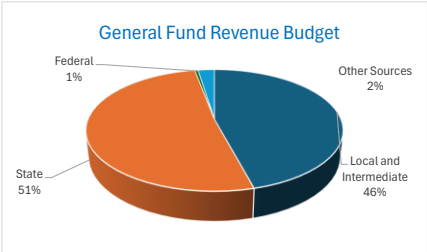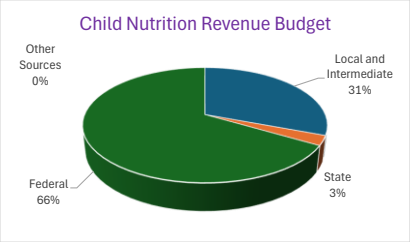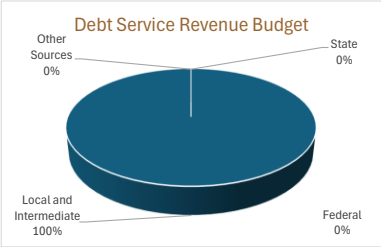
		GENERAL FUND			CHILD NUTRITION FUND			DEBT SERVICE FUND		
		AMENDED BUDGET 1/31/2026	ACTUAL Est as of 1/31/2026	AVAILABLE Estimated 1/31/2026	AMENDED BUDGET 1/31/2026	ACTUAL Est as of 1/31/2026	AVAILABLE Estimated 1/31/2026	AMENDED BUDGET 1/31/2026	ACTUAL Est as of 1/31/2026	AVAILABLE Estimated 1/31/2026
REVENUES										
5700	Local and Intermediate	$ 127,130,048	$ 107,265,633	$ 19,864,415	$ 4,309,338	$ 2,554,772	$ 1,754,566	$ 95,700,000	$ 74,947,718	$ 20,752,282
5800	State	141,928,952	61,526,358	80,402,594	379,662	-	379,662	-	15,419,078	(15,419,078)
5900	Federal	1,375,000	521,528	853,472	9,331,000	3,661,855	5,669,145	-	-	-
7000	Other Sources	6,800,000	1,069,745	5,730,255	-	-	-	-	-	-
	Total - All Revenues	$ 277,234,000	$ 170,383,263	$ 106,850,737	$ 14,020,000	$ 6,216,628	$ 7,803,372	$ 95,700,000	$ 90,366,796	$ 5,333,204
EXPENDITURES by FUNCTION										
11	Instruction	$ 164,402,544	$ 92,698,503	$ 71,704,040	$ -	$ -	$ -	$ -	$ -	$ -
12	Instructional Resources and Media Services	3,565,830	1,918,813	1,647,017	-	-	-	-	-	-
13	Curriculum and Staff Development	2,828,416	1,323,760	1,504,656	-	-	-	-	-	-
21	Instructional Leadership	5,243,906	2,902,157	2,341,749	-	-	-	-	-	-
23	School Leadership	14,930,770	8,211,470	6,719,300	-	-	-	-	-	-
31	Guidance, Counseling and Evaluation Services	8,835,490	4,910,670	3,924,820	-	-	-	-	-	-
32	Social Work Services	567,667	414,379	153,288	-	-	-	-	-	-
33	Health Services	2,990,553	1,608,760	1,381,793	-	-	-	-	-	-
34	Student Transportation	14,116,914	7,003,101	7,113,813	-	-	-	-	-	-
35	Food Services	375,000	217,106	-	14,020,000	6,853,652	7,166,348	-	-	-
36	Co/Extra Curricular Activities	6,770,432	4,096,441	2,673,991	-	-	-	-	-	-
41	General Administration	8,688,519	4,734,465	3,954,054	-	-	-	-	-	-
51	Plant Maintenance and Operations	26,692,004	14,696,731	11,995,273	-	-	-	-	-	-
52	Security and Monitoring Services	6,187,544	2,499,975	3,687,569	-	-	-	-	-	-
53	Data Processing Services	5,471,968	3,516,780	1,955,188	-	-	-	-	-	-
61	Community Services	2,757,943	1,423,223	1,334,720	-	-	-	-	-	-
71	Debt Services	817,500	656,505	160,995	-	-	-	95,700,000	19,795,285	75,904,715
81	Facilities Acquisition and Construction	25,000	5,358	19,642	-	-	-	-	-	-
93	Payments to Fiscal Agents	375,000	-	375,000						
99	Intergovernmental Charges	1,591,000	797,609	793,391	-	-	-	-	-	-
00	Other Uses	-	-	-	-	-	-	-	-	-
	Total - All Expenditures	$ 277,234,000	$ 153,635,807	$ 123,440,299	$ 14,020,000	$ 6,853,652	$ 7,166,348	$ 95,700,000	$ 19,795,285	$ 75,904,715
			55%	45%		49%	51%		21%	79%
	Fund Balance Beginning 7/1/25 (Audited)	$ 25,135,775			$ 6,591,509			$ 40,355,518		
	Fund Balance Change (during fiscal year)	* -			-			-		
3000	Fund Balance Ending 6/30/26 (Estimated)	$ 25,135,775			$ 6,591,509			$ 40,355,518		
		*								
EXPENDITURES by OBJECT										
6100	Payroll Costs		$ 134,491,143			$ 3,971,453			$ -	
6200	Purchased/Contracted Services		9,933,704			2,670,196			-	
6300	Supplies and Materials		5,739,121			135,579			-	
6400	Other Operating Expenses		2,434,865			21,984			-	
6500	Debt Service		656,505			54,439			19,795,285	
6600	Capital Outlay		380,470			-			-	
	Total - All Expenditures		$ 153,635,807			$ 6,853,652			$ 19,795,285	
			-			-			-