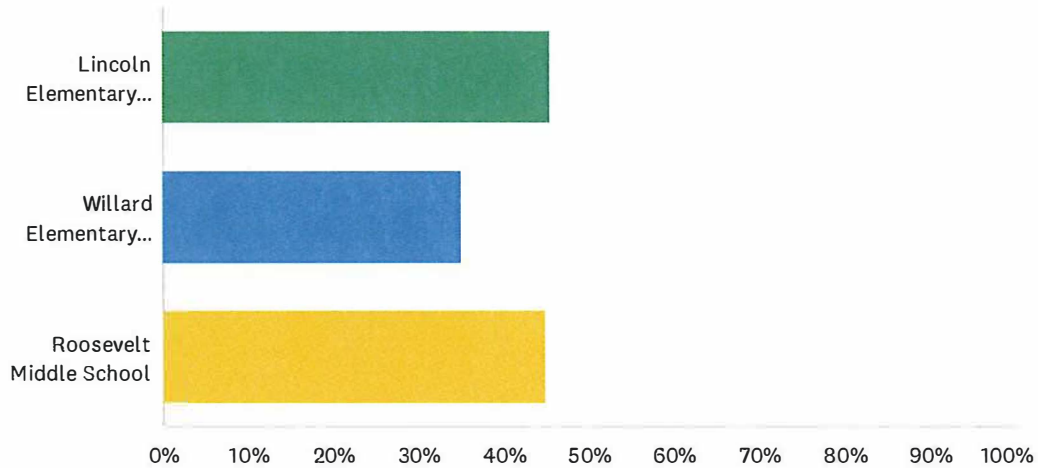


Q2 Please indicate which District 90 school your child or children presently attend. Please check all that apply.

Answered: 432 Skipped: 1



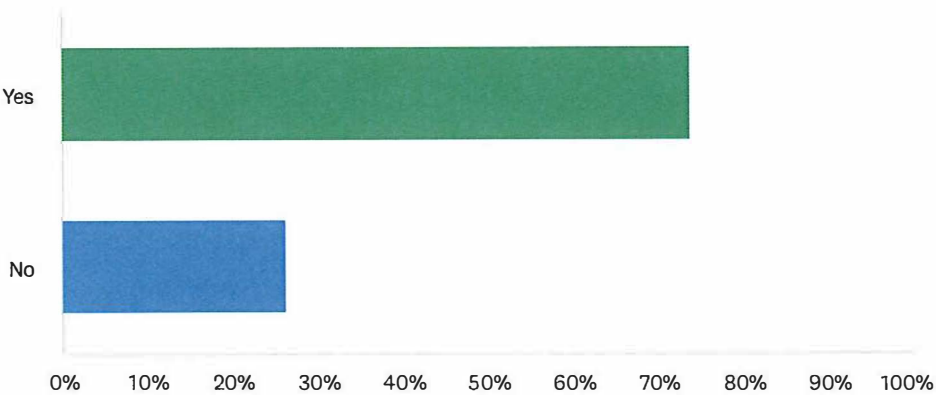
**ANSWER CHOICES**

**RESPONSES**

Lincoln Elementary School	45.37%	196
Willard Elementary School	34.95%	151
Roosevelt Middle School	44.68%	193
Total Respondents: 432		

Q3 Did your child or children attend kindergarten (or currently attends kindergarten) in District 90?

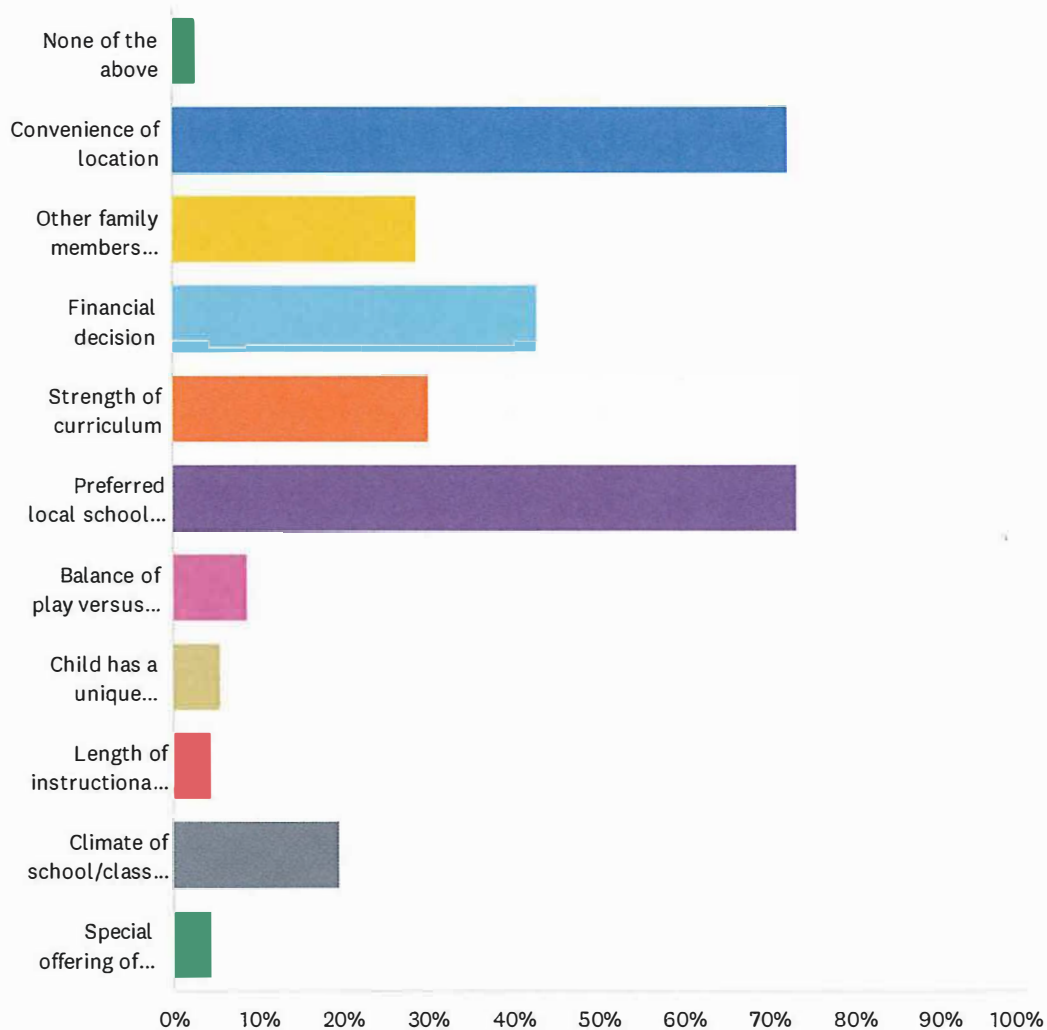
Answered: 432 Skipped: 1



ANSWER CHOICES	RESPONSES	
Yes	73.84%	319
No	26.16%	113
TOTAL		432

Q4 If your child or children attended kindergarten in District 90, on what criteria did you base the decision to enroll them? Please check all that apply.

Answered: 320 Skipped: 113

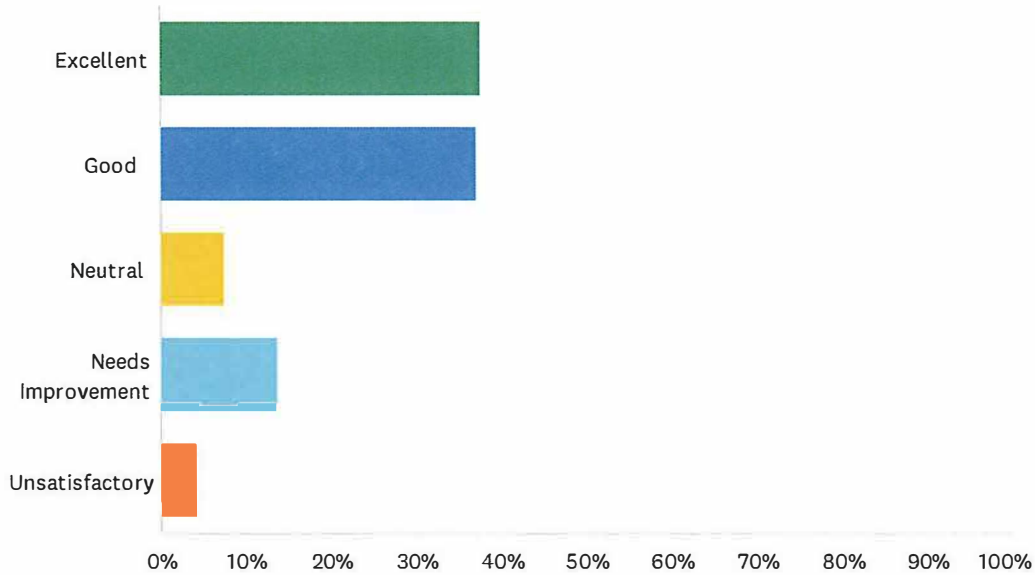


## River Forest District 90 Kindergarten Program Survey

<b>ANSWER CHOICES</b>	<b>RESPONSES</b>	
None of the above	2.81%	9
Convenience of location	72.19%	231
Other family members attending neighborhood school	28.75%	92
Financial decision	42.81%	137
Strength of curriculum	30.31%	97
Preferred local school for socialization with neighbors, friends.	73.44%	235
Balance of play versus academic instruction	8.75%	28
Child has a unique instructional need	5.63%	18
Length of instructional day (half-day versus full-day)	4.38%	14
Climate of school/classroom	19.69%	63
Special offering of program or service	4.38%	14
Total Respondents: 320		

## Q11 How would you rate your child or children's overall kindergarten experience in District 90?

Answered: 307 Skipped: 126



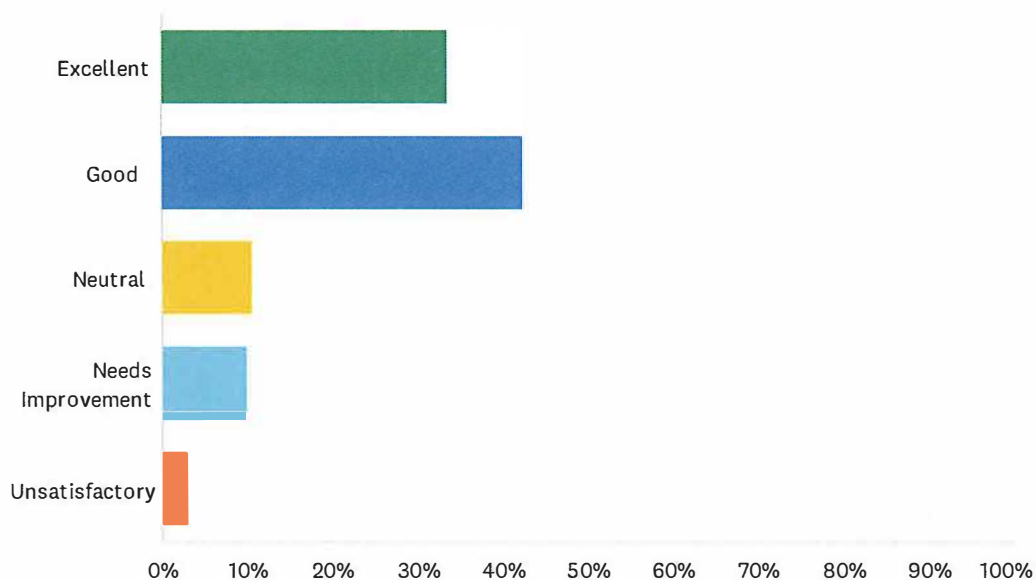
### ANSWER CHOICES

### RESPONSES

Excellent	37.46%	115
Good	37.13%	114
Neutral	7.49%	23
Needs Improvement	13.68%	42
Unsatisfactory	4.23%	13
<b>TOTAL</b>		<b>307</b>

## Q12 How would you rate your child or childrens' overall social development experience in the District 90 kindergarten program?

Answered: 307 Skipped: 126



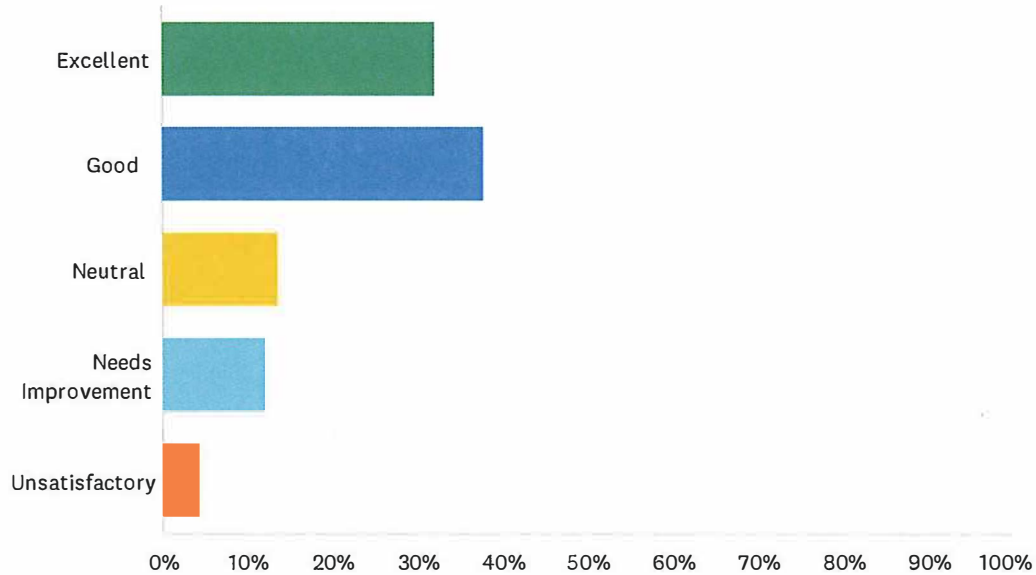
### ANSWER CHOICES

### RESPONSES

Excellent	33.55%	103
Good	42.35%	130
Neutral	10.75%	33
Needs Improvement	10.10%	31
Unsatisfactory	3.26%	10
TOTAL		307

## Q13 How would you rate your child's or childrens' overall academic experience in the District 90 kindergarten program?

Answered: 307 Skipped: 126



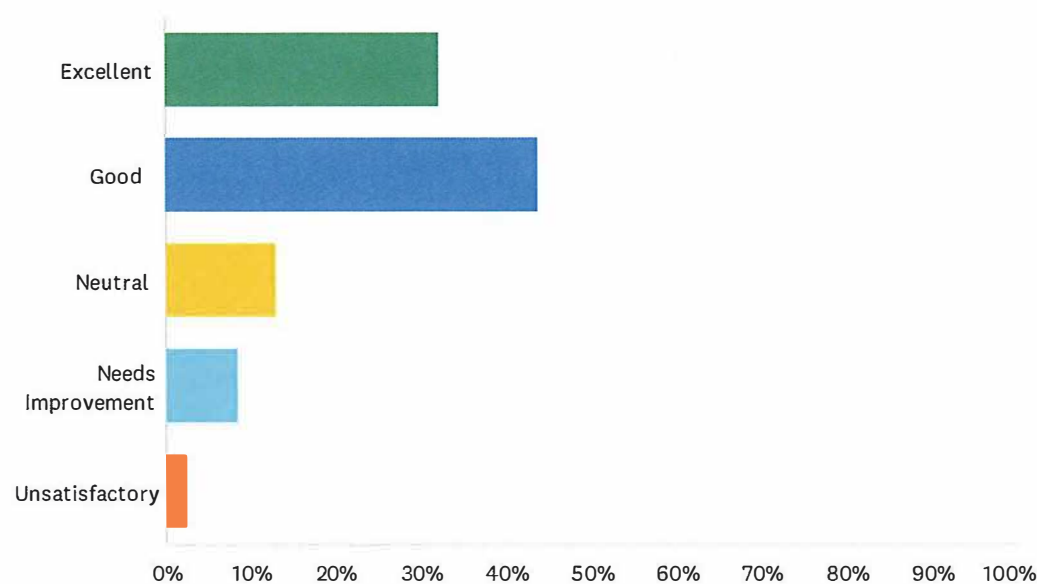
### ANSWER CHOICES

### RESPONSES

Excellent	31.92%	98
Good	37.79%	116
Neutral	13.68%	42
Needs Improvement	12.05%	37
Unsatisfactory	4.56%	14
<b>TOTAL</b>		<b>307</b>

Q14 How would you rate your child's or childrens' overall emotional development experience in the District 90 kindergarten program?

Answered: 307    Skipped: 126

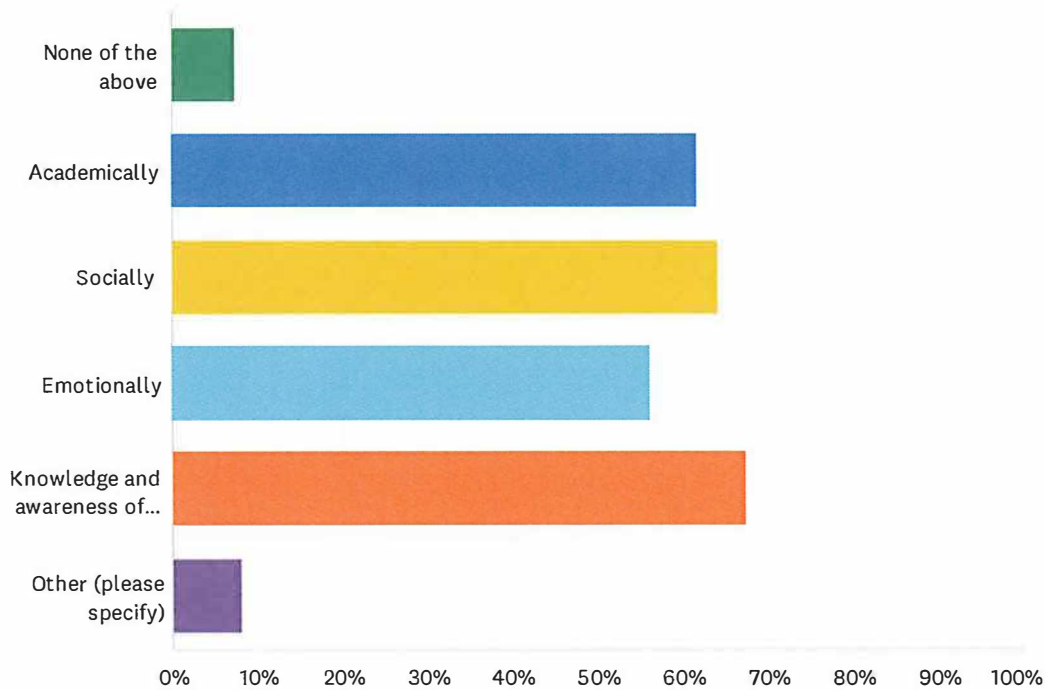


ANSWER CHOICES	RESPONSES	
Excellent	32.25%	99
Good	43.65%	134
Neutral	13.03%	40
Needs Improvement	8.47%	26
Unsatisfactory	2.61%	8
TOTAL		307



# Q15 Please indicate the areas in which you believe your child or children were prepared for first grade. Please check all that apply.

Answered: 307 Skipped: 126



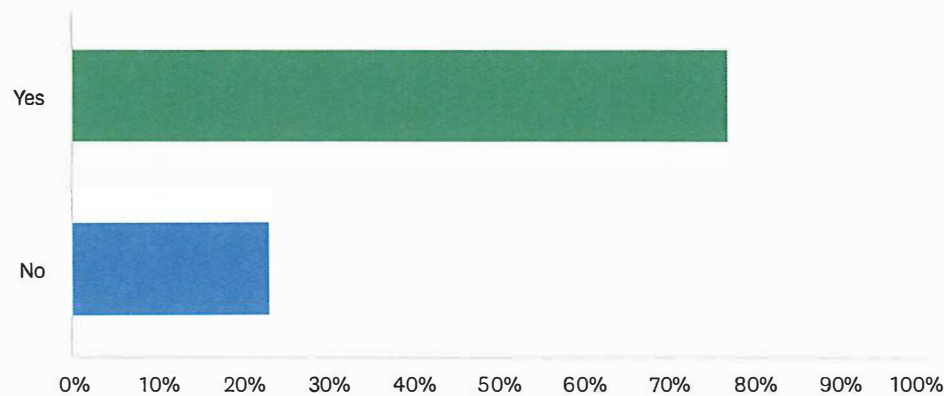
## ANSWER CHOICES

## RESPONSES

None of the above	7.49%	23
Academically	61.56%	189
Socially	64.17%	197
Emotionally	56.03%	172
Knowledge and awareness of school structure and routine	67.43%	207
Other (please specify)	8.14%	25
Total Respondents: 307		

Q16 Did you elect to supplement your child's or childrens' formal kindergarten experience with other learning activities or social programming?

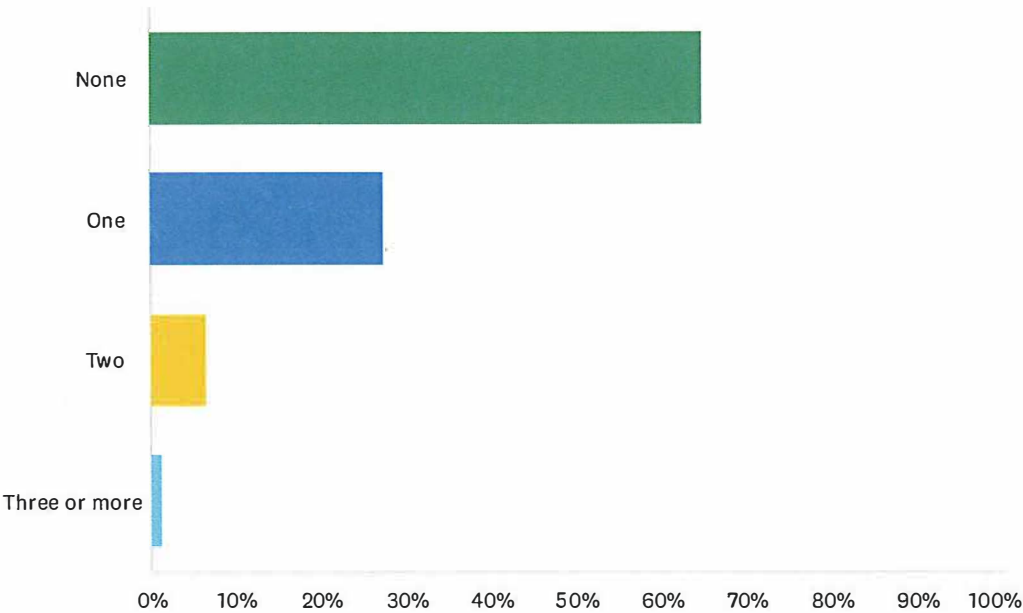
Answered: 307    Skipped: 126



ANSWER CHOICES	RESPONSES	
Yes	76.87%	236
No	23.13%	71
TOTAL		307

Q17 How many children in your household do not yet attend elementary school?

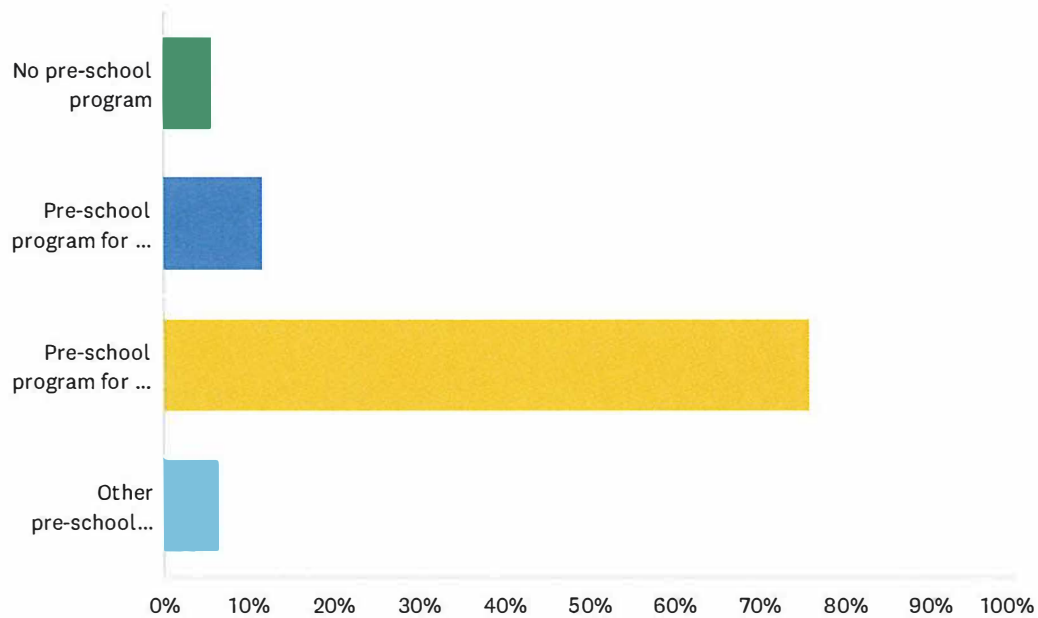
Answered: 307    Skipped: 126



ANSWER CHOICES	RESPONSES	
None	64.82%	199
One	27.36%	84
Two	6.51%	20
Three or more	1.30%	4
TOTAL		307

## Q18 Has your child (or children) participated in any type of pre-school program, and if so, for how many years?

Answered: 307 Skipped: 126



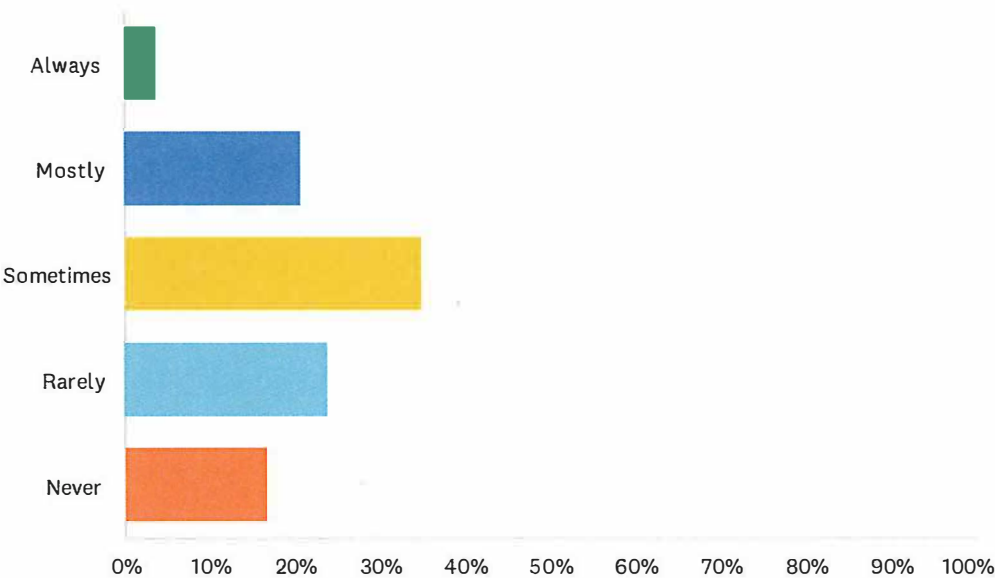
### ANSWER CHOICES

### RESPONSES

No pre-school program	5.86%	18
Pre-school program for one year	11.73%	36
Pre-school program for two years	75.90%	233
Other pre-school configuration	6.51%	20
<b>TOTAL</b>		<b>307</b>

Q28 To what degree, if at all, do you believe the current half-day D90 kindergarten program meets the unique needs of individuals students?

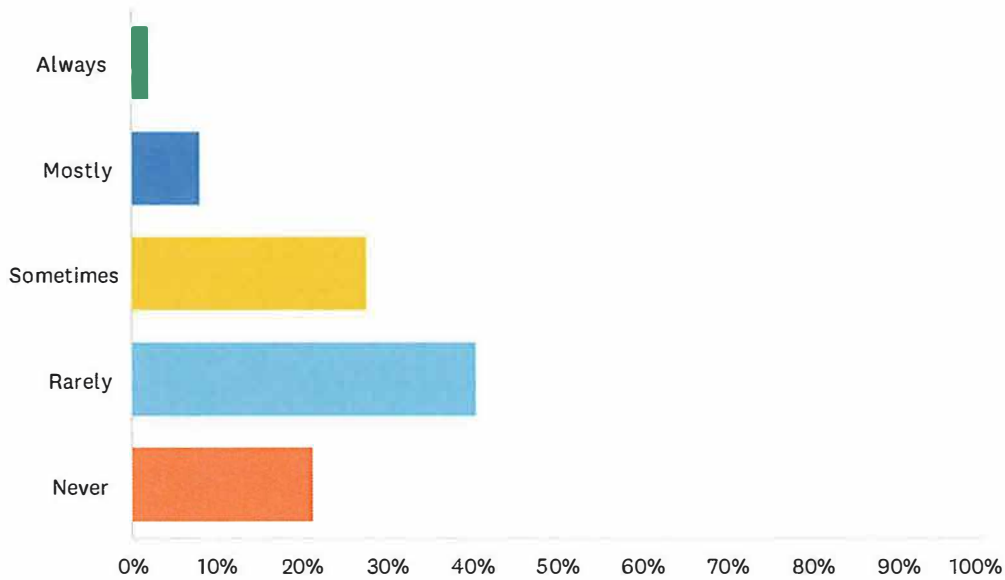
Answered: 407    Skipped: 26



ANSWER CHOICES	RESPONSES	
Always	3.93%	16
Mostly	20.64%	84
Sometimes	34.89%	142
Rarely	23.83%	97
Never	16.71%	68
TOTAL		407

## Q29 To what degree, if at all, do you believe the current half-day D90 kindergarten program meets the unique needs of individual families?

Answered: 407 Skipped: 26



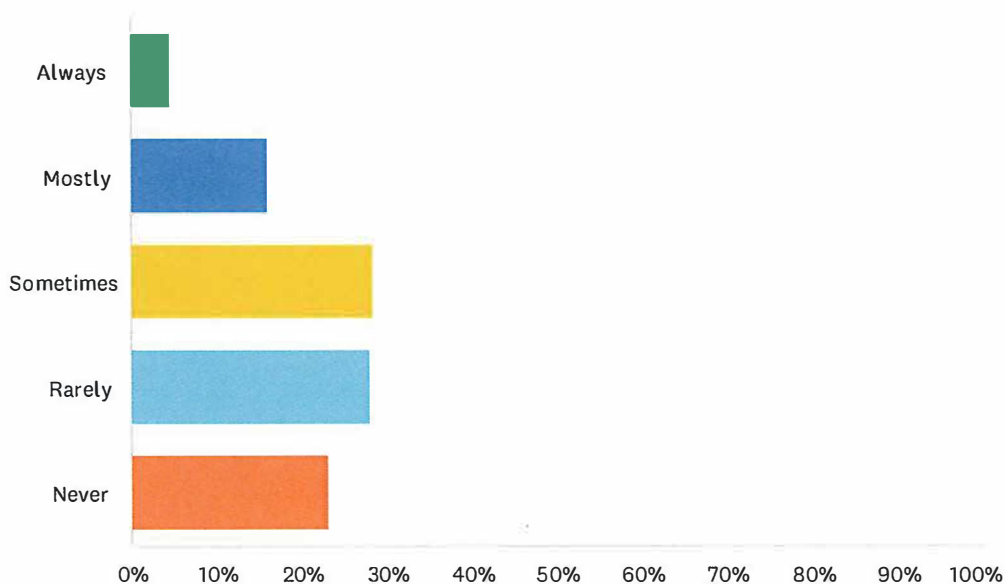
### ANSWER CHOICES

### RESPONSES

Always	2.21%	9
Mostly	8.11%	33
Sometimes	27.76%	113
Rarely	40.54%	165
Never	21.38%	87
TOTAL		407

# Q30 To what degree, if at all, do you believe the current half-day D90 kindergarten program provides an equitable learning foundation for all students entering the school district?

Answered: 407 Skipped: 26



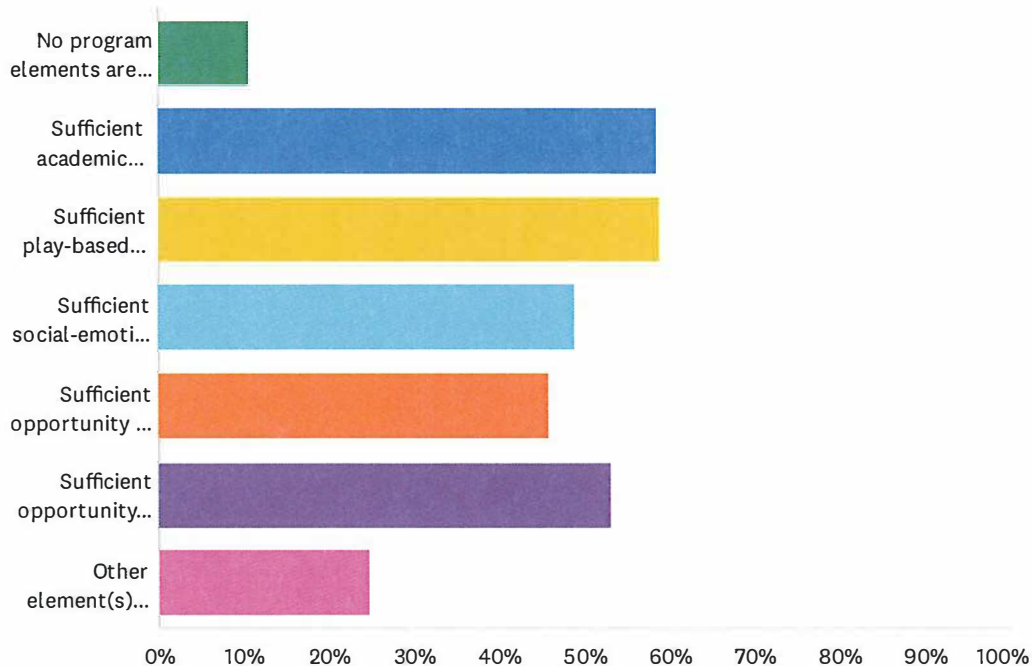
## ANSWER CHOICES

## RESPONSES

Always	4.67%	19
Mostly	15.97%	65
Sometimes	28.26%	115
Rarely	28.01%	114
Never	23.10%	94
TOTAL		407

Q31 If any, please identify program elements that you believe the current D90 kindergarten program may be lacking. Please check any that apply.

Answered: 393 Skipped: 40



#### ANSWER CHOICES

#### RESPONSES

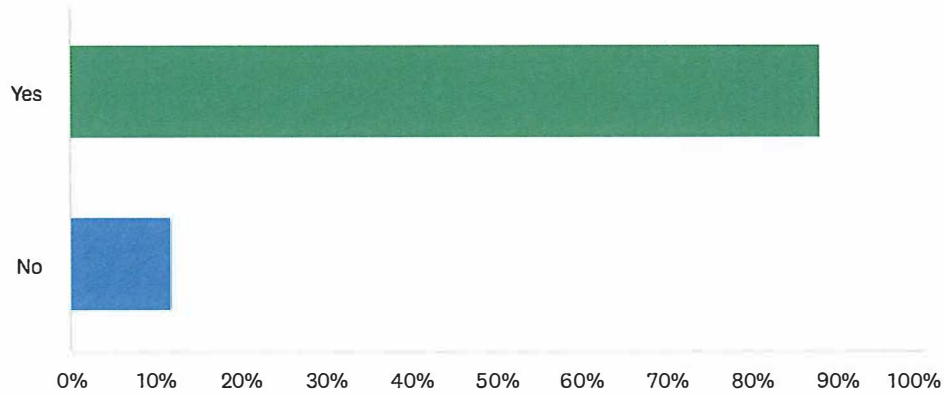
No program elements are lacking	10.69%	42
Sufficient academic learning experiences	58.52%	230
Sufficient play-based learning experiences	58.78%	231
Sufficient social-emotional learning experiences	48.85%	192
Sufficient opportunity to build relationships with educators	45.80%	180
Sufficient opportunity build relationships with peers	53.18%	209
Other element(s) (please specify)	24.68%	97

Total Respondents: 393



# Q32 Do you believe that anyone in the community is not having their needs met with the current structure of the D90 kindergarten program?

Answered: 403 Skipped: 30



## ANSWER CHOICES

## RESPONSES

Yes	88.09%	355
No	11.91%	48
TOTAL		403

**Q33 Please use this comment box to provide additional information you would like to share about any of the questions asked previously.**

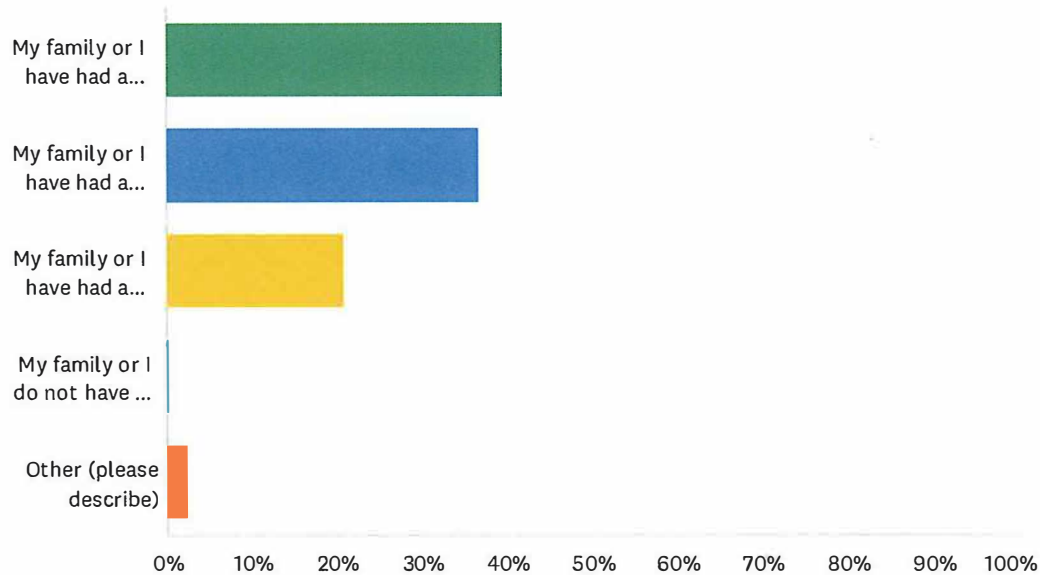
Answered: 187   Skipped: 246

**Q34 Do you have a relevant story or personal experience pertaining to kindergarten in District 90 that you would like to share? If so, please insert it in the comment box.**

Answered: 131   Skipped: 302

### Q35 Which statement best describes your perceived length of experience with District 90 schools?

Answered: 398 Skipped: 35



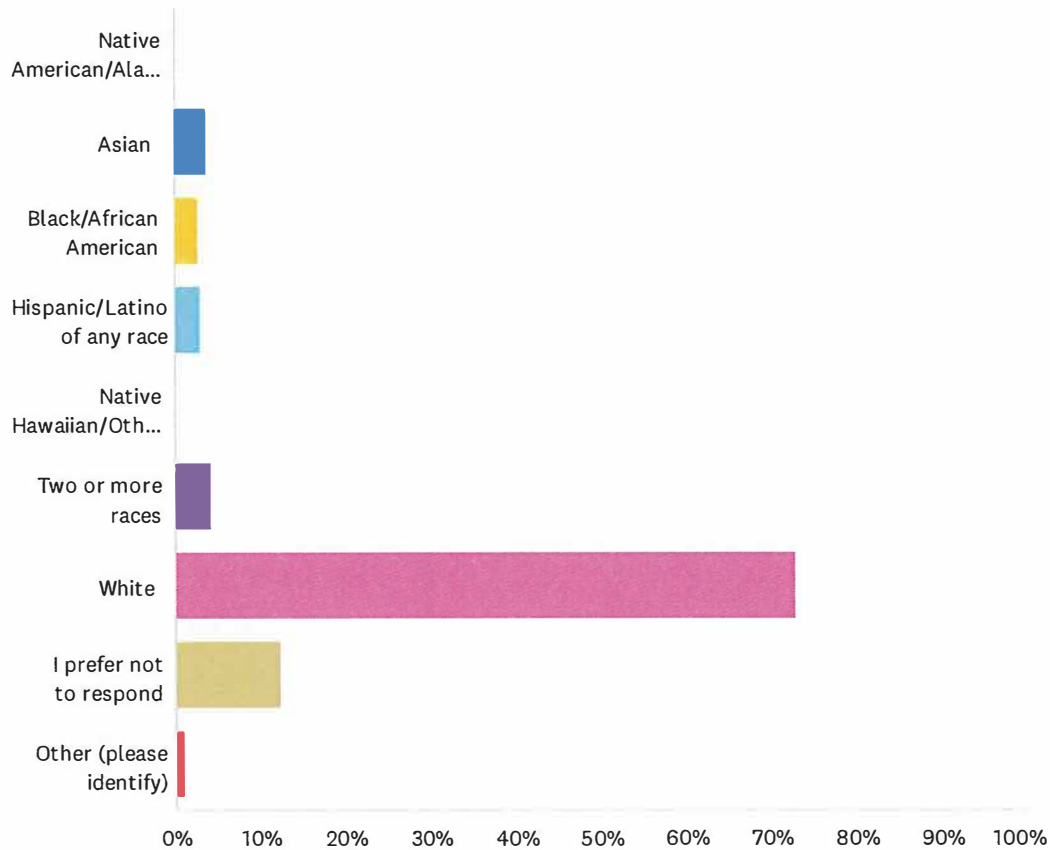
#### ANSWER CHOICES

#### RESPONSES

My family or I have had a lengthy relationship with District 90 schools	39.45%	157
My family or I have had a medium-length relationship with District 90 schools	36.68%	146
My family or I have had a short relationship with District 90 schools	20.85%	83
My family or I do not have a personal relationship with District 90 schools	0.50%	2
Other (please describe)	2.51%	10
<b>TOTAL</b>		<b>398</b>

## Q36 My race/ethnicity is:

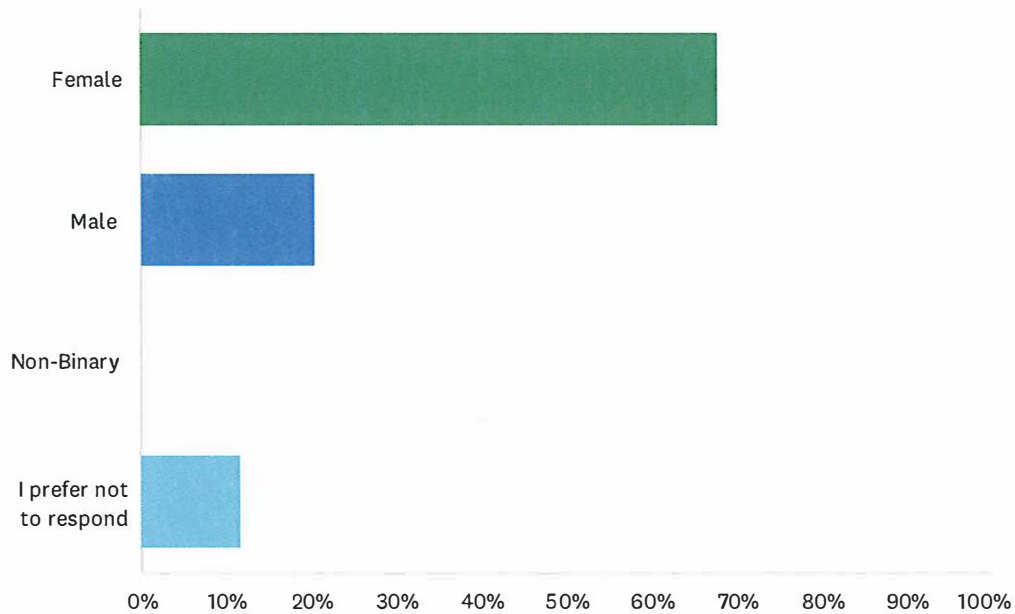
Answered: 395 Skipped: 38



ANSWER CHOICES	RESPONSES	
Native American/Alaska Native	0.00%	0
Asian	3.80%	15
Black/African American	2.78%	11
Hispanic/Latino of any race	3.04%	12
Native Hawaiian/Other Pacific Islander	0.00%	0
Two or more races	4.30%	17
White	72.66%	287
I prefer not to respond	12.41%	49
Other (please identify)	1.01%	4
TOTAL		395

## Q37 Which of the following best describes your gender identity?

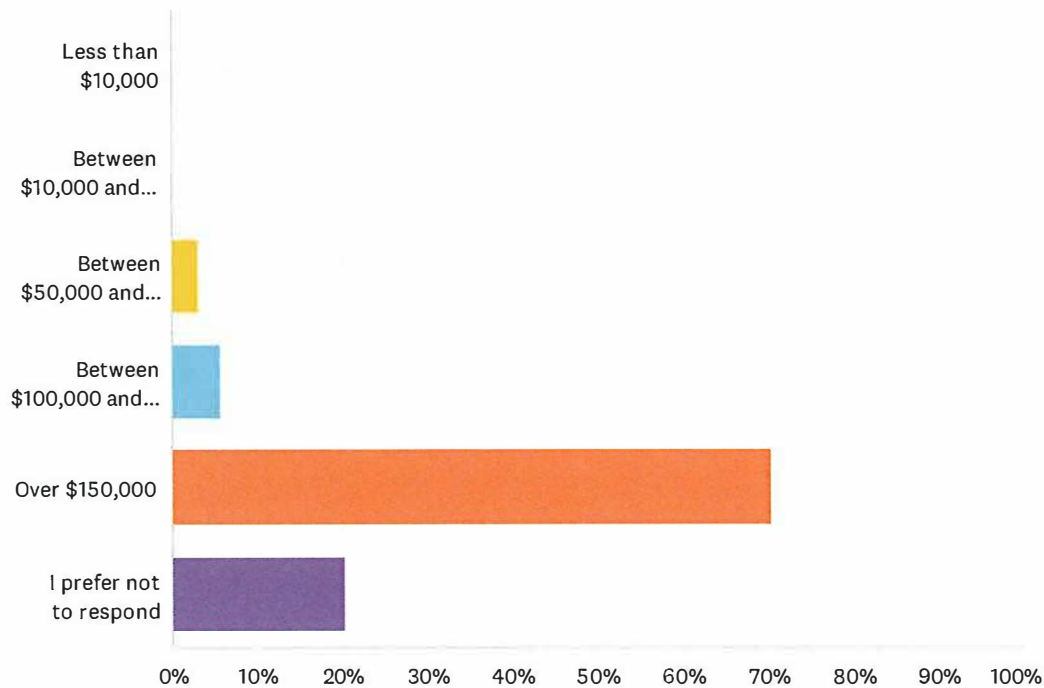
Answered: 395 Skipped: 38



ANSWER CHOICES	RESPONSES	
Female	67.85%	268
Male	20.51%	81
Non-Binary	0.00%	0
I prefer not to respond	11.65%	46
TOTAL		395

## Q38 Which of these categories describes your annual household income?

Answered: 396 Skipped: 37



### ANSWER CHOICES

### RESPONSES

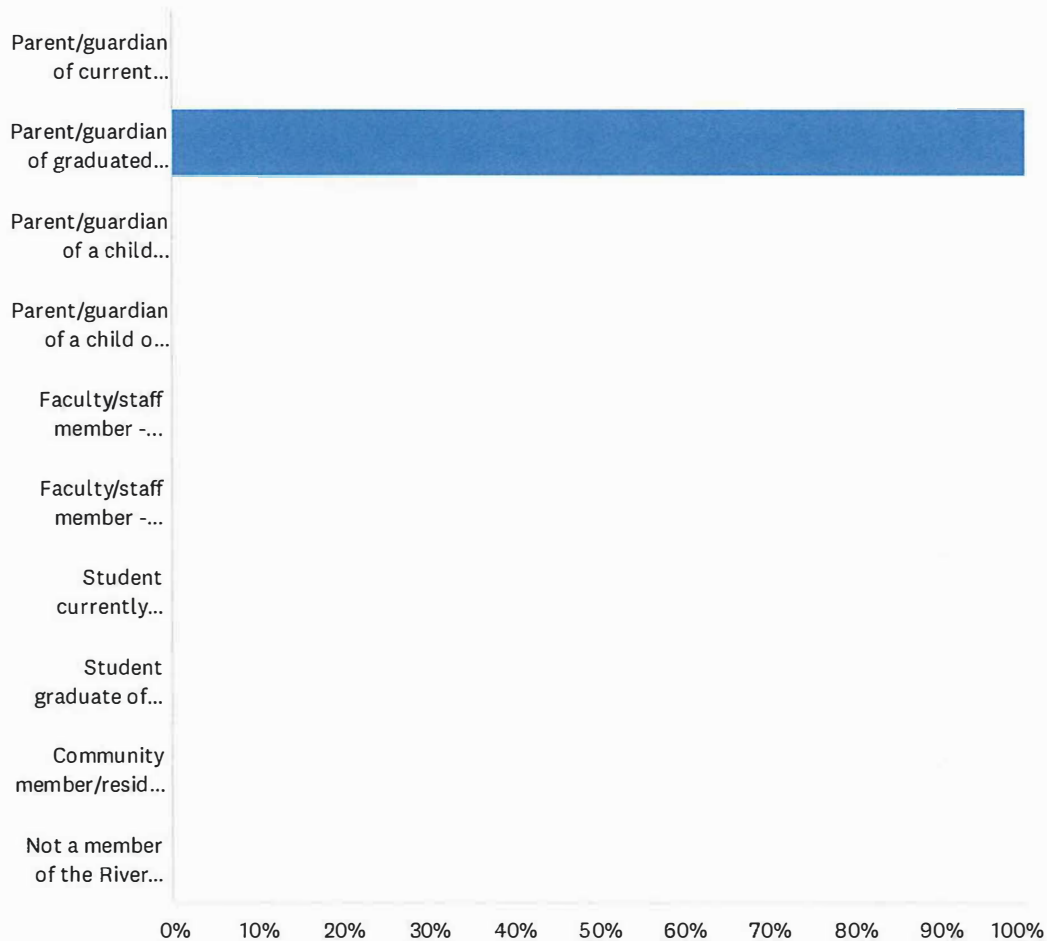
Less than \$10,000	0.00%	0
Between \$10,000 and \$50,000	0.25%	1
Between \$50,000 and \$100,000	3.28%	13
Between \$100,000 and \$150,000	5.81%	23
Over \$150,000	70.45%	279
I prefer not to respond	20.20%	80
<b>TOTAL</b>		<b>396</b>

*Parent/Guardian of Graduated  
District 90 Student(s)*



Q1 Please identify your current relationship with the River Forest District 90 school district. Please choose the answer that best reflects your relationship.

Answered: 57 Skipped: 0

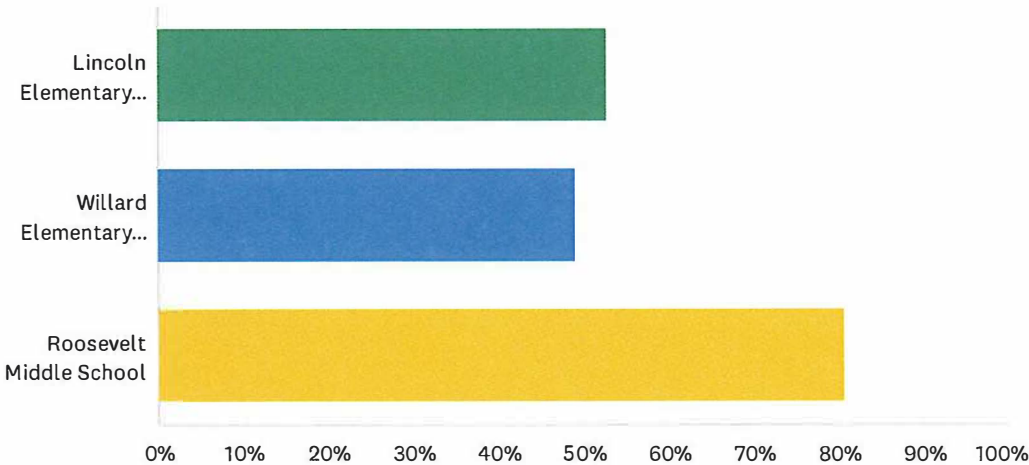


## River Forest District 90 Kindergarten Program Survey

<b>ANSWER CHOICES</b>	<b>RESPONSES</b>	
Parent/guardian of current District 90 student(s)	0.00%	0
Parent/guardian of graduated District 90 student(s)	100.00%	57
Parent/guardian of a child below the age of 5 years (River Forest resident)	0.00%	0
Parent/guardian of a child or children who attends or attended private school (River Forest resident)	0.00%	0
Faculty/staff member - District 90 schools	0.00%	0
Faculty/staff member - District 90 schools (middle school level)	0.00%	0
Student currently enrolled in District 90 schools	0.00%	0
Student graduate of District 90 schools	0.00%	0
Community member/resident of River Forest	0.00%	0
Not a member of the River Forest community	0.00%	0
<b>TOTAL</b>		<b>57</b>

Q5 Please indicate which District 90 school your child or children attended.  
Please check all that apply.

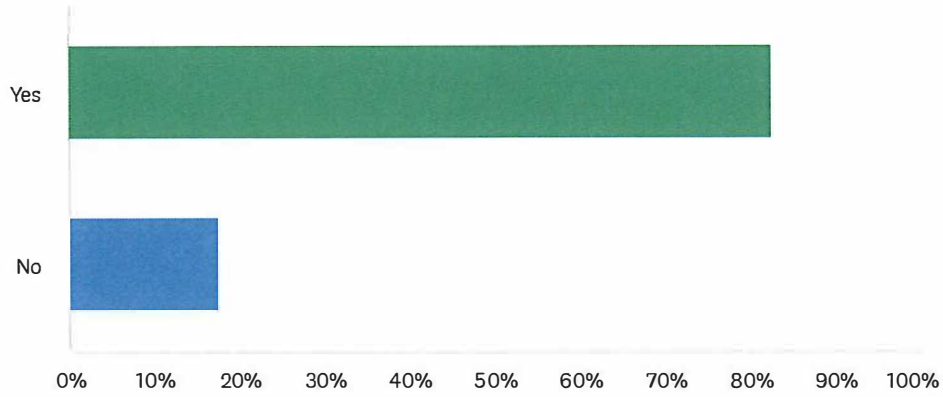
Answered: 57    Skipped: 0



ANSWER CHOICES	RESPONSES	
Lincoln Elementary School	52.63%	30
Willard Elementary School	49.12%	28
Roosevelt Middle School	80.70%	46
Total Respondents: 57		

## Q6 Did your child or children attend kindergarten in District 90?

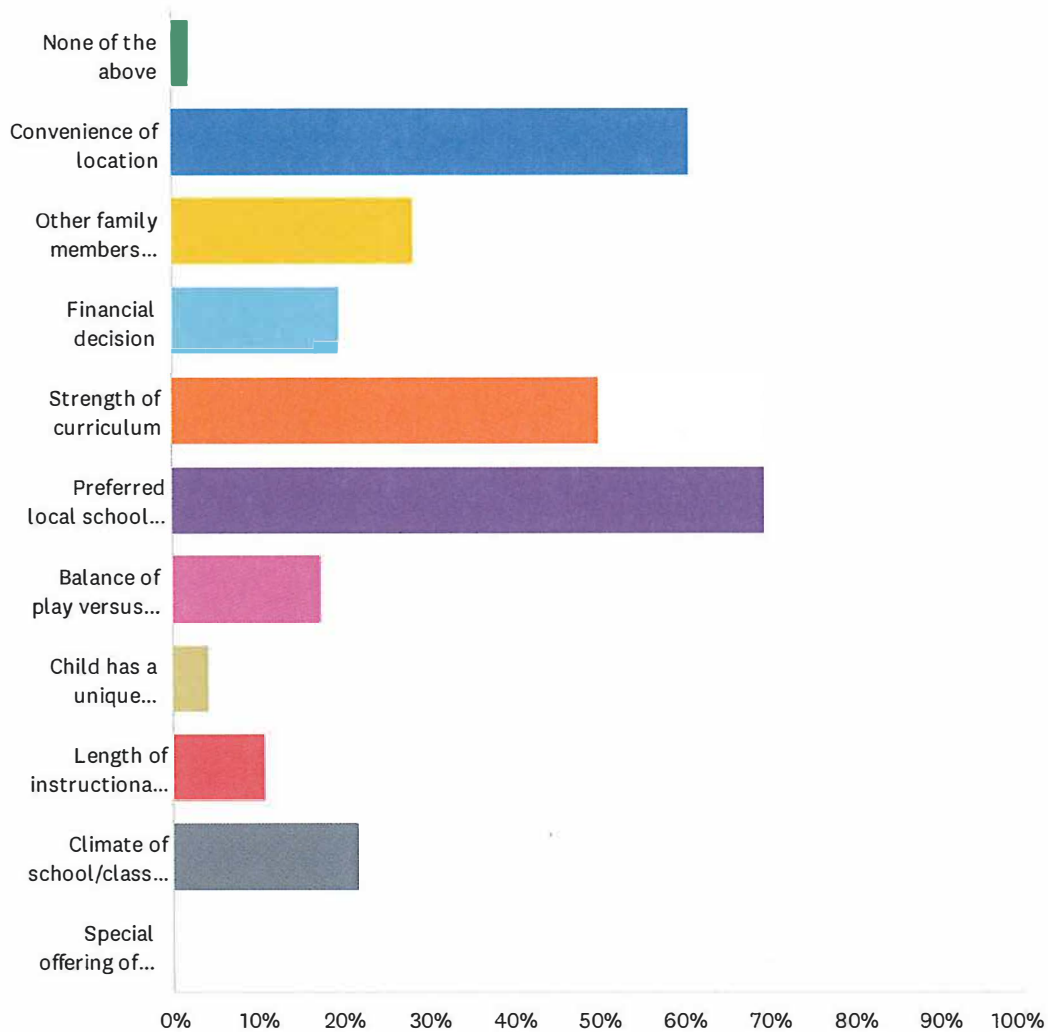
Answered: 57 Skipped: 0



ANSWER CHOICES	RESPONSES	
Yes	82.46%	47
No	17.54%	10
TOTAL		57

Q7 If your child or children attended kindergarten in District 90, on what criteria did you base the decision to enroll them? Please check all that apply.

Answered: 46 Skipped: 11

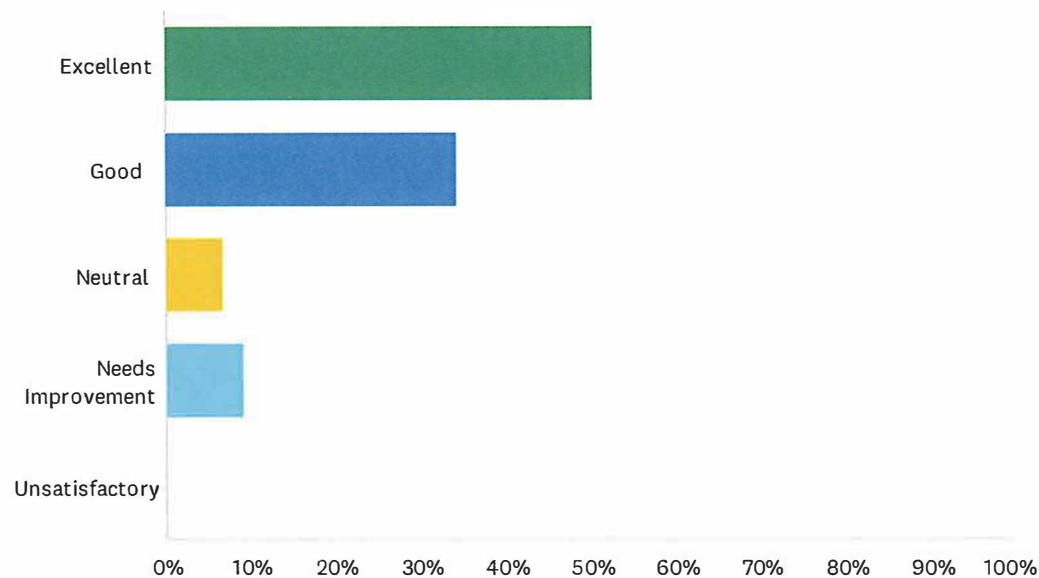


## River Forest District 90 Kindergarten Program Survey

ANSWER CHOICES	RESPONSES	
None of the above	2.17%	1
Convenience of location	60.87%	28
Other family members attending neighborhood school	28.26%	13
Financial decision	19.57%	9
Strength of curriculum	50.00%	23
Preferred local school for socialization with neighbors, friends.	69.57%	32
Balance of play versus academic instruction	17.39%	8
Child has a unique instructional need	4.35%	2
Length of instructional day (half-day versus full-day)	10.87%	5
Climate of school/classroom	21.74%	10
Special offering of program or service	0.00%	0
Total Respondents: 46		

Q11 How would you rate your child or children's overall kindergarten experience in District 90?

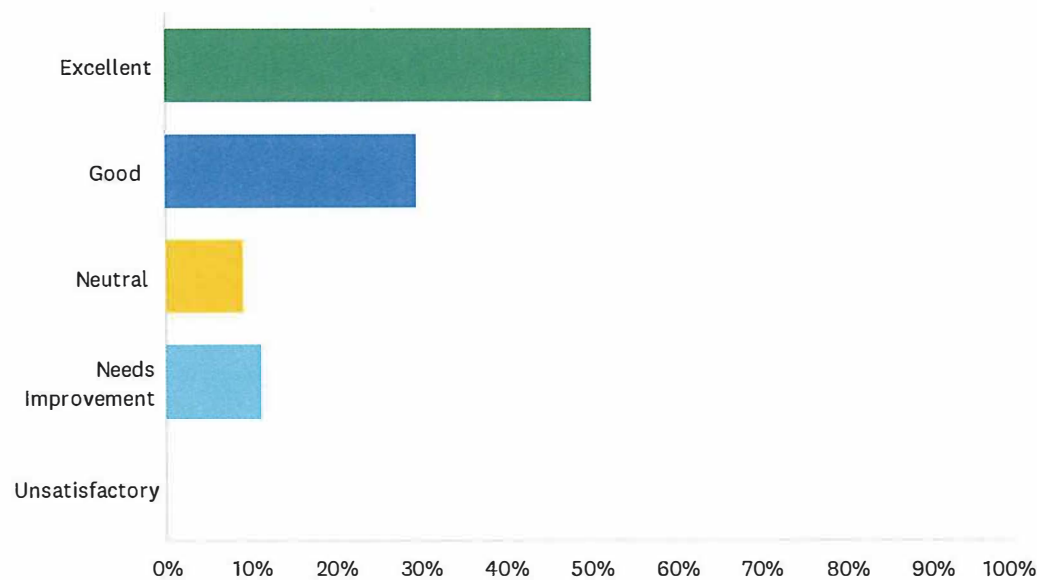
Answered: 44    Skipped: 13



ANSWER CHOICES	RESPONSES	
Excellent	50.00%	22
Good	34.09%	15
Neutral	6.82%	3
Needs Improvement	9.09%	4
Unsatisfactory	0.00%	0
TOTAL		44

Q12 How would you rate your child or childrens' overall social development experience in the District 90 kindergarten program?

Answered: 44    Skipped: 13

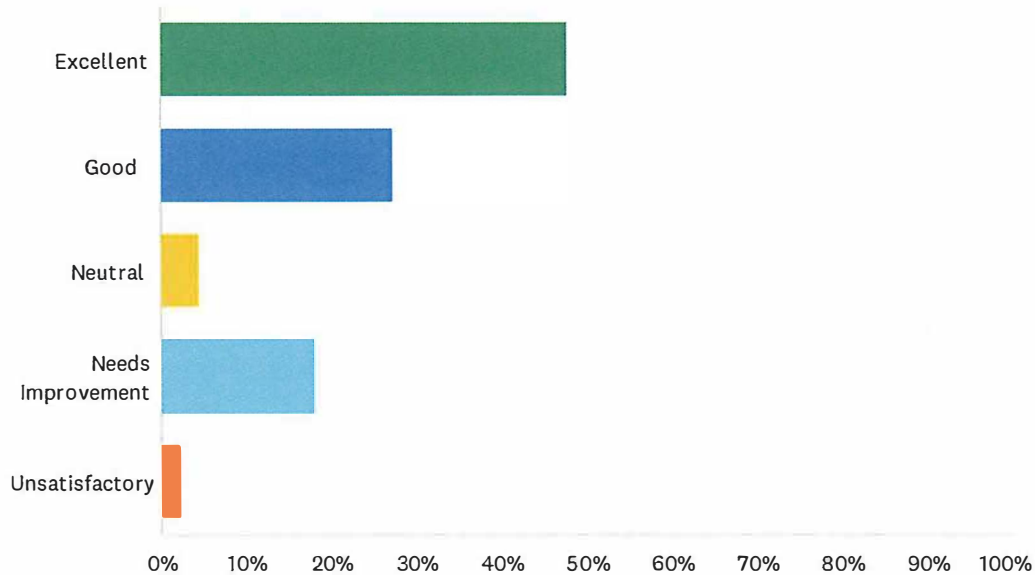


ANSWER CHOICES	RESPONSES	
Excellent	50.00%	22
Good	29.55%	13
Neutral	9.09%	4
Needs Improvement	11.36%	5
Unsatisfactory	0.00%	0
TOTAL		44



## Q13 How would you rate your child's or childrens' overall academic experience in the District 90 kindergarten program?

Answered: 44 Skipped: 13



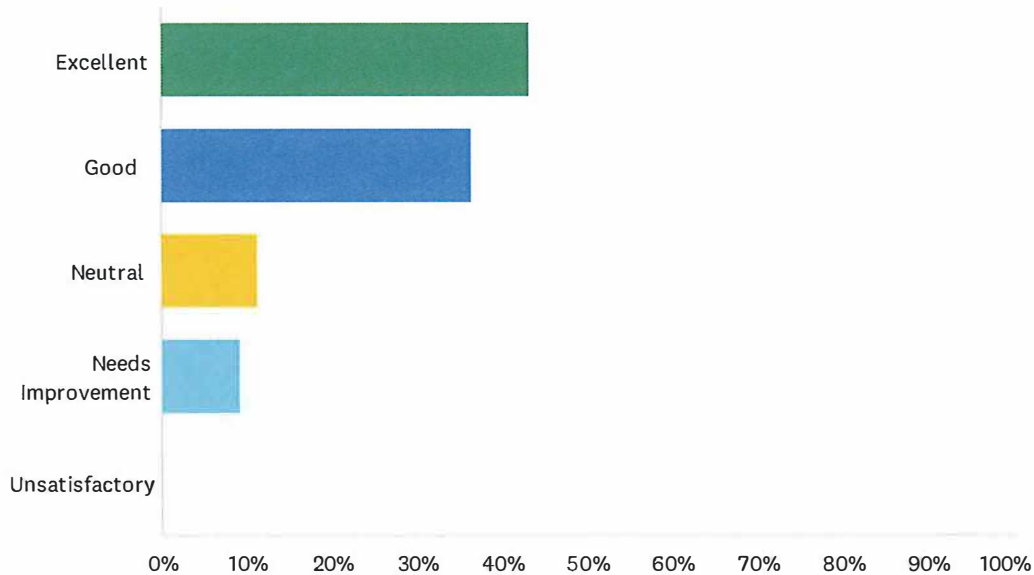
### ANSWER CHOICES

### RESPONSES

Excellent	47.73%	21
Good	27.27%	12
Neutral	4.55%	2
Needs Improvement	18.18%	8
Unsatisfactory	2.27%	1
<b>TOTAL</b>		<b>44</b>

## Q14 How would you rate your child's or childrens' overall emotional development experience in the District 90 kindergarten program?

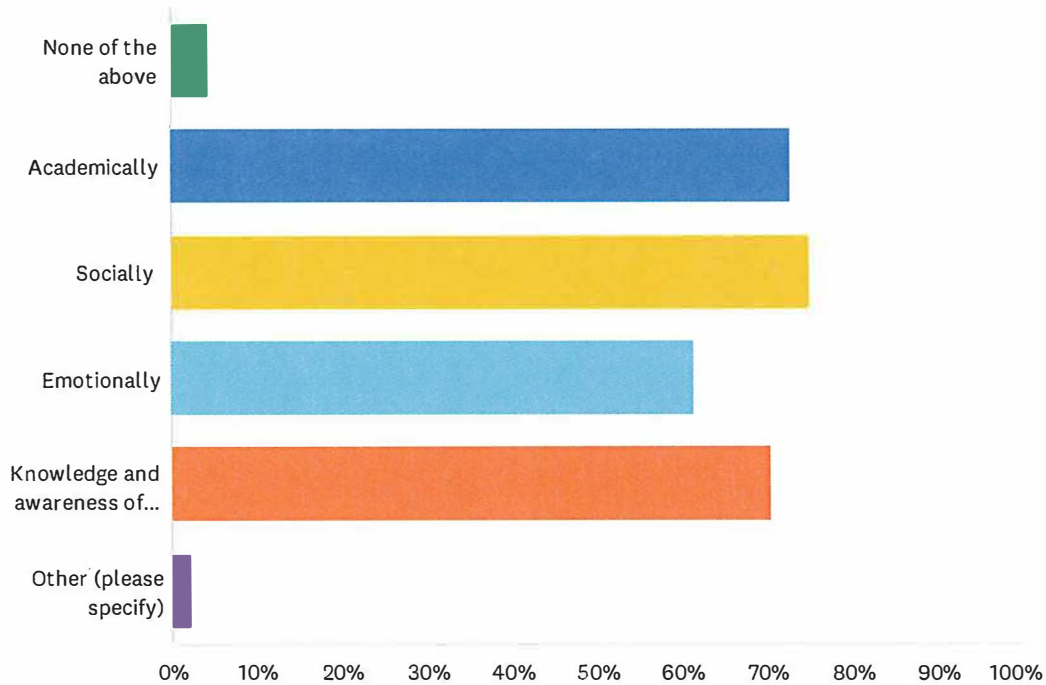
Answered: 44 Skipped: 13



ANSWER CHOICES	RESPONSES	
Excellent	43.18%	19
Good	36.36%	16
Neutral	11.36%	5
Needs Improvement	9.09%	4
Unsatisfactory	0.00%	0
TOTAL		44

**Q15 Please indicate the areas in which you believe your child or children were prepared for first grade. Please check all that apply.**

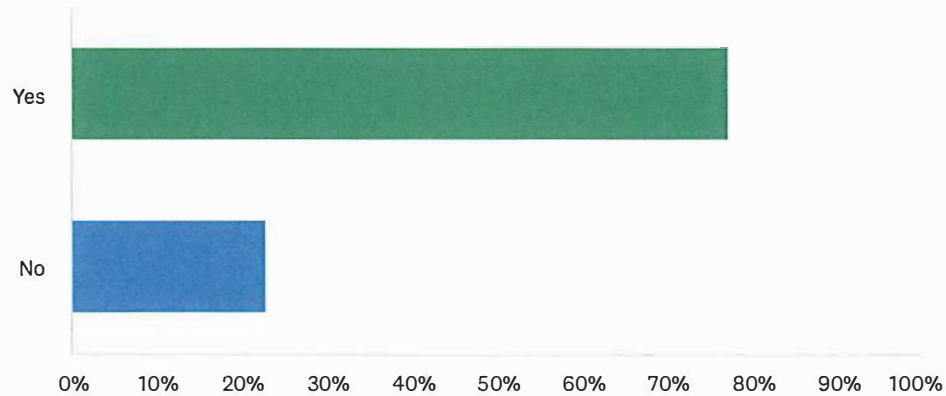
Answered: 44 Skipped: 13



ANSWER CHOICES	RESPONSES	
None of the above	4.55%	2
Academically	72.73%	32
Socially	75.00%	33
Emotionally	61.36%	27
Knowledge and awareness of school structure and routine	70.45%	31
Other (please specify)	2.27%	1
Total Respondents: 44		

# Q16 Did you elect to supplement your child's or childrens' formal kindergarten experience with other learning activities or social programming?

Answered: 44 Skipped: 13



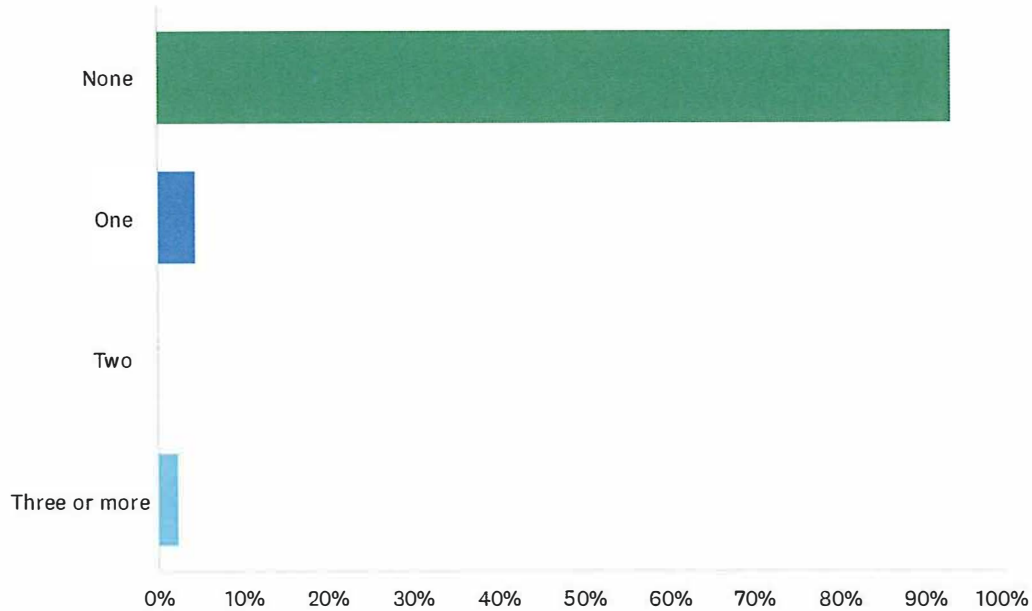
## ANSWER CHOICES

## RESPONSES

Yes	77.27%	34
No	22.73%	10
TOTAL		44

## Q17 How many children in your household do not yet attend elementary school?

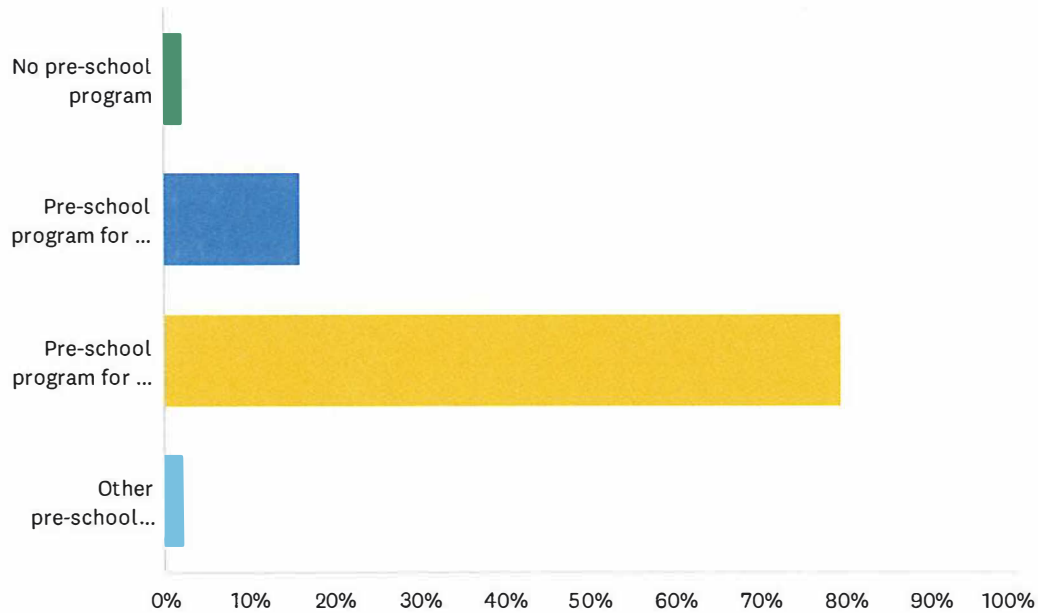
Answered: 44 Skipped: 13



ANSWER CHOICES	RESPONSES	
None	93.18%	41
One	4.55%	2
Two	0.00%	0
Three or more	2.27%	1
TOTAL		44

## Q18 Has your child (or children) participated in any type of pre-school program, and if so, for how many years?

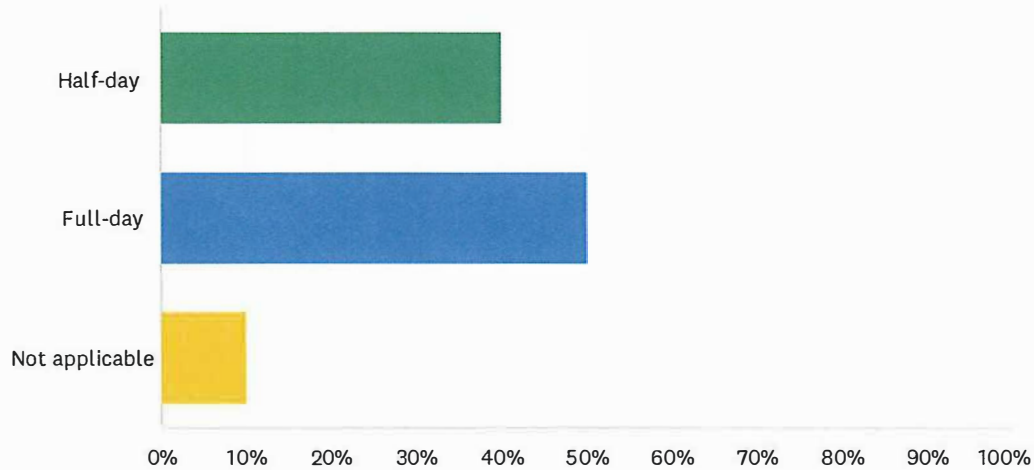
Answered: 44 Skipped: 13



ANSWER CHOICES	RESPONSES	
No pre-school program	2.27%	1
Pre-school program for one year	15.91%	7
Pre-school program for two years	79.55%	35
Other pre-school configuration	2.27%	1
TOTAL		44

Q25 If you enrolled your child or children in a kindergarten program other than the kindergarten program offered by District 90, please indicate whether the program was half-day or full-day in length.

Answered: 10 Skipped: 47



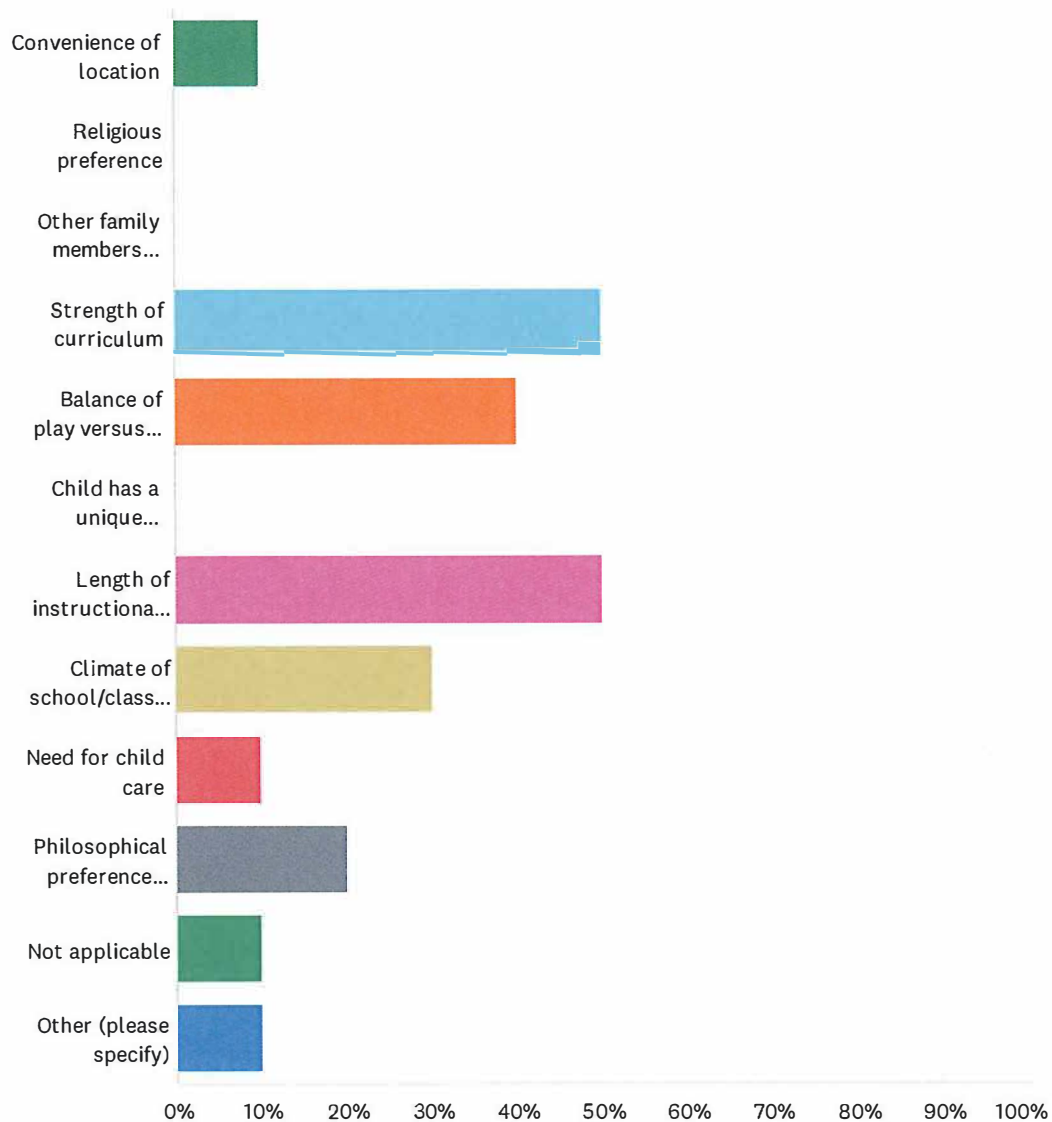
**ANSWER CHOICES**

**RESPONSES**

Half-day	40.00%	4
Full-day	50.00%	5
Not applicable	10.00%	1
<b>TOTAL</b>		<b>10</b>

Q26 If you enrolled your child in a kindergarten program other than the kindergarten program offered in District 90, please indicate your reason(s) for this decision. Please check all that apply.

Answered: 10 Skipped: 47



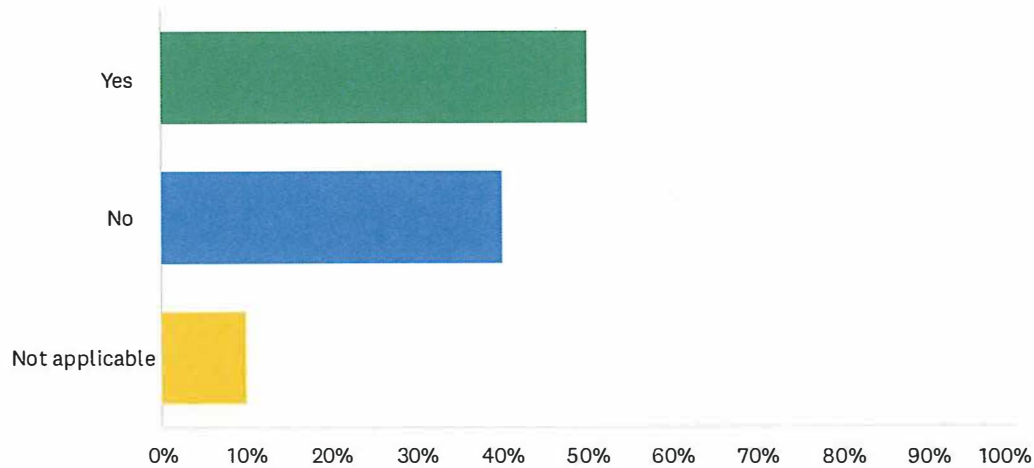


## River Forest District 90 Kindergarten Program Survey

ANSWER CHOICES	RESPONSES	
Convenience of location	10.00%	1
Religious preference	0.00%	0
Other family members attending private program	0.00%	0
Strength of curriculum	50.00%	5
Balance of play versus academic instruction	40.00%	4
Child has a unique instructional need	0.00%	0
Length of instructional day (half-day versus full-day)	50.00%	5
Climate of school/classroom	30.00%	3
Need for child care	10.00%	1
Philosophical preference (i.e. Montessori program)	20.00%	2
Not applicable	10.00%	1
Other (please specify)	10.00%	1
Total Respondents: 10		

## Q27 Did you elect to supplement your child's or childrens' formal kindergarten experience with other instructional activities or social programming?

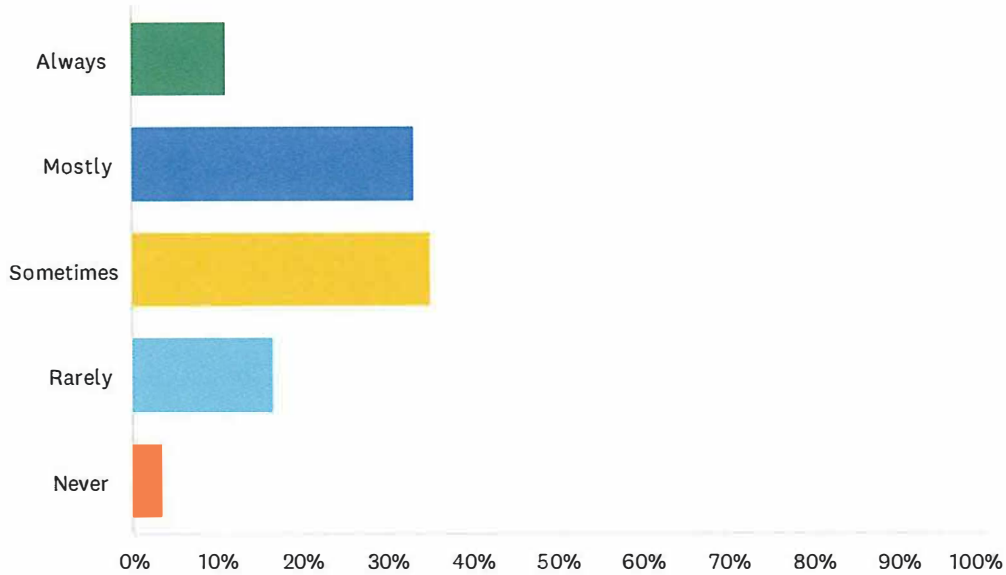
Answered: 10 Skipped: 47



ANSWER CHOICES	RESPONSES	
Yes	50.00%	5
No	40.00%	4
Not applicable	10.00%	1
TOTAL		10

## Q28 To what degree, if at all, do you believe the current half-day D90 kindergarten program meets the unique needs of individuals students?

Answered: 54 Skipped: 3



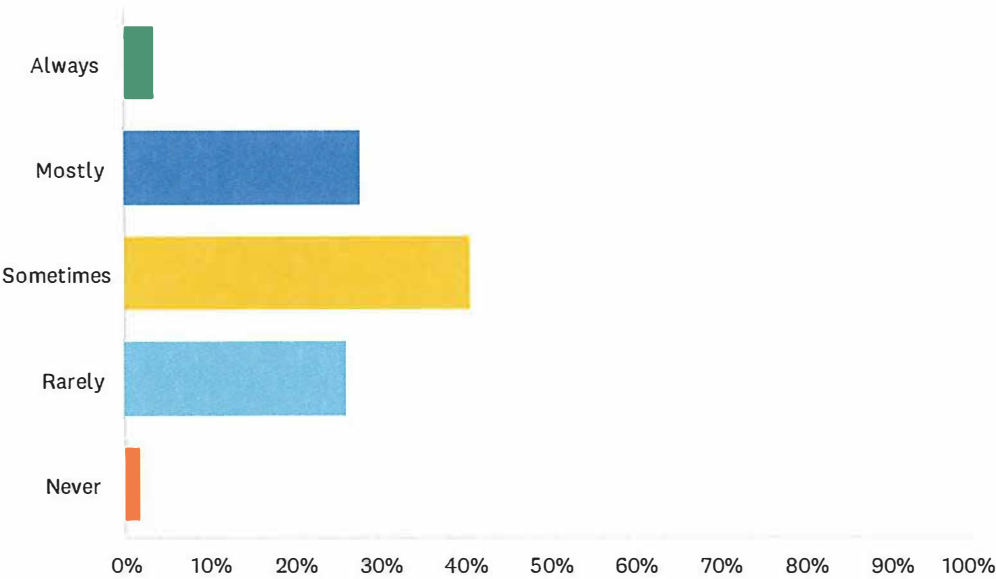
### ANSWER CHOICES

### RESPONSES

Always	11.11%	6
Mostly	33.33%	18
Sometimes	35.19%	19
Rarely	16.67%	9
Never	3.70%	2
<b>TOTAL</b>		<b>54</b>

Q29 To what degree, if at all, do you believe the current half-day D90 kindergarten program meets the unique needs of individual families?

Answered: 54 Skipped: 3



ANSWER CHOICES

Always

Mostly

Sometimes

Rarely

Never

TOTAL

RESPONSES

3.70%

27.78%

40.74%

25.93%

1.85%

2

15

22

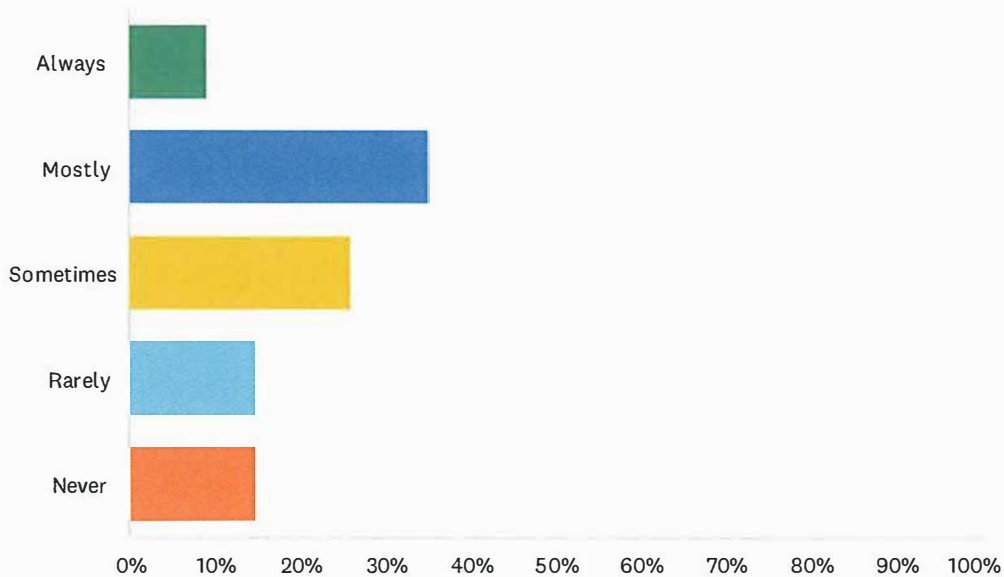
14

1

54

**Q30 To what degree, if at all, do you believe the current half-day D90 kindergarten program provides an equitable learning foundation for all students entering the school district?**

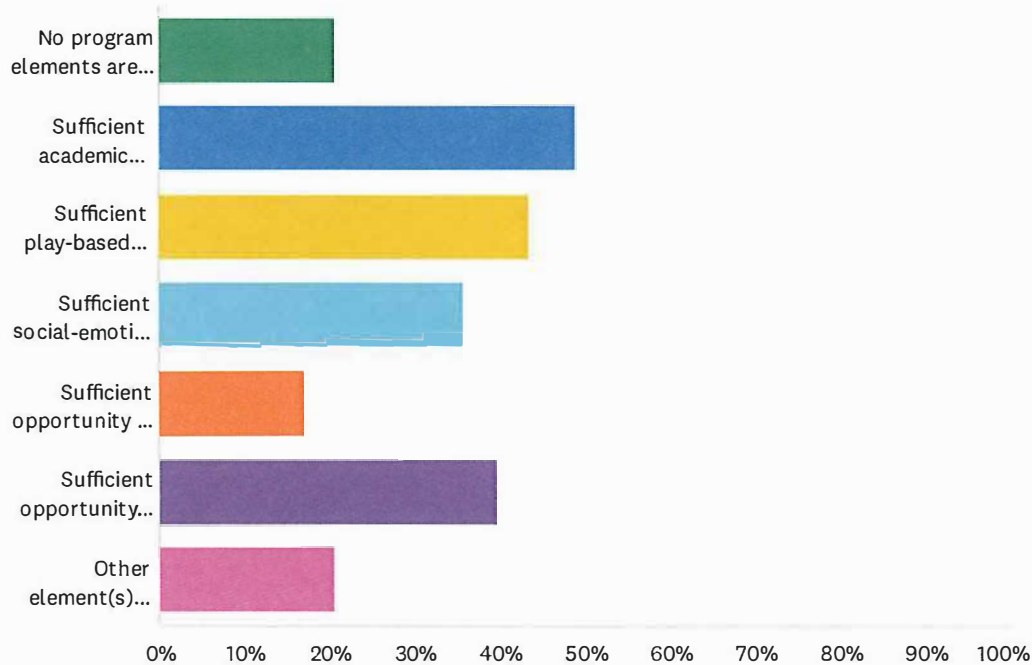
Answered: 54 Skipped: 3



ANSWER CHOICES	RESPONSES	
Always	9.26%	5
Mostly	35.19%	19
Sometimes	25.93%	14
Rarely	14.81%	8
Never	14.81%	8
TOTAL		54

Q31 If any, please identify program elements that you believe the current D90 kindergarten program may be lacking. Please check any that apply.

Answered: 53 Skipped: 4



#### ANSWER CHOICES

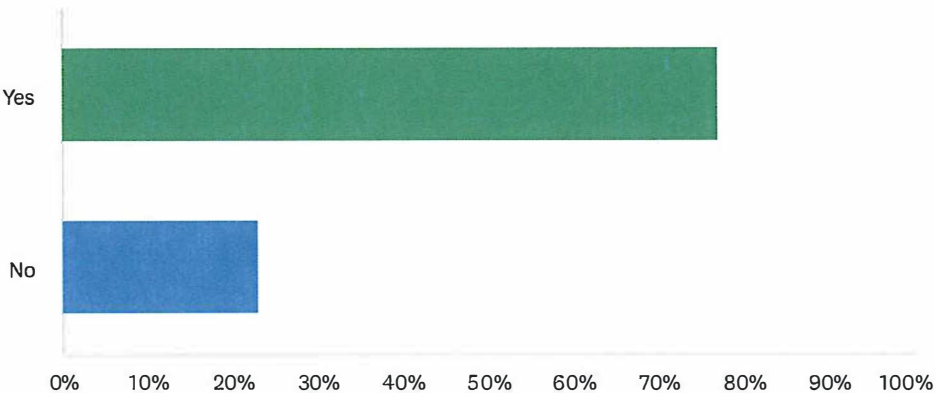
#### RESPONSES

No program elements are lacking	20.75%	11
Sufficient academic learning experiences	49.06%	26
Sufficient play-based learning experiences	43.40%	23
Sufficient social-emotional learning experiences	35.85%	19
Sufficient opportunity to build relationships with educators	16.98%	9
Sufficient opportunity build relationships with peers	39.62%	21
Other element(s) (please specify)	20.75%	11

Total Respondents: 53

Q32 Do you believe that anyone in the community is not having their needs met with the current structure of the D90 kindergarten program?

Answered: 52 Skipped: 5



ANSWER CHOICES	RESPONSES	
Yes	76.92%	40
No	23.08%	12
TOTAL		52

**Q33 Please use this comment box to provide additional information you would like to share about any of the questions asked previously.**

Answered: 28    Skipped: 29

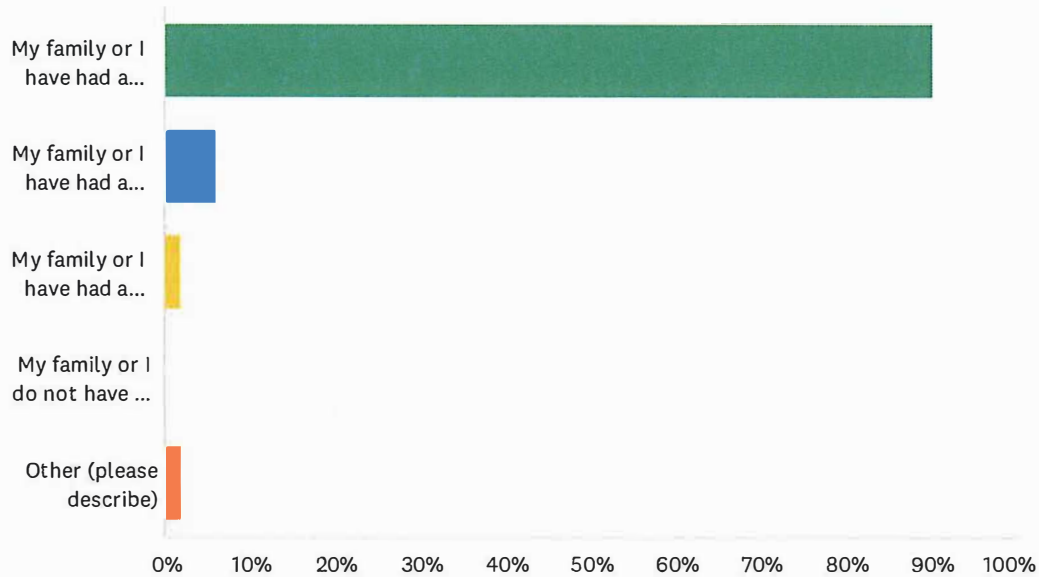


Q34 Do you have a relevant story or personal experience pertaining to kindergarten in District 90 that you would like to share? If so, please insert it in the comment box.

Answered: 17   Skipped: 40

## Q35 Which statement best describes your perceived length of experience with District 90 schools?

Answered: 51 Skipped: 6



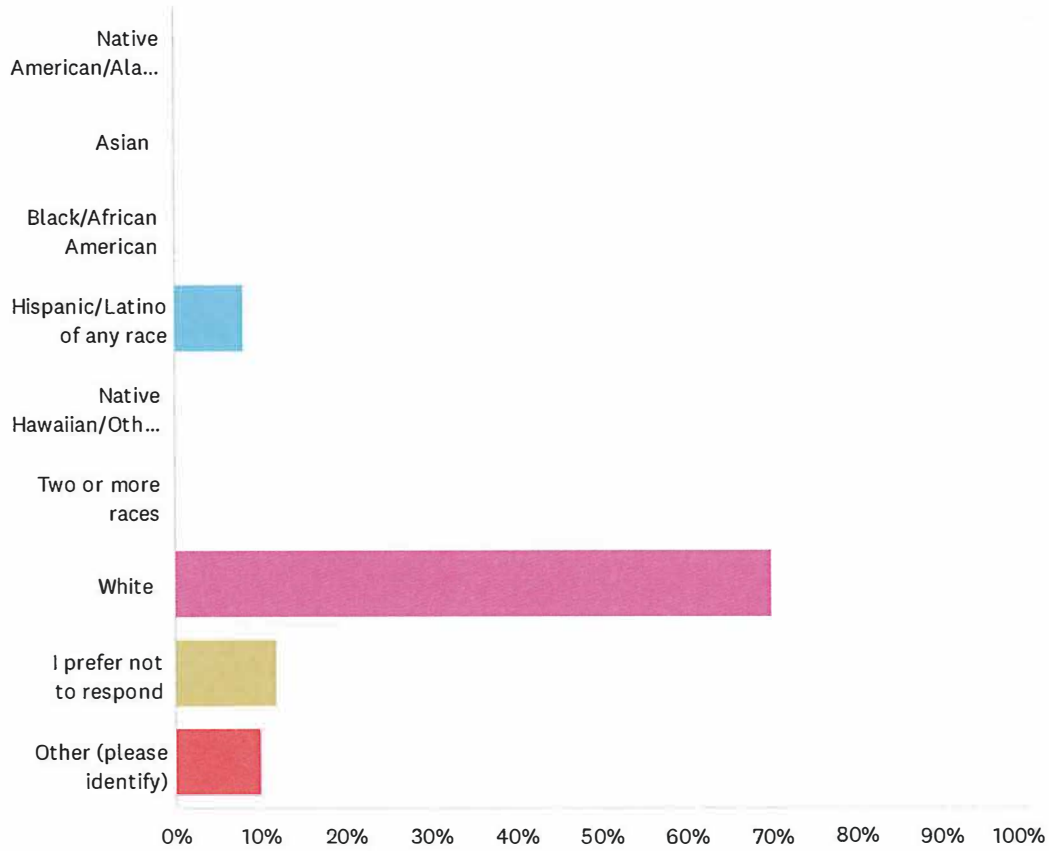
### ANSWER CHOICES

### RESPONSES

My family or I have had a lengthy relationship with District 90 schools	90.20%	46
My family or I have had a medium-length relationship with District 90 schools	5.88%	3
My family or I have had a short relationship with District 90 schools	1.96%	1
My family or I do not have a personal relationship with District 90 schools	0.00%	0
Other (please describe)	1.96%	1
<b>TOTAL</b>		<b>51</b>

## Q36 My race/ethnicity is:

Answered: 50 Skipped: 7



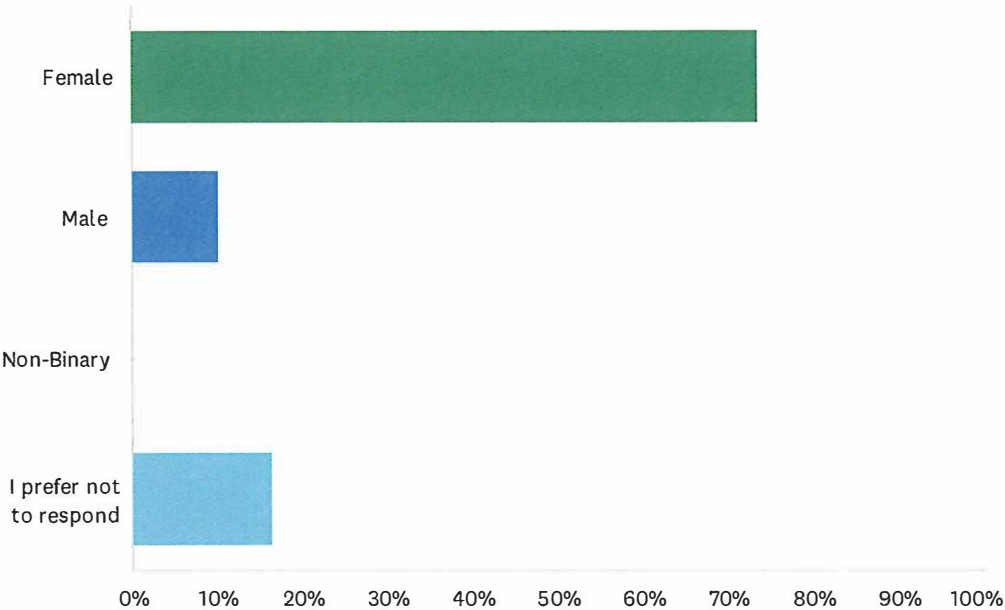
### ANSWER CHOICES

### RESPONSES

Native American/Alaska Native	0.00%	0
Asian	0.00%	0
Black/African American	0.00%	0
Hispanic/Latino of any race	8.00%	4
Native Hawaiian/Other Pacific Islander	0.00%	0
Two or more races	0.00%	0
White	70.00%	35
I prefer not to respond	12.00%	6
Other (please identify)	10.00%	5
<b>TOTAL</b>		<b>50</b>

Q37 Which of the following best describes your gender identity?

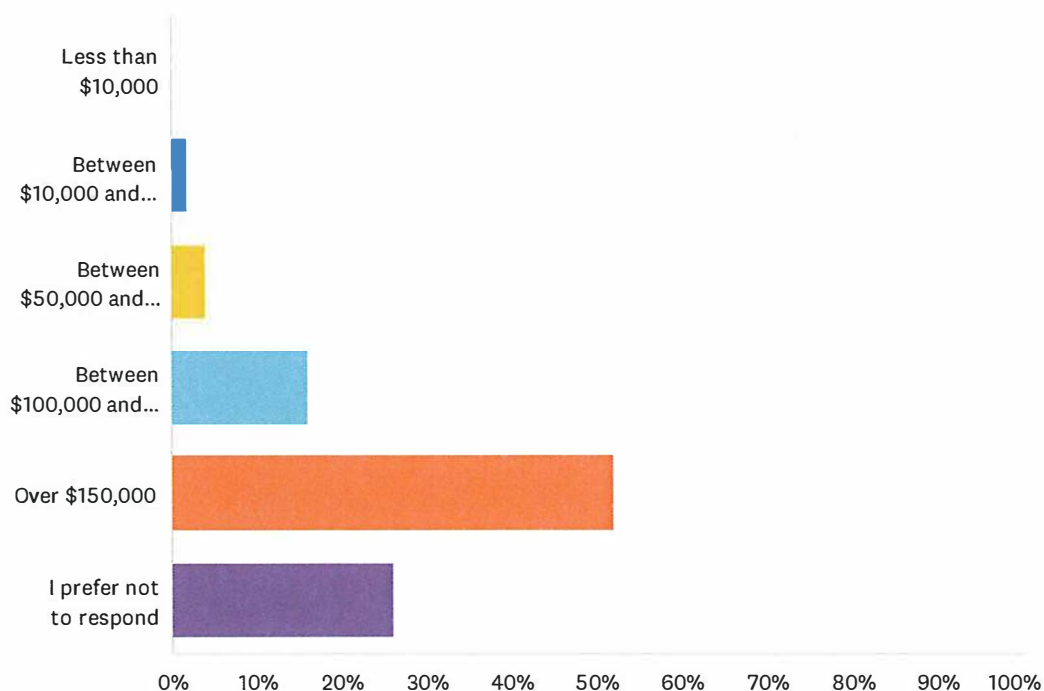
Answered: 49    Skipped: 8



ANSWER CHOICES	RESPONSES	
Female	73.47%	36
Male	10.20%	5
Non-Binary	0.00%	0
I prefer not to respond	16.33%	8
TOTAL		49

## Q38 Which of these categories describes your annual household income?

Answered: 50 Skipped: 7



### ANSWER CHOICES

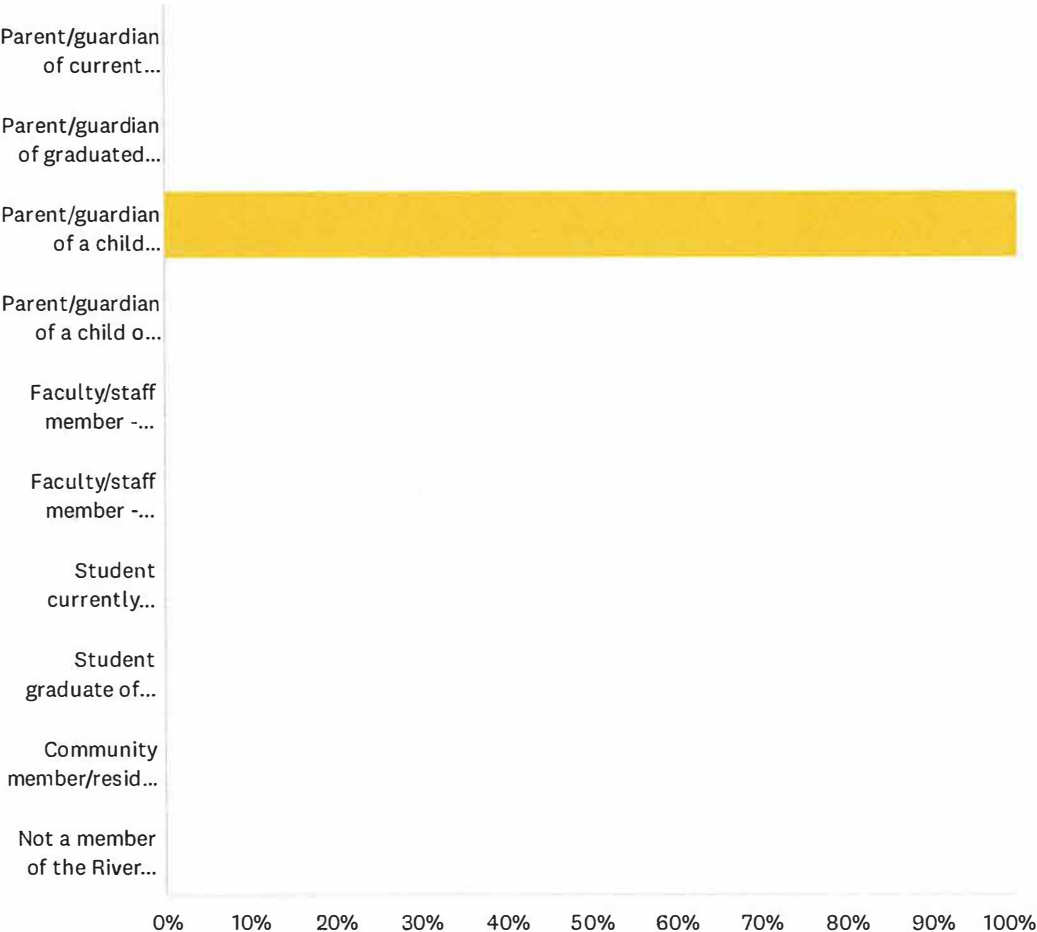
### RESPONSES

Less than \$10,000	0.00%	0
Between \$10,000 and \$50,000	2.00%	1
Between \$50,000 and \$100,000	4.00%	2
Between \$100,000 and \$150,000	16.00%	8
Over \$150,000	52.00%	26
I prefer not to respond	26.00%	13
<b>TOTAL</b>		<b>50</b>

*Parent/Guardian of Child  
Below Age of 5  
(River Forest Resident)*

Q1 Please identify your current relationship with the River Forest District 90 school district. Please choose the answer that best reflects your relationship.

Answered: 114 Skipped: 0



## River Forest District 90 Kindergarten Program Survey

### ANSWER CHOICES

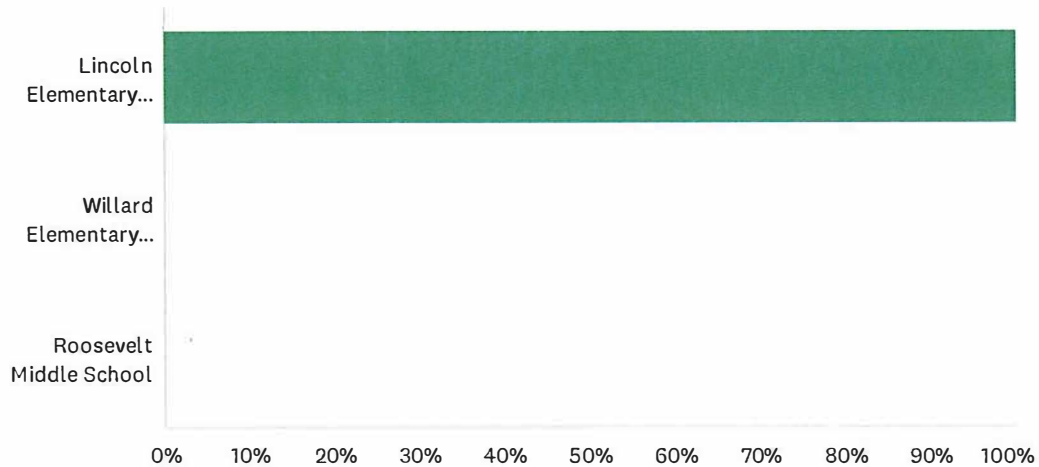
### RESPONSES

Parent/guardian of current District 90 student(s)	0.00%	0
Parent/guardian of graduated District 90 student(s)	0.00%	0
Parent/guardian of a child below the age of 5 years (River Forest resident)	100.00%	114
Parent/guardian of a child or children who attends or attended private school (River Forest resident)	0.00%	0
Faculty/staff member - District 90 schools	0.00%	0
Faculty/staff member - District 90 schools (middle school level)	0.00%	0
Student currently enrolled in District 90 schools	0.00%	0
Student graduate of District 90 schools	0.00%	0
Community member/resident of River Forest	0.00%	0
Not a member of the River Forest community	0.00%	0
<b>TOTAL</b>		<b>114</b>



Q2 Please indicate which District 90 school your child or children presently attend. Please check all that apply.

Answered: 2 Skipped: 112



**ANSWER CHOICES**

Lincoln Elementary School

Willard Elementary School

Roosevelt Middle School

Total Respondents: 2

**RESPONSES**

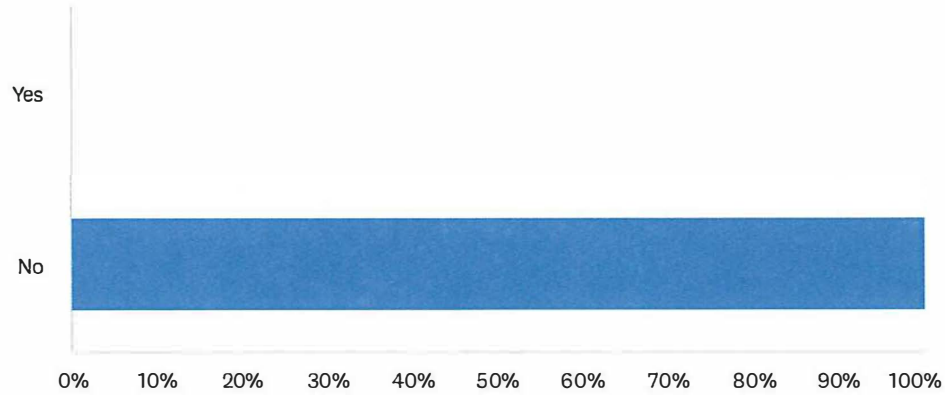
100.00% 2

0.00% 0

0.00% 0

### Q3 Did your child or children attend kindergarten (or currently attends kindergarten) in District 90?

Answered: 2 Skipped: 112



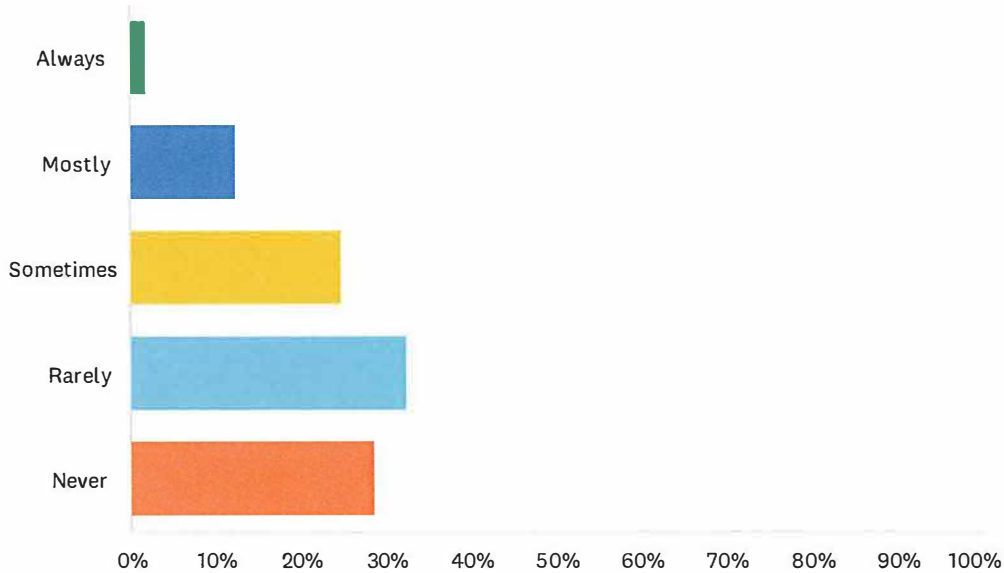
#### ANSWER CHOICES

#### RESPONSES

Yes	0.00%	0
No	100.00%	2
TOTAL		2

## Q28 To what degree, if at all, do you believe the current half-day D90 kindergarten program meets the unique needs of individuals students?

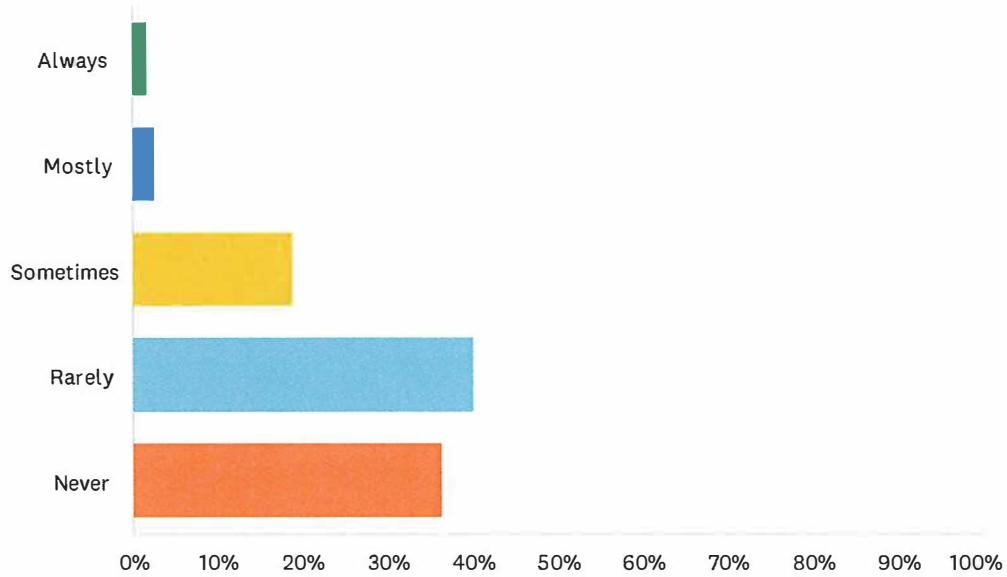
Answered: 105 Skipped: 9



ANSWER CHOICES	RESPONSES	
Always	1.90%	2
Mostly	12.38%	13
Sometimes	24.76%	26
Rarely	32.38%	34
Never	28.57%	30
TOTAL		105

## Q29 To what degree, if at all, do you believe the current half-day D90 kindergarten program meets the unique needs of individual families?

Answered: 105 Skipped: 9



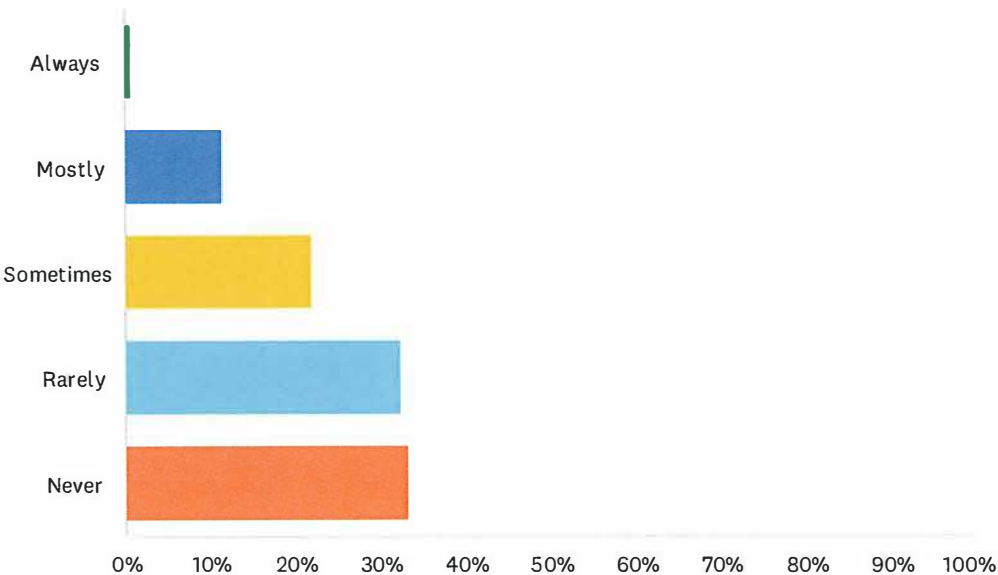
### ANSWER CHOICES

### RESPONSES

Always	1.90%	2
Mostly	2.86%	3
Sometimes	19.05%	20
Rarely	40.00%	42
Never	36.19%	38
<b>TOTAL</b>		<b>105</b>

Q30 To what degree, if at all, do you believe the current half-day D90 kindergarten program provides an equitable learning foundation for all students entering the school district?

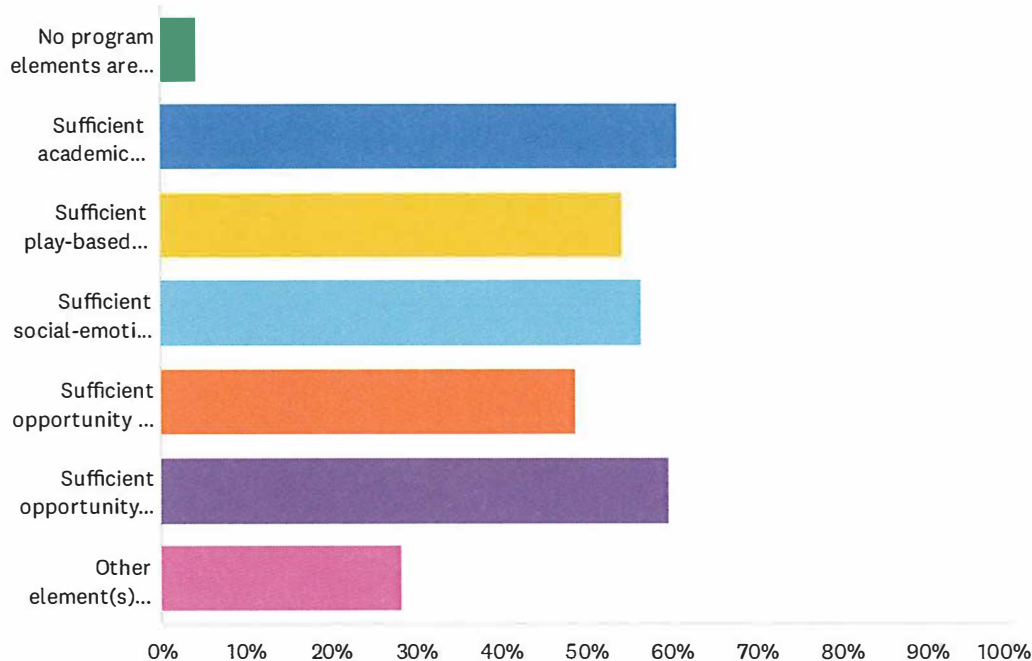
Answered: 105 Skipped: 9



ANSWER CHOICES	RESPONSES	
Always	0.95%	1
Mostly	11.43%	12
Sometimes	21.90%	23
Rarely	32.38%	34
Never	33.33%	35
TOTAL		105

Q31 If any, please identify program elements that you believe the current D90 kindergarten program may be lacking. Please check any that apply.

Answered: 92 Skipped: 22



#### ANSWER CHOICES

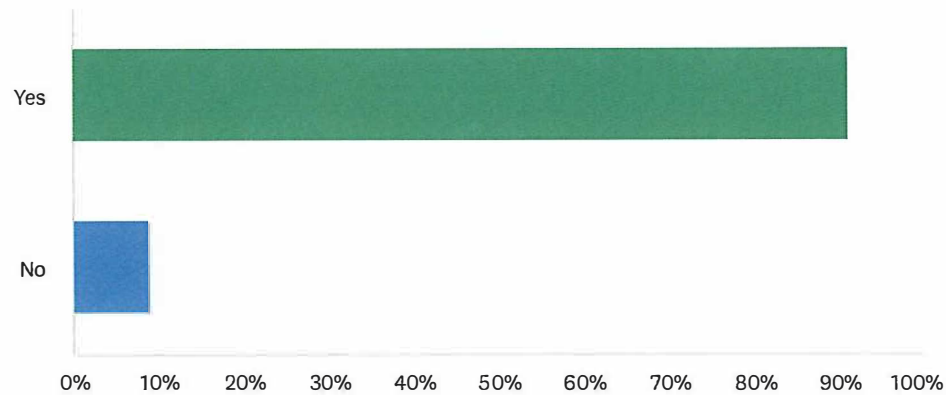
#### RESPONSES

No program elements are lacking	4.35%	4
Sufficient academic learning experiences	60.87%	56
Sufficient play-based learning experiences	54.35%	50
Sufficient social-emotional learning experiences	56.52%	52
Sufficient opportunity to build relationships with educators	48.91%	45
Sufficient opportunity build relationships with peers	59.78%	55
Other element(s) (please specify)	28.26%	26

Total Respondents: 92

Q32 Do you believe that anyone in the community is not having their needs met with the current structure of the D90 kindergarten program?

Answered: 100    Skipped: 14



ANSWER CHOICES	RESPONSES	
Yes	91.00%	91
No	9.00%	9
TOTAL		100

Q33 Please use this comment box to provide additional information you would like to share about any of the questions asked previously.

Answered: 52    Skipped: 62

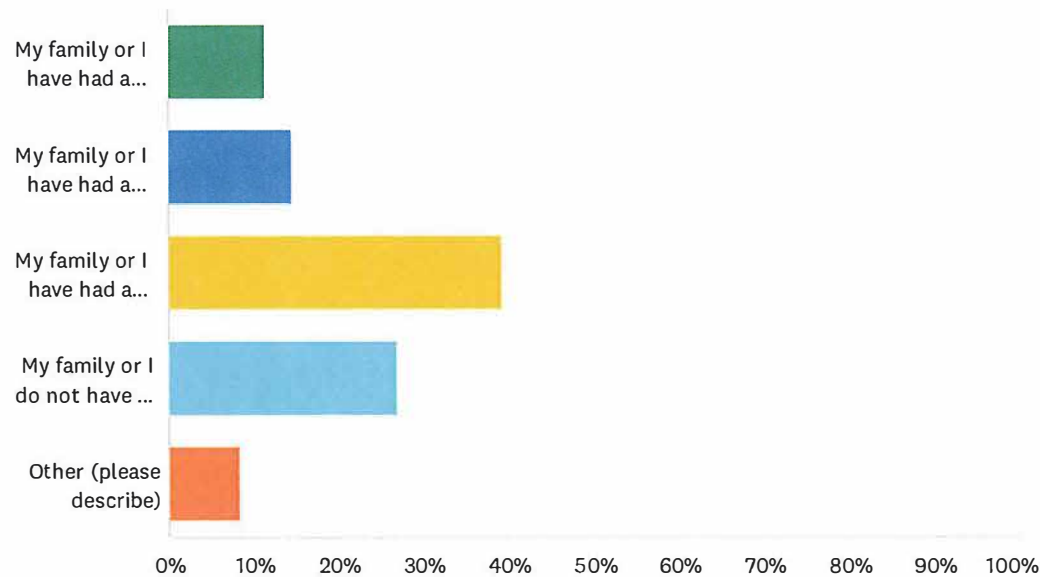


Q34 Do you have a relevant story or personal experience pertaining to kindergarten in District 90 that you would like to share? If so, please insert it in the comment box.

Answered: 17   Skipped: 97

Q35 Which statement best describes your perceived length of experience with District 90 schools?

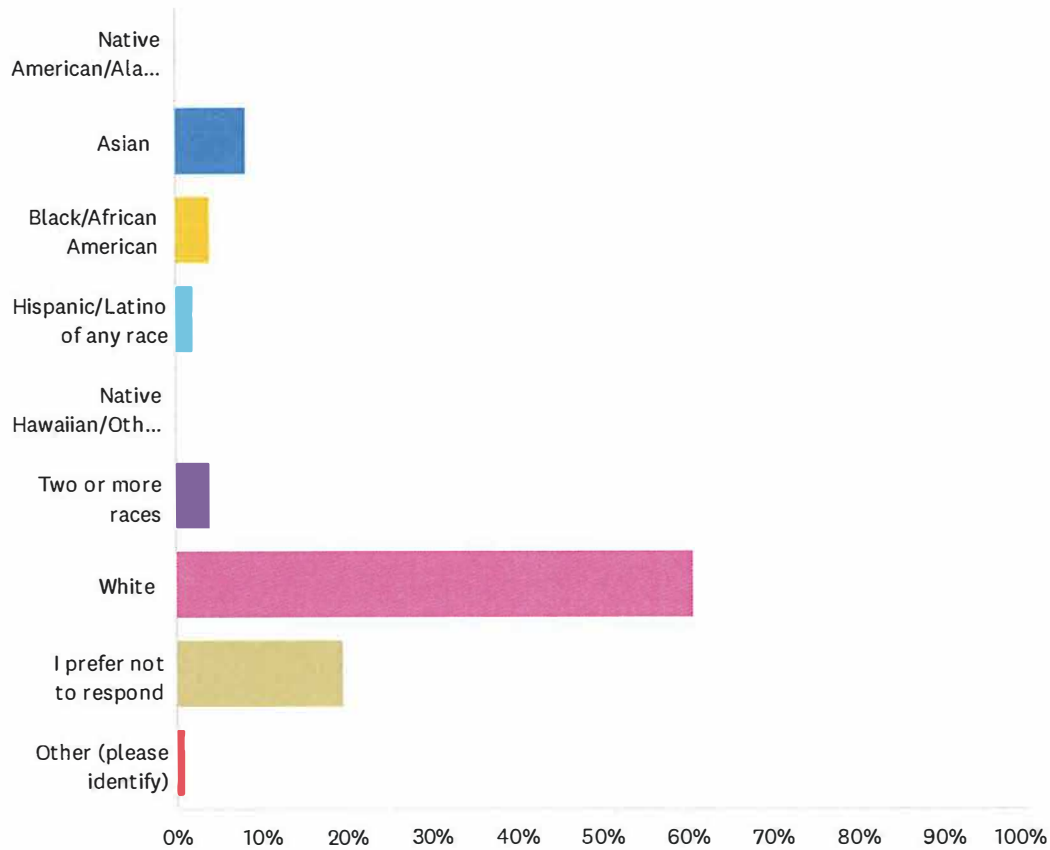
Answered: 97    Skipped: 17



ANSWER CHOICES	RESPONSES	
My family or I have had a lengthy relationship with District 90 schools	11.34%	11
My family or I have had a medium-length relationship with District 90 schools	14.43%	14
My family or I have had a short relationship with District 90 schools	39.18%	38
My family or I do not have a personal relationship with District 90 schools	26.80%	26
Other (please describe)	8.25%	8
TOTAL		97

## Q36 My race/ethnicity is:

Answered: 97 Skipped: 17



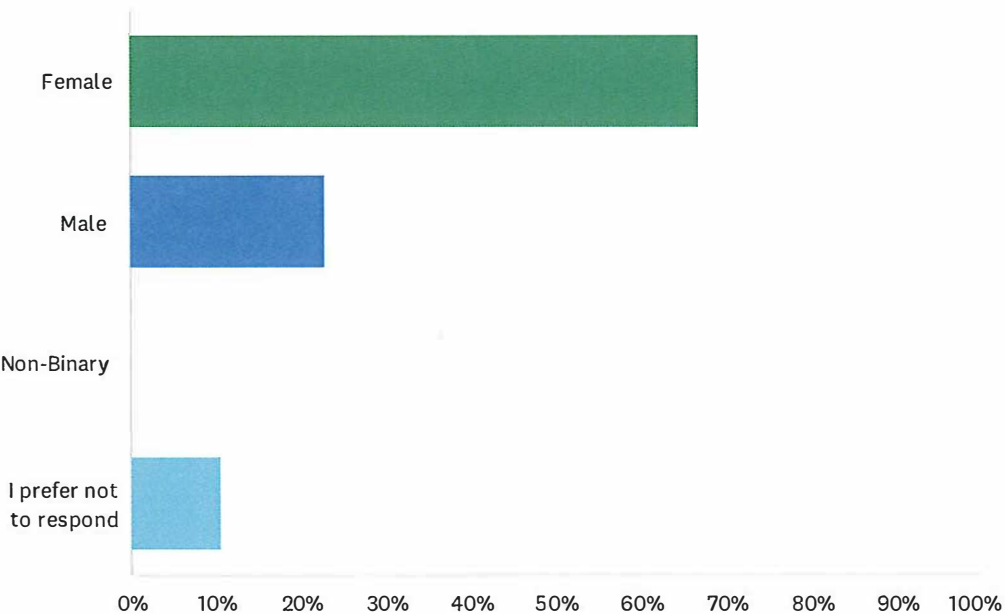
### ANSWER CHOICES

### RESPONSES

Native American/Alaska Native	0.00%	0
Asian	8.25%	8
Black/African American	4.12%	4
Hispanic/Latino of any race	2.06%	2
Native Hawaiian/Other Pacific Islander	0.00%	0
Two or more races	4.12%	4
White	60.82%	59
I prefer not to respond	19.59%	19
Other (please identify)	1.03%	1
<b>TOTAL</b>		<b>97</b>

Q37 Which of the following best describes your gender identity?

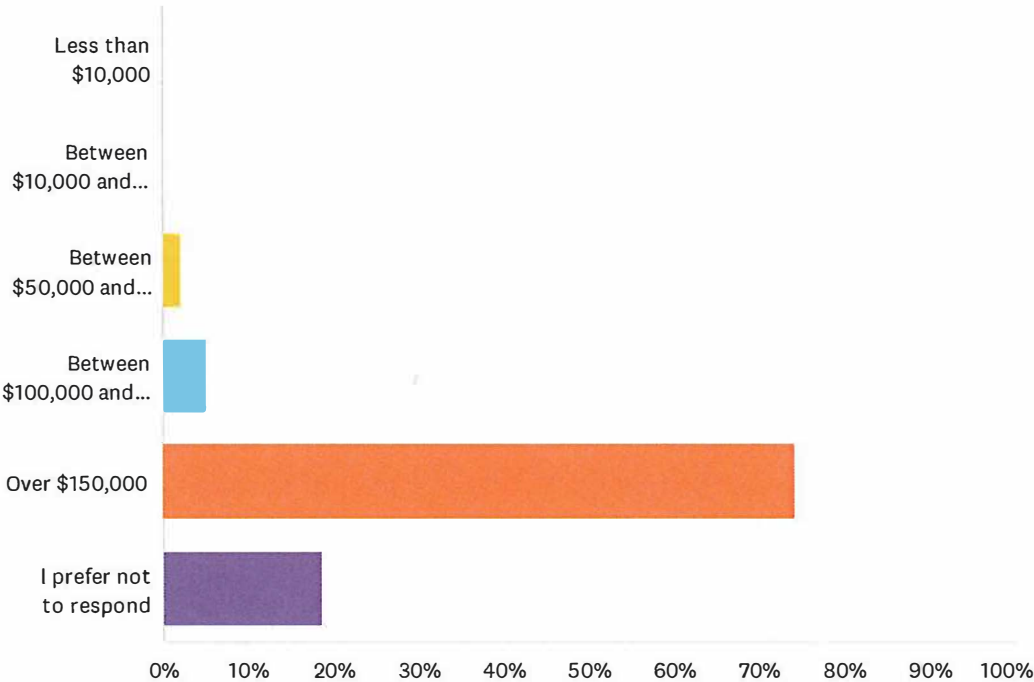
Answered: 96 Skipped: 18



ANSWER CHOICES	RESPONSES	
Female	66.67%	64
Male	22.92%	22
Non-Binary	0.00%	0
I prefer not to respond	10.42%	10
TOTAL		96

Q38 Which of these categories describes your annual household income?

Answered: 97 Skipped: 17



ANSWER CHOICES

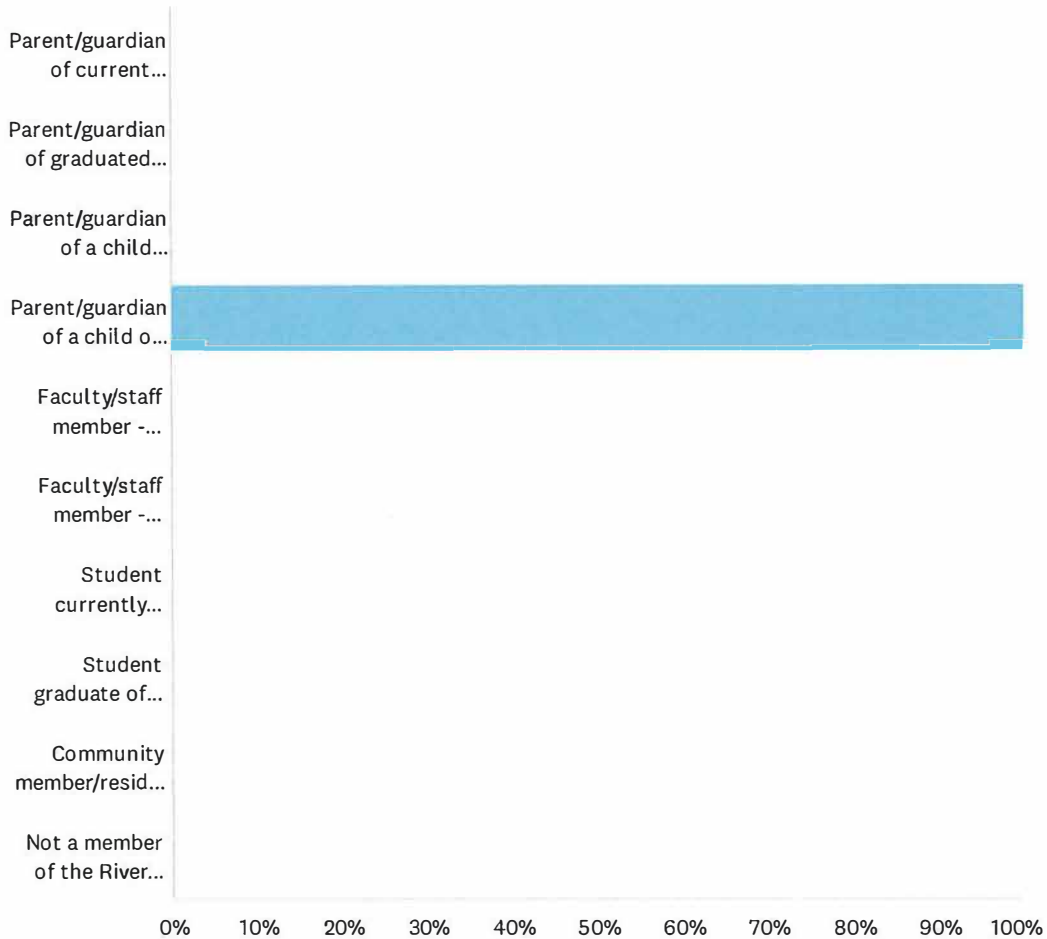
RESPONSES

Less than \$10,000	0.00%	0
Between \$10,000 and \$50,000	0.00%	0
Between \$50,000 and \$100,000	2.06%	2
Between \$100,000 and \$150,000	5.15%	5
Over \$150,000	74.23%	72
I prefer not to respond	18.56%	18
TOTAL		97

*Parent/Guardian of Child  
or Children Who Attends  
or Attended Private School  
(River Forest Resident)*

Q1 Please identify your current relationship with the River Forest District 90 school district. Please choose the answer that best reflects your relationship.

Answered: 24 Skipped: 0



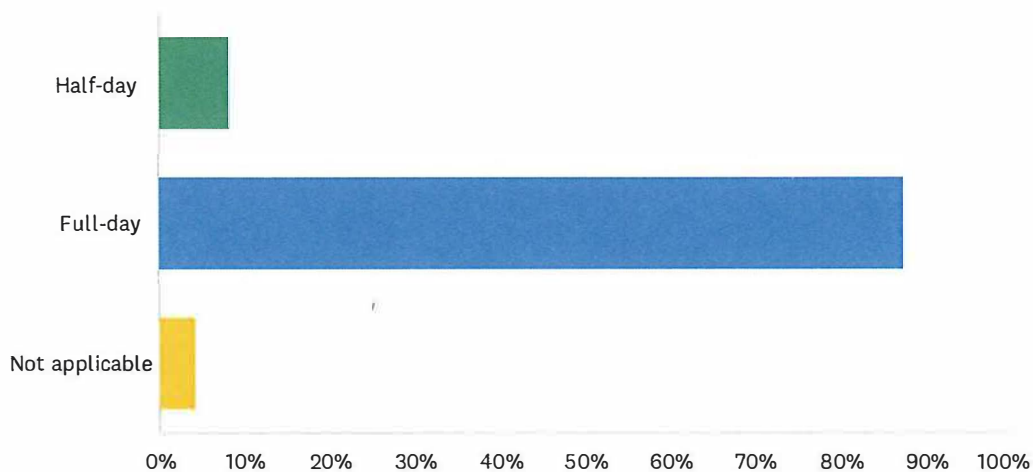
## River Forest District 90 Kindergarten Program Survey

<b>ANSWER CHOICES</b>	<b>RESPONSES</b>	
Parent/guardian of current District 90 student(s)	0.00%	0
Parent/guardian of graduated District 90 student(s)	0.00%	0
Parent/guardian of a child below the age of 5 years (River Forest resident)	0.00%	0
Parent/guardian of a child or children who attends or attended private school (River Forest resident)	100.00%	24
Faculty/staff member - District 90 schools	0.00%	0
Faculty/staff member - District 90 schools (middle school level)	0.00%	0
Student currently enrolled in District 90 schools	0.00%	0
Student graduate of District 90 schools	0.00%	0
Community member/resident of River Forest	0.00%	0
Not a member of the River Forest community	0.00%	0
<b>TOTAL</b>		<b>24</b>



**Q25 If you enrolled your child or children in a kindergarten program other than the kindergarten program offered by District 90, please indicate whether the program was half-day or full-day in length.**

Answered: 24 Skipped: 0



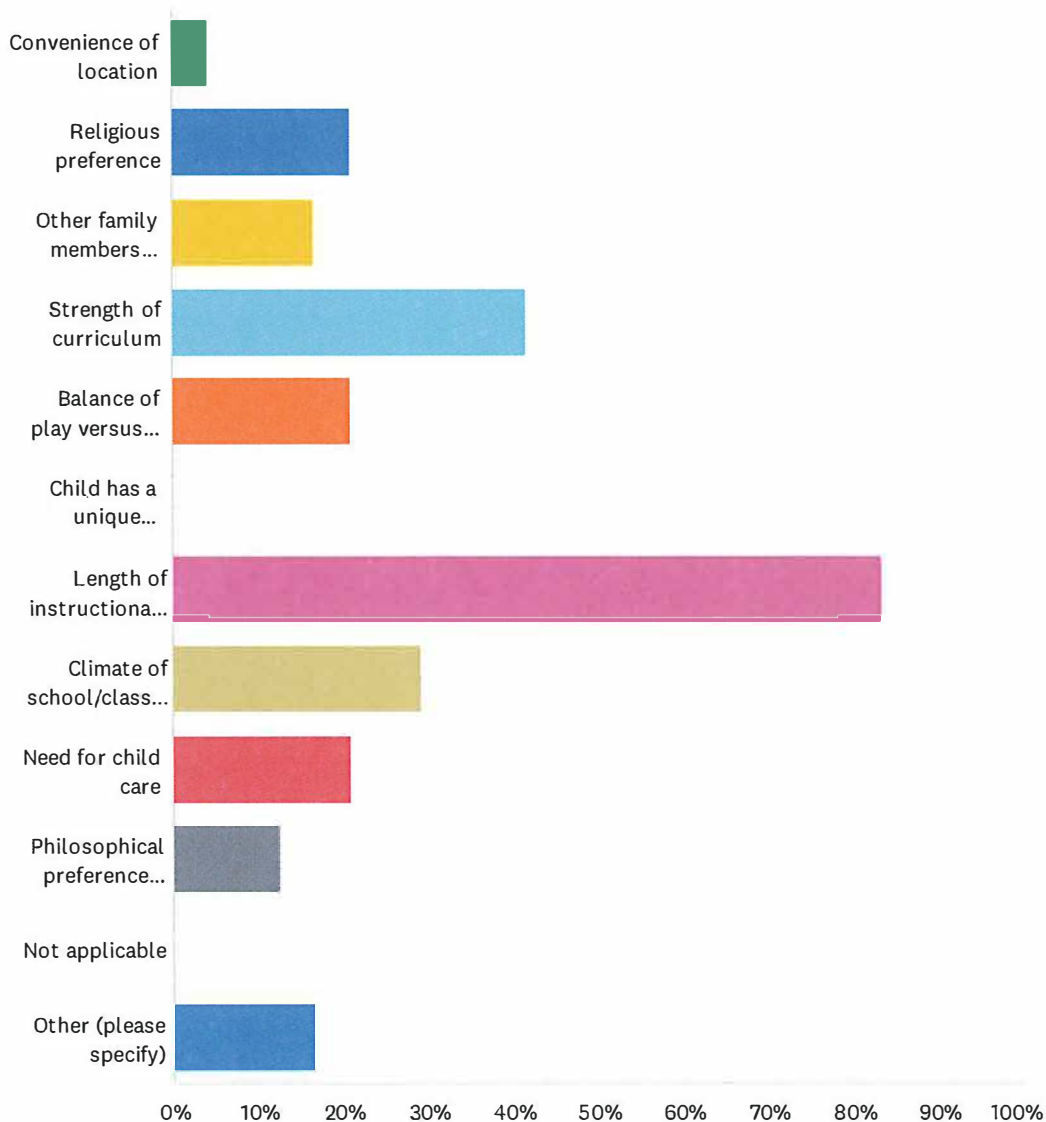
**ANSWER CHOICES**

**RESPONSES**

Half-day	8.33%	2
Full-day	87.50%	21
Not applicable	4.17%	1
<b>TOTAL</b>		<b>24</b>

Q26 If you enrolled your child in a kindergarten program other than the kindergarten program offered in District 90, please indicate your reason(s) for this decision. Please check all that apply.

Answered: 24 Skipped: 0

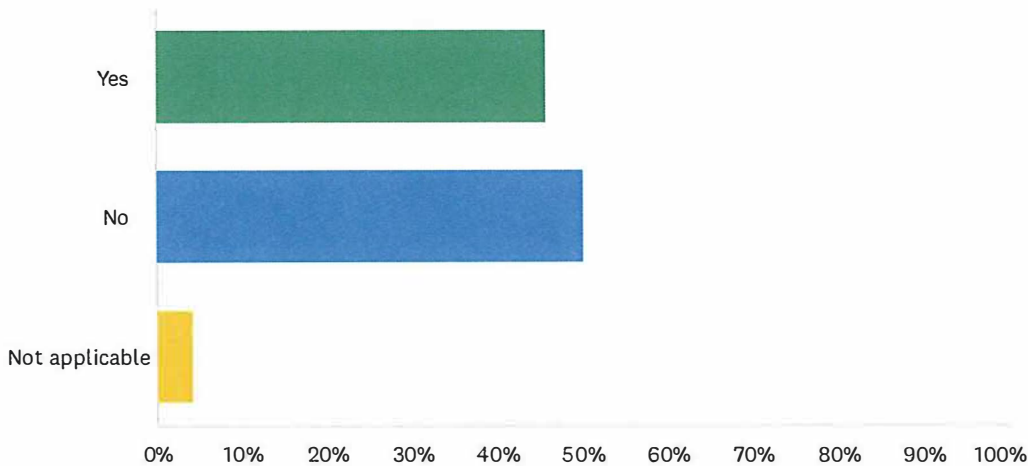


## River Forest District 90 Kindergarten Program Survey

ANSWER CHOICES	RESPONSES	
Convenience of location	4.17%	1
Religious preference	20.83%	5
Other family members attending private program	16.67%	4
Strength of curriculum	41.67%	10
Balance of play versus academic instruction	20.83%	5
Child has a unique instructional need	0.00%	0
Length of instructional day (half-day versus full-day)	83.33%	20
Climate of school/classroom	29.17%	7
Need for child care	20.83%	5
Philosophical preference (i.e. Montessori program)	12.50%	3
Not applicable	0.00%	0
Other (please specify)	16.67%	4
Total Respondents: 24		

Q27 Did you elect to supplement your child's or childrens' formal kindergarten experience with other instructional activities or social programming?

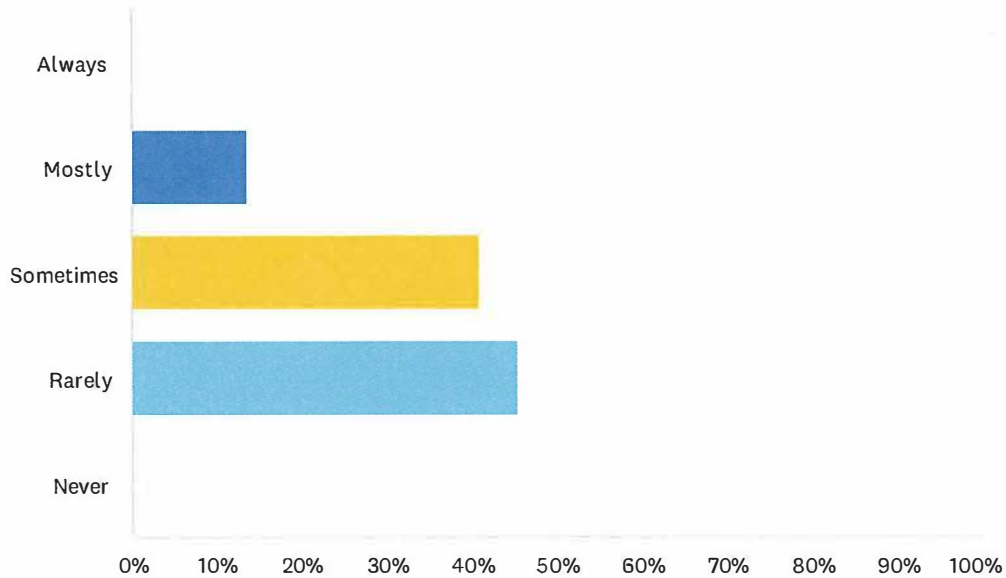
Answered: 24 Skipped: 0



ANSWER CHOICES	RESPONSES	
Yes	45.83%	11
No	50.00%	12
Not applicable	4.17%	1
TOTAL		24

## Q28 To what degree, if at all, do you believe the current half-day D90 kindergarten program meets the unique needs of individuals students?

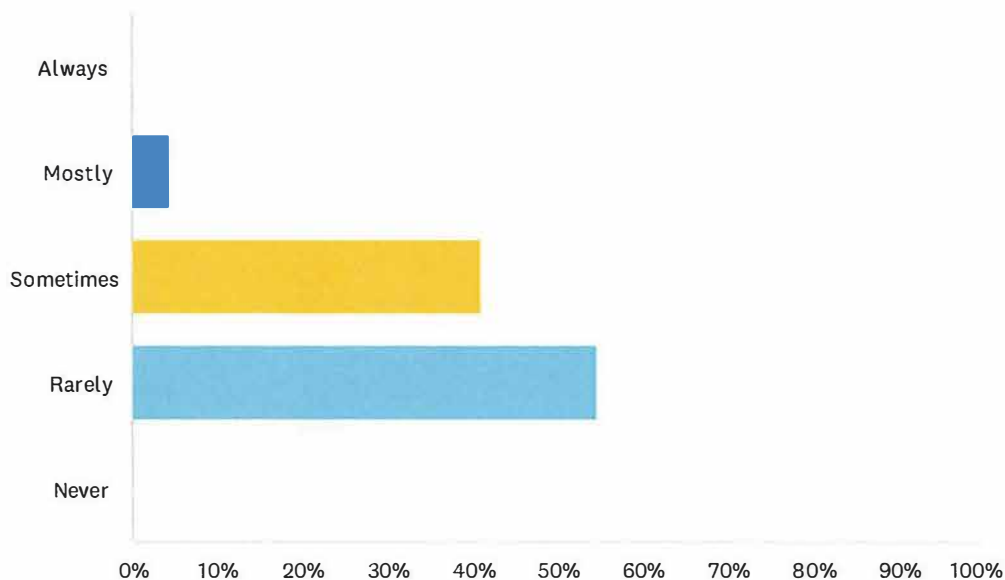
Answered: 22 Skipped: 2



ANSWER CHOICES	RESPONSES	
Always	0.00%	0
Mostly	13.64%	3
Sometimes	40.91%	9
Rarely	45.45%	10
Never	0.00%	0
TOTAL		22

## Q29 To what degree, if at all, do you believe the current half-day D90 kindergarten program meets the unique needs of individual families?

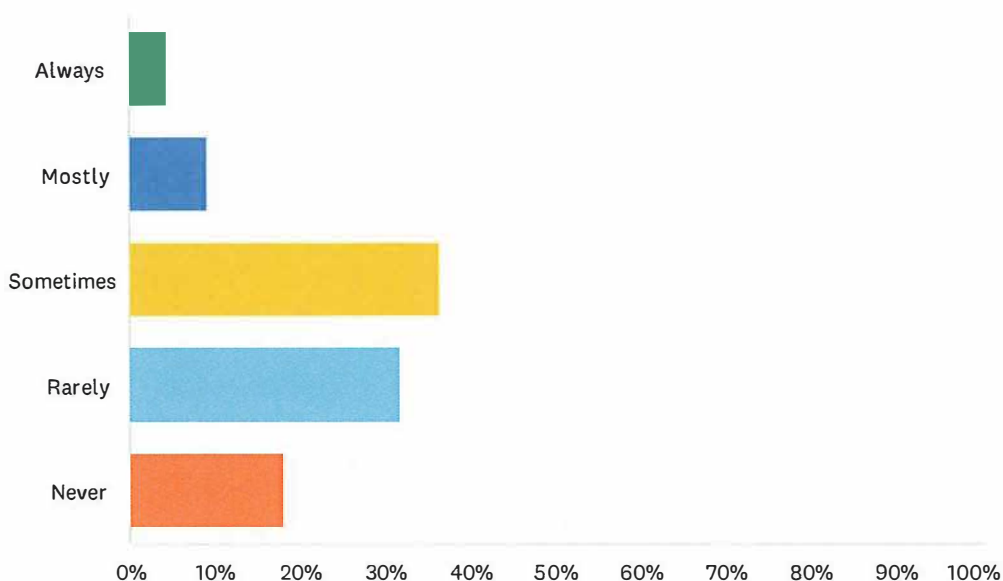
Answered: 22 Skipped: 2



ANSWER CHOICES	RESPONSES	
Always	0.00%	0
Mostly	4.55%	1
Sometimes	40.91%	9
Rarely	54.55%	12
Never	0.00%	0
TOTAL		22

# Q30 To what degree, if at all, do you believe the current half-day D90 kindergarten program provides an equitable learning foundation for all students entering the school district?

Answered: 22 Skipped: 2



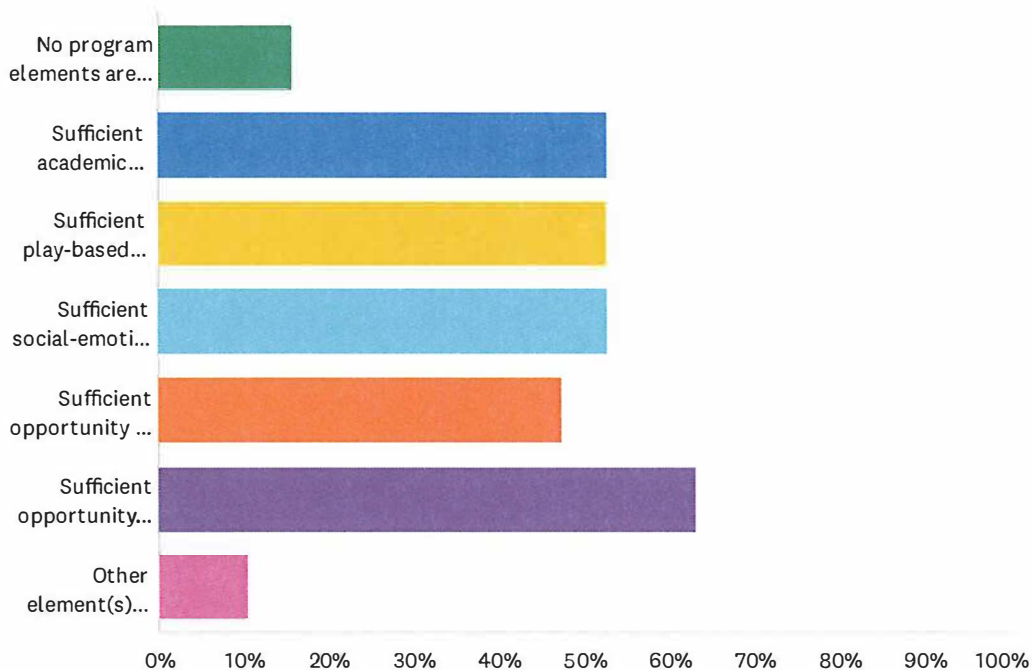
## ANSWER CHOICES

## RESPONSES

Always	4.55%	1
Mostly	9.09%	2
Sometimes	36.36%	8
Rarely	31.82%	7
Never	18.18%	4
TOTAL		22

Q31 If any, please identify program elements that you believe the current D90 kindergarten program may be lacking. Please check any that apply.

Answered: 19 Skipped: 5



#### ANSWER CHOICES

#### RESPONSES

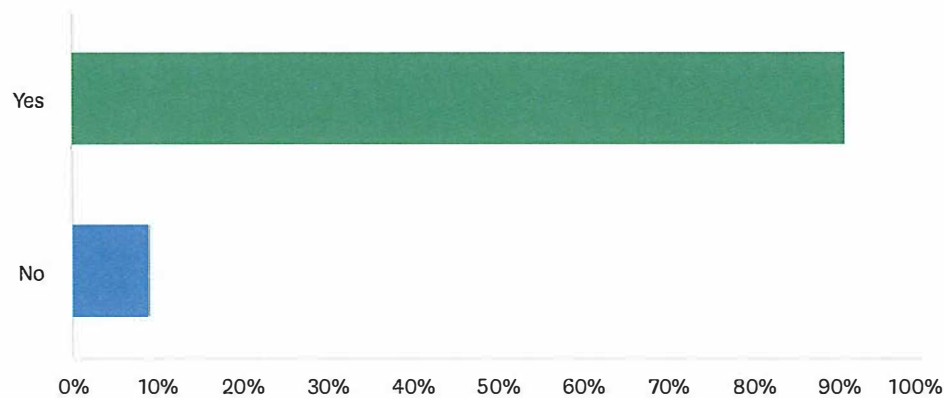
No program elements are lacking	15.79%	3
Sufficient academic learning experiences	52.63%	10
Sufficient play-based learning experiences	52.63%	10
Sufficient social-emotional learning experiences	52.63%	10
Sufficient opportunity to build relationships with educators	47.37%	9
Sufficient opportunity build relationships with peers	63.16%	12
Other element(s) (please specify)	10.53%	2

Total Respondents: 19



Q32 Do you believe that anyone in the community is not having their needs met with the current structure of the D90 kindergarten program?

Answered: 22    Skipped: 2



ANSWER CHOICES	RESPONSES	
Yes	90.91%	20
No	9.09%	2
TOTAL		22