
CERTIFY ELECTION RESULTS

POLICY ISSUE/SITUATION

The Washington County Elections Division has completed the Abstract of Votes for the May 21, 2013 School Board election. In accordance with ORS 255.295, the School Board must receive and certify the election results.

RECOMMENDATION:

(13-303) BE IT RESOLVED that the School Board has canvassed the votes and concurs with the final results.



WASHINGTON COUNTY

OREGON

June 5, 2013

Maureen Wheeler, Administrative Office
Beaverton School District
16550 SW Merlo Rd
Beaverton, OR 97006

Enclosed you will find a copy of the Abstract of Votes for Beaverton School District relating to the election held on May 21, 2013. In accordance with ORS 255.295, please canvass the votes and notify the Washington County Elections Division within thirty (30) days of receipt by signing and returning the bottom portion of this letter to:

Washington County Elections Division
3700 SW Murray Blvd. Suite 101
Beaverton OR 97005

Thank you very much.

Sincerely,

Mickie Kawai
Elections Manager

MK/tk

DeAnn Turse *July 8, 2013*

I have canvassed the votes for Beaverton School District, relating to the election on May 21, 2013. By signing this canvass letter, I concur with the final results.

AUTHORIZING SIGNATURE

DATE

Department of Assessment & Taxation, Elections Division

3700 SW Murray Blvd #101; Beaverton OR 97005

Phone: 503/846-5800

Fax: 503/846-5810

Website: www.co.washington.or.us/elections

E-mail: election@co.washington.or.us

SUMMARY REPORT

Washington County, Oregon
Special Election
May 21, 2013

Official Final

Run Date:06/03/13 01:45 PM

Report EL45

Page 001

VOTES PERCENT

VOTES PERCENT

PRECINCTS COUNTED (OF 160) 160 100.00
REGISTERED VOTERS - TOTAL 284,579
BALLOTS CAST - TOTAL 89,522
VOTER TURNOUT - TOTAL 31.46

Clackamas ESD Director - At Large

Vote for 1
Earl Bowerman 20 50.00
Nadene Duffield 20 50.00
WRITE-IN 0
Over Votes 0
Under Votes 34

Clackamas ESD Director, Zone 3

Vote for 1
Greg McKenzie 38 100.00
WRITE-IN 0
Over Votes 0
Under Votes 36

Multnomah ESD Director, Pos. 2, At Large

Vote for 1
Patrick Lasswell 77 33.48
Nels Johnson 150 65.22
WRITE-IN 3 1.30
Over Votes 0
Under Votes 393

Multnomah ESD Director, Pos. 3, Zone 2

Vote for 1
Bob Clark 77 32.08
Erica Thatcher 160 66.67
WRITE-IN 3 1.25
Over Votes 0
Under Votes 383

PCC Director, Zone 1

Vote for 1
Denise Frisbee 11,279 98.55
WRITE-IN 166 1.45
Over Votes 0
Under Votes 7,643

PCC Director, Zone 4

Vote for 1
Jim Harper 2,417 64.66
Bernardo Tuma 1,287 34.43
WRITE-IN 34 .91
Over Votes 2
Under Votes 3,178

PCC Director, Zone 5

Vote for 1
David Solomon 2,434 19.57
Ken Madden 9,894 79.56
WRITE-IN 108 .87
Over Votes 3
Under Votes 9,679

PCC Director, Zone 6

Vote for 1
Gene Pitts 10,732 97.87
WRITE-IN 234 2.13
Over Votes 1
Under Votes 8,907

Banks School Director - Pos 1

Vote for 1
Norie Dimeo-Ediger 649 96.72
WRITE-IN 22 3.28
Over Votes 0
Under Votes 227

Banks School Director - Pos 2

Vote for 1
Will Moore 342 39.91
Raymond Mott 509 59.39
WRITE-IN 6 .70
Over Votes 0
Under Votes 41

Banks School Director - Pos 4

Vote for 1
Maureen Okerstrom 664 96.65
WRITE-IN 23 3.35
Over Votes 0
Under Votes 211

Beaverton School Director, Zone 1

Vote for 1
Susan Greenberg 20,840 62.64
Jay Bengel 12,220 36.73
WRITE-IN 209 .63
Over Votes 5
Under Votes 18,331

SUMMARY REPORT

Washington County, Oregon
Special Election
May 21, 2013

Official Final

Run Date:06/03/13 01:45 PM

Report EL45

Page 002

VOTES PERCENT

VOTES PERCENT

Beaverton School Director, Zone 2 ✓

Vote for 1

Chip Wallace	7,190	21.69
Anne Bryan	25,769	77.72
WRITE-IN.	197	.59
Over Votes	7	
Under Votes	18,442	

Beaverton School Director, Zone 4 ✓

Vote for 1

Michael Richter	9,968	30.56
Donna Tyner.	22,444	68.81
WRITE-IN.	207	.63
Over Votes	8	
Under Votes	18,978	

Beaverton School Director, Zone 5 ✓

Vote for 1

LeeAnn Larsen	28,303	98.41
WRITE-IN.	458	1.59
Over Votes	2	
Under Votes	22,842	

Beaverton School Director, Zone 7 ✓

2 Year Unexpired Term

Vote for 1

Huma Pierce.	7,868	23.85
Tom Colett	11,020	33.41
Linda M Degman.	13,888	42.10
WRITE-IN.	212	.64
Over Votes	16	
Under Votes	18,601	

Forest Grove School Director - Pos 1

Vote for 1

John Hayes	2,773	96.59
WRITE-IN.	98	3.41
Over Votes	0	
Under Votes	1,223	

Forest Grove School Director - Pos 2

Vote for 1

Erin C Fivecoat	1,128	35.29
Charless Waterman.	2,016	63.08
WRITE-IN.	52	1.63
Over Votes	3	
Under Votes	895	

Forest Grove School Director - Pos 3

Vote for 1

Lonnie Winkler.	1,391	42.96
Jeff Cooper.	657	20.29
Sebastian D Bannister Lawler	1,147	35.42
WRITE-IN.	43	1.33
Over Votes	6	
Under Votes	850	

Gaston School Director - Pos 2

Vote for 1

Karen Fordyce	181	97.31
WRITE-IN.	5	2.69
Over Votes	0	
Under Votes	25	

Gaston School Director - Pos 3

Vote for 1

Roger Mesenbrink	190	95.00
WRITE-IN.	10	5.00
Over Votes	0	
Under Votes	11	

Hillsboro School Director - Pos 1

Vote for 1

Janeen Sollman.	7,666	57.58
A Richard Vial.	5,556	41.73
WRITE-IN.	91	.68
Over Votes	5	
Under Votes	2,480	

Hillsboro School Director - Pos 2

Vote for 1

Miklosch (Mik) Sander	1,467	11.38
Glenn D Miller.	6,198	48.08
Jaime Rodriguez	5,134	39.82
WRITE-IN.	93	.72
Over Votes	15	
Under Votes	2,891	

Hillsboro School Director - Pos 3

Vote for 1

Monte Akers.	9,957	96.77
WRITE-IN.	332	3.23
Over Votes	6	
Under Votes	5,503	

Run Date:06/03/13 01:45 PM

Report EL45 Page 007

VOTES PERCENT

VOTES PERCENT

Tigard-Tualatin Aquatic Director - Pos 2

Vote for 1		
Jeff Miller	5,199	55.39
Timothy Esau	4,141	44.12
WRITE-IN.	46	.49
Over Votes	3	
Under Votes	3,960	

Tigard-Tualatin Aquatic Director - Pos 3

Vote for 1		
Debbie Arizala.	7,912	98.86
WRITE-IN.	91	1.14
Over Votes	0	
Under Votes	5,346	

Tualatin Hills Park & Rec Director - Pos 1

Vote for 1		
Larry Pelatt	22,091	98.41
WRITE-IN.	358	1.59
Over Votes	3	
Under Votes	22,895	

Tualatin Hills Park & Rec Director - Pos 2

Vote for 1		
Jerry Jones Jr.	14,109	49.91
Greg Cody	13,986	49.48
WRITE-IN.	173	.61
Over Votes	7	
Under Votes	17,072	

Tualatin Hills Park & Rec Director - Pos 3

Vote for 1		
Bob Scott	22,209	98.57
WRITE-IN.	322	1.43
Over Votes	2	
Under Votes	22,814	

26-150 - City of Portland - Levy Renewal

Vote for 1		
Yes	234	71.78
No.	92	28.22
Over Votes	0	
Under Votes	17	

26-151 - City of Portland - Fluoridation

Vote for 1		
Yes	162	48.36
No.	173	51.64
Over Votes	0	
Under Votes	8	

26-152 - Metro - LOL

Vote for 1		
Yes	39,548	49.09
No.	41,015	50.91
Over Votes	16	
Under Votes	4,534	

34-204 - Beaverton School District - LOL

Vote for 1		
Yes	28,627	56.68
No.	21,883	43.32
Over Votes	5	
Under Votes	1,090	

CERTIFIED TO BE A TRUE AND
CORRECT COPY OF THE ORIGINALDate June 3, 2013WASHINGTON COUNTY
ELECTIONS DIVISIONBY M. Kauri

01 = REGISTERED VOTERS - TOTAL
02 = BALLOTS CAST - TOTAL

TOTAL PERCENT
284,579
89,522

03 = VOTER TURNOUT - TOTAL

TOTAL PERCENT
31.46

01 02 03

0301	301	1661	397	23.90
0302	302	2089	637	30.49
0303	303	909	230	25.30
0304	304	2803	639	22.80
0305	305	890	189	21.24
0306	306	570	166	29.12
0307	307	1635	504	30.83
0308	308	161	38	23.60
0309	309	4261	1140	26.75
0310	310	1578	315	19.96
0311	311	644	92	14.29
0312	312	734	142	19.35
0313	313	5	0	.00
0314	314	323	79	24.46
0315	315	921	235	25.52
0316	316	782	166	21.23
0317	317	952	241	25.32
0318	318	2443	701	28.69
0319	319	1080	213	19.72
0320	320	2610	780	29.89
0321	321	281	42	14.95
0322	322	349	108	30.95
0323	323	2963	554	18.70
0324	324	443	60	13.54
0325	325	3	0	.00
0326	326	1715	378	22.04
0327	327	3332	759	22.78
0328	328	1304	328	25.15
0329	329	3581	863	24.10
0330	330	1175	167	14.21
0331	331	2224	717	32.24
0332	332	2045	696	34.03
0333	333	3283	583	17.76
0334	334	132	31	23.48
0335	335	4469	1300	29.09
0336	336	2739	776	28.33
0337	337	3825	973	25.44
0338	338	4362	820	18.80
0339	339	2156	454	21.06
0340	340	3027	790	26.10
0341	341	307	64	20.85
0342	342	60	22	36.67
0343	343	4273	1242	29.07
0344	344	3981	968	24.32
0345	345	26	6	23.08
0346	346	281	103	36.65
0347	347	58	17	29.31
0348	348	31	11	35.48
0349	349	2588	673	26.00
0350	350	3010	1049	34.85
0351	351	2438	583	23.91
0352	352	785	145	18.47
0353	353	1908	669	35.06
0354	354	3825	1553	40.60
0355	355	3029	1061	35.03
0356	356	1849	437	23.63

01 = REGISTERED VOTERS - TOTAL
02 = BALLOTS CAST - TOTAL

TOTAL PERCENT
284,579
89,522

03 = VOTER TURNOUT - TOTAL

TOTAL PERCENT
31.46

(CONTINUED FROM PREVIOUS PAGE)

	01	02	03
0357 357	1507	476	31.59
0358 358	1842	493	26.76
0359 359	1990	656	32.96
0360 360	2724	761	27.94
0361 361	1643	309	18.81
0362 362	3607	1623	45.00
0363 363	3288	1379	41.94
0364 364	4374	2162	49.43
0365 365	2823	1498	53.06
0366 366	1971	557	28.26
0367 367	3740	1776	47.49
0368 368	3906	1481	37.92
0369 369	1831	736	40.20
0370 370	2225	590	26.52
0371 371	2199	990	45.02
0372 372	1697	868	51.15
0373 373	314	70	22.29
0374 374	10	7	70.00
0375 375	282	122	43.26
0376 376	1967	818	41.59
0377 377	2284	1124	49.21
0378 378	1665	506	30.39
0379 379	3464	1241	35.83
0380 380	2249	1089	48.42
0381 381	732	221	30.19
0382 382	3111	976	31.37
0383 383	1408	596	42.33
0384 384	2324	1053	45.31
0385 385	3010	1238	41.13
0386 386	2801	1397	49.88
0387 387	724	184	25.41
0388 388	251	63	25.10
0389 389	2374	889	37.45
0390 390	3730	1563	41.90
0391 391	336	107	31.85
0392 392	197	84	42.64
0393 393	619	288	46.53
0394 394	140	19	13.57
0395 395	2477	1007	40.65
0396 396	776	277	35.70
0397 397	2459	718	29.20
0398 398	832	354	42.55
0399 399	2230	551	24.71
0400 400	2834	716	25.26
0401 401	1721	805	46.78
0402 402	1030	300	29.13
0403 403	3842	1222	31.81
0404 404	2628	717	27.28
0405 405	4455	1387	31.13
0406 406	3102	802	25.85
0407 407	1615	764	47.31
0408 408	4333	1593	36.76
0409 409	2641	901	34.12
0410 410	2886	819	28.38
0411 411	2657	605	22.77
0412 412	1872	774	41.35
0413 413	746	148	19.84

01 = REGISTERED VOTERS - TOTAL
02 = BALLOTS CAST - TOTALTOTAL PERCENT
284,579
89,522

03 = VOTER TURNOUT - TOTAL

TOTAL PERCENT
31.46

(CONTINUED FROM PREVIOUS PAGE)

01 02 03

0414 414	564	181	32.09
0415 415	472	235	49.79
0416 416	1683	593	35.23
0417 417	1244	327	26.29
0418 418	1938	835	43.09
0419 419	1651	770	46.64
0420 420	3213	875	27.23
0421 421	296	96	32.43
0422 422	29	15	51.72
0423 423	2968	688	23.18
0424 424	4130	932	22.57
0425 425	997	194	19.46
0426 426	303	103	33.99
0427 427	27	6	22.22
0428 428	1382	356	25.76
0429 429	1885	569	30.19
0430 430	1982	475	23.97
0431 431	1272	232	18.24
0432 432	296	31	10.47
0433 433	2168	538	24.82
0434 434	3593	1242	34.57
0435 435	3681	917	24.91
0436 436	2071	566	27.33
0437 437	59	18	30.51
0438 438	233	66	28.33
0439 439	219	71	32.42
0440 440	1384	232	16.76
0441 441	70	30	42.86
0442 442	834	314	37.65
0443 443	19	9	47.37
0444 444	1332	557	41.82
0445 445	685	269	39.27
0446 446	3736	1521	40.71
0447 447	2121	922	43.47
0448 448	405	96	23.70
0449 449	95	30	31.58
0450 450	69	23	33.33
0451 451	765	229	29.93
0452 452	2153	439	20.39
0453 453	47	9	19.15
0454 454	667	139	20.84
0455 455	0	0	
0457 457	2142	412	19.23
0458 458	2509	873	34.79
0459 459	2754	828	30.07
0460 460	2262	330	14.59
0461 461	2771	953	34.39

CERTIFIED TO BE A TRUE AND
CORRECT COPY OF THE ORIGINALDate June 3, 2013WASHINGTON COUNTY
ELECTIONS DIVISIONBY M. Kawai

Beaverton School Director, Zone 1

VOTES PERCENT

VOTES PERCENT

Vote for 1

01 = Susan Greenberg

20,840 62.64

02 = Jay Bengel

12,220 36.73

03 = WRITE-IN

209 .63

04 = OVER VOTES

5

05 = UNDER VOTES

18,331

	01	02	03	04	05
0302 302	232	171	6	0	228
0303 303	11	8	0	0	8
0306 306	65	42	0	1	58
0320 320	316	214	1	0	249
0322 322	3	5	0	0	10
0325 325	0	0	0	0	0
0331 331	280	156	6	0	275
0333 333	247	120	4	0	160
0349 349	283	167	6	0	217
0350 350	454	261	2	0	332
0351 351	227	169	3	0	184
0352 352	78	36	2	0	29
0353 353	285	168	3	0	213
0354 354	631	419	4	0	499
0355 355	412	263	3	1	382
0356 356	90	64	0	0	87
0357 357	186	143	0	0	147
0358 358	55	37	1	0	71
0359 359	256	155	3	0	242
0360 360	333	177	2	0	249
0361 361	139	73	1	0	96
0362 362	650	364	9	0	600
0363 363	608	278	5	1	487
0364 364	763	468	6	0	925
0365 365	601	256	12	0	629
0366 366	189	77	2	0	165
0367 367	686	337	3	0	750
0368 368	606	323	5	0	547
0369 369	279	174	5	0	278
0371 371	387	213	5	0	385
0372 372	357	155	6	0	350
0376 376	347	196	1	0	274
0377 377	432	226	2	0	464
0378 378	92	41	1	0	64
0379 379	470	348	4	0	419
0380 380	423	295	4	0	367
0381 381	98	46	2	0	75
0382 382	417	278	3	0	278
0383 383	285	150	0	0	161
0384 384	450	272	2	0	329
0385 385	561	243	3	0	431
0386 386	532	314	2	0	484
0387 387	82	39	1	0	62
0388 388	36	10	0	0	17
0389 389	338	239	5	0	307
0390 390	662	387	2	0	512
0391 391	36	21	0	0	50
0392 392	32	25	0	0	23
0393 393	152	64	0	0	72
0395 395	392	248	7	0	360
0398 398	95	114	1	0	136
0399 399	7	9	0	0	2
0400 400	1	1	0	0	1
0401 401	376	187	4	0	238

Beaverton School Director, Zone 1

VOTES PERCENT

VOTES PERCENT

Vote for 1

01 = Susan Greenberg

20,840 62.64

02 = Jay Bengel

12,220 36.73

03 = WRITE-IN

209 .63

04 = OVER VOTES


5

05 = UNDER VOTES

18,331

(CONTINUED FROM PREVIOUS PAGE)

	01	02	03	04	05
0407 407	341	130	1	0	292
0409 409	349	245	1	0	306
0410 410	150	103	4	0	178
0411 411	236	153	4	0	212
0412 412	254	203	6	0	311
0414 414	34	21	0	0	16
0416 416	240	141	2	0	210
0418 418	289	225	1	0	320
0421 421	34	36	0	0	26
0426 426	7	5	0	0	8
0429 429	192	169	6	0	202
0434 434	491	316	9	1	425
0439 439	11	5	0	0	30
0442 442	116	72	5	0	121
0443 443	1	4	0	0	4
0444 444	229	126	1	0	201
0445 445	92	85	0	0	92
0446 446	657	377	7	1	479
0447 447	383	173	1	0	365
0448 448	59	16	0	0	21
0449 449	13	3	0	0	14
0450 450	1	1	0	0	2
0451 451	96	48	2	0	83
0452 452	150	90	4	0	96
0453 453	2	2	0	0	5
0461 461	388	225	6	0	334



Beaverton School Director, Zone 2

VOTES PERCENT

VOTES PERCENT

Vote for 1

01 = Chip Wallace

02 = Anne Bryan

03 = WRITE-IN

7,190 21.69

25,769 77.72

197 .59

04 = OVER VOTES

05 = UNDER VOTES

7

18,442

	01	02	03	04	05
0302 302	115	285	5	0	232
0303 303	5	11	0	0	11
0306 306	36	78	0	1	51
0320 320	136	386	1	0	257
0322 322	4	4	0	0	10
0325 325	0	0	0	0	0
0331 331	67	370	4	0	276
0333 333	74	284	6	0	167
0349 349	106	333	6	0	228
0350 350	134	555	1	0	359
0351 351	116	270	3	0	194
0352 352	24	91	3	0	27
0353 353	80	361	2	0	226
0354 354	254	805	4	0	490
0355 355	163	522	2	0	374
0356 356	40	114	0	0	87
0357 357	82	254	0	0	140
0358 358	26	66	1	0	71
0359 359	89	325	3	0	239
0360 360	126	390	1	0	244
0361 361	38	172	0	0	99
0362 362	177	831	9	0	606
0363 363	184	706	5	1	483
0364 364	267	974	6	0	915
0365 365	162	682	9	0	645
0366 366	48	204	2	0	179
0367 367	207	820	3	0	746
0368 368	181	859	5	0	436
0369 369	98	387	2	0	249
0371 371	88	709	3	1	189
0372 372	85	416	5	0	362
0376 376	115	459	2	0	242
0377 377	166	546	3	0	409
0378 378	28	101	1	0	68
0379 379	237	572	3	0	429
0380 380	201	508	7	0	373
0381 381	25	110	2	0	84
0382 382	147	523	5	1	300
0383 383	54	345	1	0	196
0384 384	137	520	2	0	394
0385 385	142	614	4	0	478
0386 386	162	651	2	0	517
0387 387	23	94	0	1	66
0388 388	5	33	0	0	25
0389 389	122	443	5	0	319
0390 390	265	780	1	0	517
0391 391	13	42	0	0	52
0392 392	9	41	0	0	30
0393 393	30	170	1	0	87
0395 395	175	467	4	0	361
0398 398	43	153	1	0	149
0399 399	4	8	0	0	6
0400 400	1	1	0	0	1
0401 401	74	422	6	0	303

Beaverton School Director, Zone 2

VOTES PERCENT

VOTES PERCENT

Vote for 1

01 = Chip Wallace

7,190 21.69

02 = Anne Bryan

25,769 77.72

03 = WRITE-IN

197 .59

04 = OVER VOTES


7

05 = UNDER VOTES

18,442

(CONTINUED FROM PREVIOUS PAGE)

	01	02	03	04	05
0407 407	109	370	0	0	285
0409 409	115	451	1	0	334
0410 410	50	195	4	0	186
0411 411	97	283	7	0	218
0412 412	115	331	3	0	325
0414 414	15	39	0	0	17
0416 416	88	273	2	0	230
0418 418	121	393	1	0	320
0421 421	17	49	0	0	30
0426 426	5	6	0	0	9
0429 429	103	258	3	0	205
0434 434	212	580	7	0	443
0439 439	3	13	0	0	30
0442 442	41	135	5	0	133
0443 443	2	3	0	0	4
0444 444	84	283	2	0	188
0445 445	36	139	0	0	94
0446 446	222	767	10	1	521
0447 447	152	452	1	1	316
0448 448	5	69	0	0	22
0449 449	3	14	0	0	13
0450 450	2	0	0	0	2
0451 451	28	117	2	0	82
0452 452	62	172	2	0	104
0453 453	2	2	0	0	5
0461 461	111	508	6	0	328



Beaverton School Director, Zone 4

VOTES PERCENT

VOTES PERCENT

Vote for 1

01 = Michael Richter

02 = Donna Tyner

03 = WRITE-IN

9,968 30.56

22,444 68.81

207 .63

04 = OVER VOTES

05 = UNDER VOTES

8

18,978

	01	02	03	04	05
0302 302	131	274	5	0	227
0303 303	5	15	0	0	7
0306 306	41	60	0	1	64
0320 320	161	396	5	0	218
0322 322	2	8	0	0	8
0325 325	0	0	0	0	0
0331 331	162	263	4	0	288
0333 333	125	238	5	0	163
0349 349	144	313	6	0	210
0350 350	241	465	2	0	341
0351 351	162	245	2	0	174
0352 352	37	76	2	0	30
0353 353	140	303	3	0	223
0354 354	333	739	4	0	477
0355 355	230	431	2	0	398
0356 356	57	104	0	0	80
0357 357	131	194	1	0	150
0358 358	37	61	1	0	65
0359 359	134	270	3	0	249
0360 360	178	350	1	0	232
0361 361	62	141	0	0	106
0362 362	269	728	8	0	618
0363 363	276	570	7	3	523
0364 364	358	844	6	0	954
0365 365	251	581	11	0	655
0366 366	78	175	2	0	178
0367 367	295	674	3	0	804
0368 368	287	623	5	0	566
0369 369	173	275	6	0	282
0371 371	157	427	4	0	402
0372 372	123	388	8	0	349
0376 376	152	372	0	0	294
0377 377	177	473	3	0	471
0378 378	38	92	1	0	67
0379 379	288	509	2	0	442
0380 380	187	502	3	0	397
0381 381	43	100	2	0	76
0382 382	218	464	4	0	290
0383 383	95	325	1	0	175
0384 384	199	470	2	0	382
0385 385	187	580	3	1	467
0386 386	192	584	1	0	555
0387 387	44	72	0	1	67
0388 388	12	27	0	0	24
0389 389	186	380	4	0	319
0390 390	305	734	2	0	522
0391 391	22	32	0	0	53
0392 392	19	28	0	0	33
0393 393	58	140	0	0	90
0395 395	198	432	7	0	370
0398 398	61	146	2	0	137
0399 399	6	7	0	0	5
0400 400	0	2	0	0	1
0401 401	127	364	4	1	309

Beaverton School Director, Zone 4

VOTES PERCENT

VOTES PERCENT

Vote for 1

01 = Michael Richter

9,968 30.56

02 = Donna Tyner

22,444 68.81

03 = WRITE-IN

207 .63

04 = OVER VOTES


8

05 = UNDER VOTES

18,978

(CONTINUED FROM PREVIOUS PAGE)

	01	02	03	04	05
0407 407	117	335	0	0	312
0409 409	236	336	1	0	328
0410 410	99	151	4	0	181
0411 411	132	247	5	0	221
0412 412	145	323	7	0	299
0414 414	14	34	0	0	23
0416 416	133	244	0	0	216
0418 418	136	372	1	0	326
0421 421	21	47	1	0	27
0426 426	6	8	0	0	6
0429 429	97	273	5	0	194
0434 434	237	589	8	0	408
0439 439	9	6	0	0	31
0442 442	58	135	5	0	116
0443 443	1	4	0	0	4
0444 444	106	233	3	0	215
0445 445	49	131	0	0	89
0446 446	310	703	8	1	499
0447 447	148	399	1	0	374
0448 448	22	54	0	0	20
0449 449	3	13	0	0	14
0450 450	2	0	0	0	2
0451 451	36	128	2	0	63
0452 452	79	164	4	0	93
0453 453	3	1	0	0	5
0461 461	175	448	5	0	325



Beaverton School Director, Zone 5

VOTES PERCENT

VOTES PERCENT

Vote for 1

01 = LeeAnn Larsen

02 = WRITE-IN

28,303 98.41

458 1.59

03 = OVER VOTES

04 = UNDER VOTES

2

22,842

	01	02	03	04
0302 302	323	9	0	305
0303 303	14	0	0	13
0306 306	109	0	0	57
0320 320	438	13	0	329
0322 322	8	0	0	10
0325 325	0	0	0	0
0331 331	405	7	0	305
0333 333	322	12	0	197
0349 349	385	9	0	279
0350 350	609	10	0	430
0351 351	323	10	0	250
0352 352	103	4	0	38
0353 353	396	5	0	268
0354 354	916	16	0	621
0355 355	630	6	0	425
0356 356	137	2	0	102
0357 357	308	0	0	168
0358 358	77	1	0	86
0359 359	375	6	0	275
0360 360	475	5	0	281
0361 361	186	1	0	122
0362 362	898	16	0	709
0363 363	769	8	0	602
0364 364	1032	18	0	1112
0365 365	692	17	0	789
0366 366	225	5	0	203
0367 367	908	11	0	857
0368 368	826	17	0	638
0369 369	405	2	0	329
0371 371	525	5	0	460
0372 372	449	9	0	410
0376 376	457	7	0	354
0377 377	594	14	0	516
0378 378	119	6	0	73
0379 379	706	9	0	526
0380 380	586	9	0	494
0381 381	112	2	0	107
0382 382	561	9	0	406
0383 383	362	1	0	233
0384 384	564	4	0	485
0385 385	668	9	0	561
0386 386	698	6	0	628
0387 387	113	1	1	69
0388 388	33	1	0	29
0389 389	488	8	0	393
0390 390	859	19	0	685
0391 391	47	0	0	60
0392 392	47	1	0	32
0393 393	160	8	0	120
0395 395	572	17	0	418
0398 398	155	2	0	189
0399 399	9	0	0	9
0400 400	2	0	0	1
0401 401	423	7	0	375
0407 407	403	2	0	359

Beaverton School Director, Zone 5

VOTES PERCENT

VOTES PERCENT

Vote for 1

01 = LeeAnn Larsen

28,303 98.41

03 = OVER VOTES

2

02 = WRITE-IN

458 1.59

04 = UNDER VOTES

22,842

(CONTINUED FROM PREVIOUS PAGE)

	01	02	03	04
0409 409	456	4	0	441
0410 410	220	4	0	211
0411 411	361	9	0	235
0412 412	388	9	0	377
0414 414	46	2	0	23
0416 416	322	4	0	267
0418 418	437	2	0	396
0421 421	49	0	0	47
0426 426	5	0	0	15
0429 429	319	7	0	243
0434 434	683	11	0	548
0439 439	11	1	0	34
0442 442	152	3	0	159
0443 443	5	0	0	4
0444 444	321	3	0	233
0445 445	160	0	0	109
0446 446	814	14	1	692
0447 447	531	5	0	386
0448 448	63	0	0	33
0449 449	15	0	0	15
0450 450	1	0	0	3
0451 451	127	2	0	100
0452 452	221	2	0	117
0453 453	2	0	0	7
0461 461	588	10	0	355



Beaverton School Director, Zone 7

2 Year Unexpired Term

Vote for 1

01 = Huma Pierce

02 = Tom Colett

03 = Linda M Degman

VOTES PERCENT

VOTES PERCENT

7,868	23.85	04 = WRITE-IN	212	.64
11,020	33.41	05 = OVER VOTES	16	
13,888	42.10	06 = UNDER VOTES	18,601	

01	02	03	04	05	06
----	----	----	----	----	----

0302 302	79	136	181	4	0	237
0303 303	7	10	3	0	0	7
0306 306	32	31	38	0	1	64
0320 320	111	202	220	5	0	242
0322 322	1	3	4	0	0	10
0325 325	0	0	0	0	0	0
0331 331	112	143	180	4	0	278
0333 333	93	99	172	4	0	163
0349 349	93	143	214	5	0	218
0350 350	212	219	275	2	0	341
0351 351	97	145	152	3	0	186
0352 352	29	33	51	2	0	30
0353 353	150	133	173	3	0	210
0354 354	242	411	391	5	0	504
0355 355	149	203	326	3	0	380
0356 356	33	59	60	0	0	89
0357 357	83	110	142	1	0	140
0358 358	18	32	46	1	0	67
0359 359	105	120	184	4	0	243
0360 360	123	175	209	2	0	252
0361 361	61	61	86	1	1	99
0362 362	226	366	441	6	0	584
0363 363	167	330	433	8	2	439
0364 364	303	413	568	6	0	872
0365 365	183	265	401	11	0	638
0366 366	77	72	108	2	0	174
0367 367	309	285	473	2	1	706
0368 368	221	316	397	3	0	544
0369 369	105	148	196	3	1	283
0371 371	147	201	265	4	1	372
0372 372	114	175	232	7	0	340
0376 376	136	163	244	1	0	274
0377 377	169	193	302	2	1	457
0378 378	44	34	49	0	1	70
0379 379	216	265	321	4	0	435
0380 380	147	253	309	5	1	374
0381 381	54	33	58	2	0	74
0382 382	188	243	256	2	0	287
0383 383	108	135	165	1	0	187
0384 384	184	228	248	2	0	391
0385 385	200	253	303	3	1	478
0386 386	148	277	351	3	0	553
0387 387	31	31	53	0	1	68
0388 388	12	11	19	0	0	21
0389 389	130	214	241	4	0	300
0390 390	233	390	417	3	0	520
0391 391	20	13	18	0	0	56
0392 392	16	19	14	0	0	31
0393 393	52	58	81	1	1	95
0395 395	148	234	250	6	0	369
0398 398	37	87	89	1	0	132
0399 399	2	8	3	0	0	5
0400 400	0	2	0	0	0	1

Beaverton School Director, Zone 7
2 Year Unexpired Term

VOTES PERCENT

VOTES PERCENT

Vote for 1

01 = Huma Pierce

02 = Tom Colett

03 = Linda M Degman

7,868 23.85

11,020 33.41

13,888 42.10

04 = WRITE-IN

05 = OVER VOTES

06 = UNDER VOTES


212 .64

16

18,601

(CONTINUED FROM PREVIOUS PAGE)

	01	02	03	04	05	06
0401 401	130	173	185	5	0	312
0407 407	104	162	199	1	0	298
0409 409	161	193	232	4	0	311
0410 410	72	86	96	3	0	178
0411 411	93	121	161	7	0	223
0412 412	98	171	188	6	0	311
0414 414	12	21	23	0	0	15
0416 416	88	113	175	3	0	214
0418 418	129	180	201	1	0	324
0421 421	9	25	34	0	0	28
0426 426	3	6	5	0	0	6
0429 429	78	140	133	8	1	209
0434 434	181	324	299	9	1	428
0439 439	5	5	5	0	0	31
0442 442	24	62	93	5	0	130
0443 443	0	1	4	0	0	4
0444 444	63	129	164	1	0	200
0445 445	30	67	77	0	0	95
0446 446	267	350	411	8	1	484
0447 447	117	200	241	1	0	363
0448 448	24	10	45	0	0	17
0449 449	1	4	10	0	0	15
0450 450	0	2	0	0	0	2
0451 451	26	57	64	2	0	80
0452 452	54	68	119	2	0	97
0453 453	2	1	1	0	0	5
0461 461	140	166	311	5	0	331



34-204 - Beaverton School District - LOL

VOTES PERCENT

VOTES PERCENT

Vote for 1

01 = Yes

02 = No

28,627 56.68

21,883 43.32

03 = OVER VOTES

04 = UNDER VOTES

5

1,090

	01	02	03	04
0302 302	269	354	0	14
0303 303	9	16	0	2
0306 306	82	74	0	10
0320 320	335	436	0	9
0322 322	7	11	0	0
0325 325	0	0	0	0
0331 331	479	229	0	9
0333 333	311	194	0	26
0349 349	334	328	0	11
0350 350	576	437	0	36
0351 351	233	335	0	15
0352 352	104	35	0	6
0353 353	392	263	0	14
0354 354	795	732	0	26
0355 355	557	486	0	18
0356 356	110	126	0	5
0357 357	252	208	0	16
0358 358	55	107	0	2
0359 359	362	282	0	12
0360 360	412	334	0	15
0361 361	200	103	0	6
0362 362	984	618	0	21
0363 363	895	460	2	22
0364 364	1249	893	0	20
0365 365	845	632	0	21
0366 366	247	178	0	8
0367 367	1130	624	0	22
0368 368	878	574	0	29
0369 369	417	300	0	19
0371 371	652	317	0	21
0372 372	549	304	0	15
0376 376	462	334	0	22
0377 377	651	450	0	23
0378 378	119	75	0	4
0379 379	630	552	1	58
0380 380	568	502	0	19
0381 381	135	80	0	6
0382 382	527	415	1	33
0383 383	389	190	0	17
0384 384	613	420	0	20
0385 385	734	460	0	44
0386 386	771	535	0	26
0387 387	112	68	0	4
0388 388	36	23	0	4
0389 389	453	420	0	16
0390 390	817	706	0	40
0391 391	58	41	0	8
0392 392	47	26	0	7
0393 393	180	99	0	9
0395 395	543	444	0	20
0398 398	120	223	0	3
0399 399	7	11	0	0
0400 400	1	2	0	0
0401 401	490	302	0	13
0407 407	456	299	0	9

34-204 - Beaverton School District - LOL

VOTES PERCENT

VOTES PERCENT

Vote for 1

01 = Yes

28,627 56.68

03 = OVER VOTES

5

02 = No

21,883 43.32

04 = UNDER VOTES

1,090

(CONTINUED FROM PREVIOUS PAGE)

	01	02	03	04
0409 409	459	408	0	34
0410 410	260	164	0	11
0411 411	333	262	0	10
0412 412	404	363	0	7
0414 414	46	24	0	1
0416 416	295	276	0	22
0418 418	474	353	0	8
0421 421	41	52	0	3
0426 426	7	13	0	0
0429 429	257	306	0	6
0434 434	589	628	0	25
0439 439	11	33	0	2
0442 442	143	165	0	6
0443 443	0	9	0	0
0444 444	343	201	0	13
0445 445	153	114	0	2
0446 446	800	683	1	37
0447 447	484	416	0	22
0448 448	71	22	0	3
0449 449	17	11	0	2
0450 450	0	4	0	0
0451 451	90	136	0	3
0452 452	183	152	0	5
0453 453	6	2	0	1
0461 461	522	419	0	12



NUMBERED KEY CANVASS

RUN DATE:06/03/13 02:55 PM

✓ Multnomah County, Oregon
Special Election
May 21, 2013

FINAL OFFICIAL RESULTS

REPORT-EL52 PAGE 0022

Director, Zone 1 BEAVERTON SCHOOL DIST #48JT

Vote For 1

01 = Susan Greenberg

02 = Jay Bengel

03 = WRITE-IN

VOTES PERCENT

44 57.89

29 38.16

3 3.95

04 = OVER VOTES

05 = UNDER VOTES

VOTES PERCENT

0

103

	01	02	03	04	05
3102	8	10	2	0	47
3303	1	1	0	0	2
3304	35	18	1	0	54

Certificate

I certify that the votes recorded on this abstract correctly summarize the tally of votes cast at the election indicated.

Tim Scott

Tim Scott, Director of Elections
Multnomah County, Oregon

NUMBERED KEY CANVASS

RUN DATE:06/03/13 02:55 PM

✓ Multnomah County, Oregon
Special Election
May 21, 2013

FINAL OFFICIAL RESULTS

REPORT-EL52 PAGE 0023

		VOTES	PERCENT			VOTES	PERCENT
Director, Zone 2 BEAVERTON SCHOOL DIST #48JT							
Vote For 1							
01 = Chip Wallace		29	37.18				
02 = Anne Bryan		47	60.26	04 = OVER VOTES		0	
03 = WRITE-IN		2	2.56	05 = UNDER VOTES		101	
	01 02 03 04 05						
3102	7 11 1 0 48						
3303	4 0 0 0 0						
3304	18 36 1 0 53						

Certificate

I certify that the votes recorded on this
abstract correctly summarize the tally of
votes cast at the election indicated.



Tim Scott, Director of Elections
Multnomah County, Oregon

NUMBERED KEY CANVASS

RUN DATE:06/03/13 02:55 PM

✓ Multnomah County, Oregon
Special Election
May 21, 2013

FINAL OFFICIAL RESULTS

REPORT-EL52 PAGE 0024

	VOTES PERCENT						VOTES PERCENT	
Director, Zone 4 BEAVERTON SCHOOL	DIST #48JT							
Vote For 1								
01 = Michael Richter				23	31.94			
02 = Donna Tyner				48	66.67	04 = OVER VOTES	0	
03 = WRITE-IN				1	1.39	05 = UNDER VOTES	107	
	01	02	03	04	05			
3102	8	10	1	0	48			
3303	4	0	0	0	0			
3304	11	38	0	0	59			

Certificate

I certify that the votes recorded on this abstract correctly summarize the tally of votes cast at the election indicated.



Tim Scott, Director of Elections
Multnomah County, Oregon

NUMBERED KEY CANVASS

✓ Multnomah County, Oregon
Special Election
May 21, 2013

FINAL OFFICIAL RESULTS

RUN DATE:06/03/13 02:55 PM

REPORT-EL52 PAGE 0025

		VOTES	PERCENT			VOTES	PERCENT
Director, Zone 5 BEAVERTON SCHOOL DIST #48JT							
Vote For 1							
01 = LeeAnn Larsen		75	98.68	03 = OVER VOTES		0	
02 = WRITE-IN		1	1.32	04 = UNDER VOTES		103	
		<hr/>					
	01	02	03	04			
	<hr/>						
3102	16	1	0	50			
3303	4	0	0	0			
3304	55	0	0	53			

Certificate

I certify that the votes recorded on this
abstract correctly summarize the tally of
votes cast at the election indicated.

Tim Scott

Tim Scott, Director of Elections
Multnomah County, Oregon

NUMBERED KEY CANVASS

RUN DATE:06/03/13 02:55 PM

✓ Multnomah County, Oregon
Special Election
May 21, 2013

FINAL OFFICIAL RESULTS

REPORT-EL52 PAGE 0026

		VOTES	PERCENT			VOTES	PERCENT
Director, Zone 7 BEAVERTON SCHOOL DIST #48JT							
Vote For 1							
01 = Huma Pierce		25	27.78	04 = WRITE-IN		1	1.11
02 = Tom Colett		21	23.33	05 = OVER VOTES		0	
03 = Linda M Degman		43	47.78	06 = UNDER VOTES		89	
		<hr/>					
		01	02	03	04	05	06
		<hr/>					
3102		9	7	12	1	0	38
3303		0	2	0	0	0	2
3304		16	12	31	0	0	49

Certificate

I certify that the votes recorded on this abstract correctly summarize the tally of votes cast at the election indicated.



Tim Scott, Director of Elections
Multnomah County, Oregon

NUMBERED KEY CANVASS

RUN DATE:06/03/13 02:55 PM

✓ Multnomah County, Oregon
Special Election
May 21, 2013

FINAL OFFICIAL RESULTS

REPORT-EL52 PAGE 0115

VOTES PERCENT

VOTES PERCENT

✓ 34-204 - Beaverton School District

Vote For 1

01 = Yes

02 = No

92 51.98

85 48.02

03 = OVER VOTES

04 = UNDER VOTES

0

2

01 02 03 04

3102

33 34 0 0

3303

2 2 0 0

3304

57 49 0 2

Certificate

I certify that the votes recorded on this
abstract correctly summarize the tally of
votes cast at the election indicated.



Tim Scott, Director of Elections
Multnomah County, Oregon