



BOY MAP UPDATE





KAUFMAN INDEPENDENT SCHOOL DISTRICT

2025-2026

KISD: MISSION | VISION | MOTTO

KISD Mission: KISD will equip students to become lifelong learners committed to academic **EXCELLENCE**, **INTEGRITY**, and **SERVICE** to others.

KISD Vision: **PREPARATION | PURPOSE | PRIDE!**

KISD Motto: *"Big City Education. Small Town Values."*

PORTRAIT OF A GRADUATE

A KAUFMAN ISD Graduate is **prepared** for college or career, has a strong sense of **purpose**, and takes **pride** in oneself and others.

PREPARATION: College, Careers, & Life

Kaufman ISD graduates complete rigorous academic courses and explore career opportunities through classes, internships, and work-study opportunities. They exhibit grit and determination in all aspects of life; engage in healthy life choices; are literate and articulate; proficient with technology; and are creative and solutions-oriented problem solvers.

PURPOSE: Servant Leaders & Collaborative Team Members

Kaufman ISD graduates demonstrate confidence while maintaining a kind demeanor; prioritize the needs of others while accepting responsibility for themselves and accountability for their own actions. They work effectively with others to achieve group goals; take actions that respect the needs and contributions of others; yield their own objectives to the goals of the team and make meaningful contributions within the team. KISD graduates apply their knowledge and problem-solving skills in meaningful and productive ways.

Pride: Respect for Self and Others, Compassionate Citizens, and Life-Long Learners

Kaufman ISD graduates respectfully and actively listen to others; apply their values to decision-making; and appropriately engage in courageous conversations. They are empathetic to their fellow citizens, exhibiting care and concern for others; are inclusive and embrace differences; are culturally aware; and actively exercise their rights within our democracy. Kaufman ISD graduates approach life with wonder and curiosity; seek creative opportunities; possess the ability to adapt to change; and are confident in their ability to pursue and attain futures beyond what they can imagine!

KAUFMAN ISD		STAAR Redesign	AI Grading		
Balanced Scorecard		2022	2022 "WHAT IF"	2023	2024 2025
Overall District Rating	91	89	87	NR	83
Student Achievement Domain Rating	89		83	NR	79
School Progress Domain Rating	94		87	NR	84
Part A (Academic Growth) Rating	89		82	NR	75
Part B (Relative Performance) Rating	94		87	NR	84
Closing the Gaps Domain Rating	83		88	NR	80
Overall, Campus Ratings	2022	2022 "WHAT IF"	2023	2024	2025
Kaufman High School	90	94	94	NR	93
Gary Campbell High School	97	88	94	NR	96
OP Norman JH	85	89	87	NR	79
Monday EL	87	90	86	NR	77
Nash EL	85	90	79	NR	67
Phillips EL	72	69	77	NR	80

Approved June 9, 2025

Status (End of Year)	
MET	On Track
Met or Exceeded 5 Year Goal	On Track Towards Goal
Imp Suggested	Imp Required
Did Not Achieve Goal-Improvement Suggested	Did Not Achieve Goal-Improvement Required

EXCELLENCE in Student Performance	Data Source	Goal	Base Line		Actual					Status
			2024	2025	2026	2027	2028	2029	2030	
1.1.1 Increase the percentage of students reaching the "Meets" standard for English Language Arts (ELAR).	STAAR Performance (TAPR)	60%	51%	47%						
1.1.2 Increase the percentage of students reaching the "Meets" standard for Math.		55%	46%	43%						
1.2 Maintain high standards for graduates earning College, Career, and/or Military (CCMR) indicators.		90%	96%	98%						
1.3.1 Increase the percentage of students enrolled in Hazel Health service.	Hazel Health Data	80%	NA	62%						
1.3.2 Decrease the percentage of student discipline placements to fall below the State levels.	TAPR	2.0%	3.7%	TBD						

EXCELLENCE in a Collaborative Work Environment	Data Source	Goal	Base Line		Actual					Status
			2024	2025	2026	2027	2028	2029	2030	
2.1 Increase the Teacher Retention Rate.	TAPR	90%	85%	TBD						
2.2 Increase the percentage of Teachers receiving a Teacher Incentive Allotment Stipend.	TEA Award List	20%	NA	NA	TBD					
2.3 Increase Staff Satisfaction with the district.	Survey Data	90%	NA	TBD						

INTEGRITY- Driven District and Campus Operations	Data Source	Goal	Base Line		Actual					Status
			2024	2025	2026	2027	2028	2029	2030	
3.1 Increase the monthly completion rate of Work Orders.	School Dude	95%	NA	NA	TBD					
3.2 Increase the completion percentage of Priority Maintenance Projects.	TASB Program	90%	NA	NA	TBD					
3.3 Maintain a "Superior" rating in the F.I.R.S.T. system.	TEA FIRST	Superior	Superior	TBD						

Community SERVICE and Engagement	Data Source	Goal	Base Line		Actual					Status
			2024	2025	2026	2027	2028	2029	2030	
4.1 Increase family satisfaction with the district.	Survey Data	90%	NA	TBD						
4.2 Increase community engagement with social media channels.	KISD Website	85%	NA	72%						
4.3 Increase the number of community partners.	Department Data	12	2	7						

What is the NWEA MAP Growth Assessment?

- Nationally normed standardized achievement test
- Measures what students know
- Informs teachers about what students are ready to learn next
- Computer Adaptive Test
- Reports a RIT score and a national percentile
- Taken 3 times per year – BOY, MOY, EOY
- Used to measure both achievement and growth

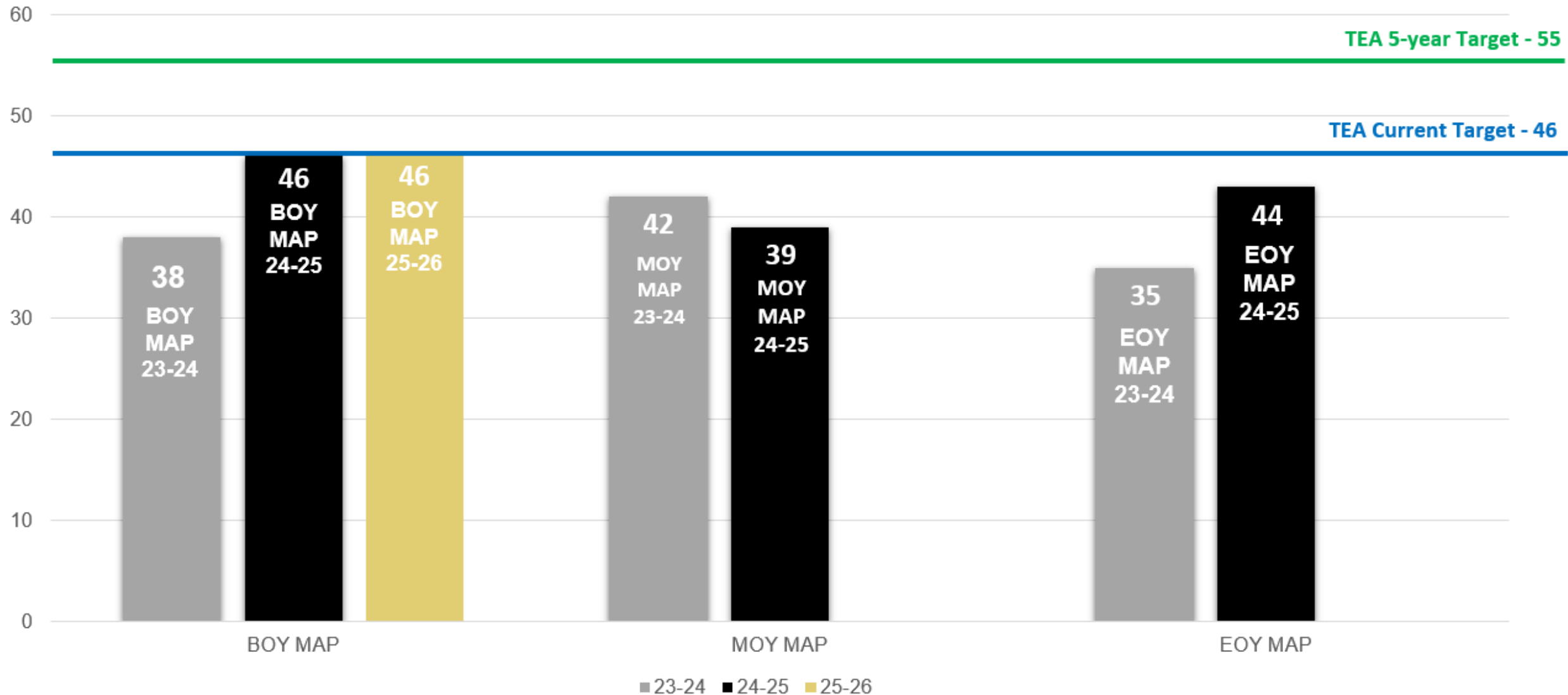
MAP Percentile Groups

Low	Below Avg.	Average	Above Avg.	High
1-20	21-40	41-60	61-80	81-99

MAP 65th Percentile → STAAR MEETS

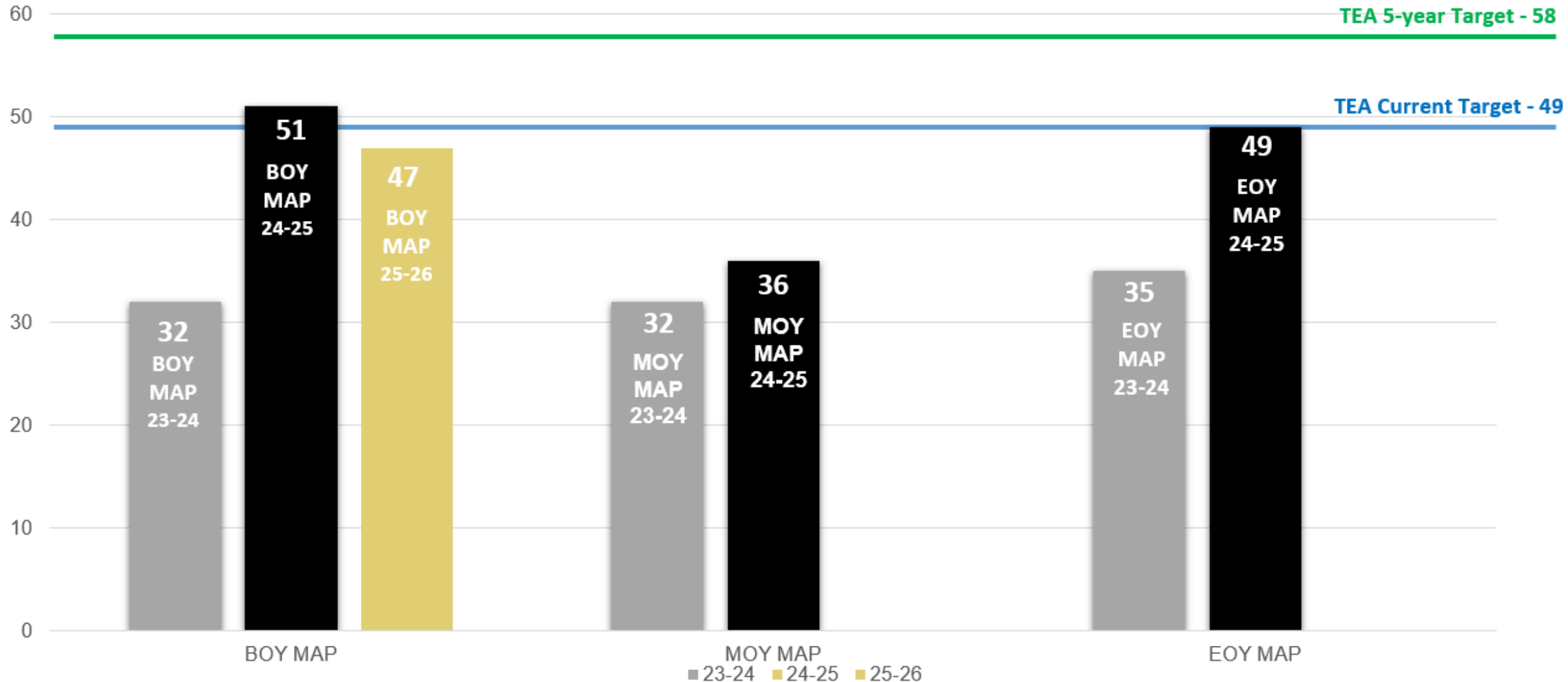
3rd Grade Reading

% of students scoring Above Average or High



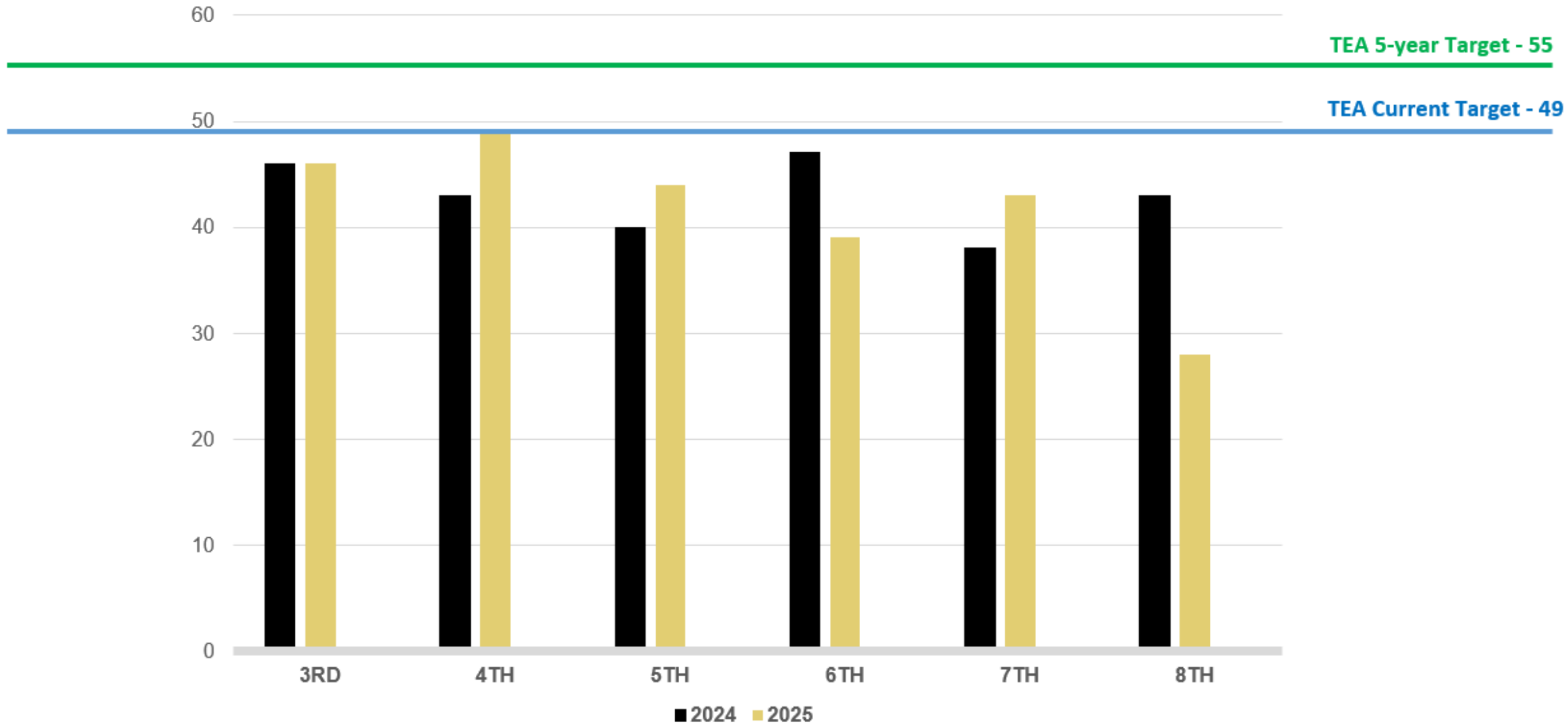
3rd Grade Math

% of students scoring Above Average or High



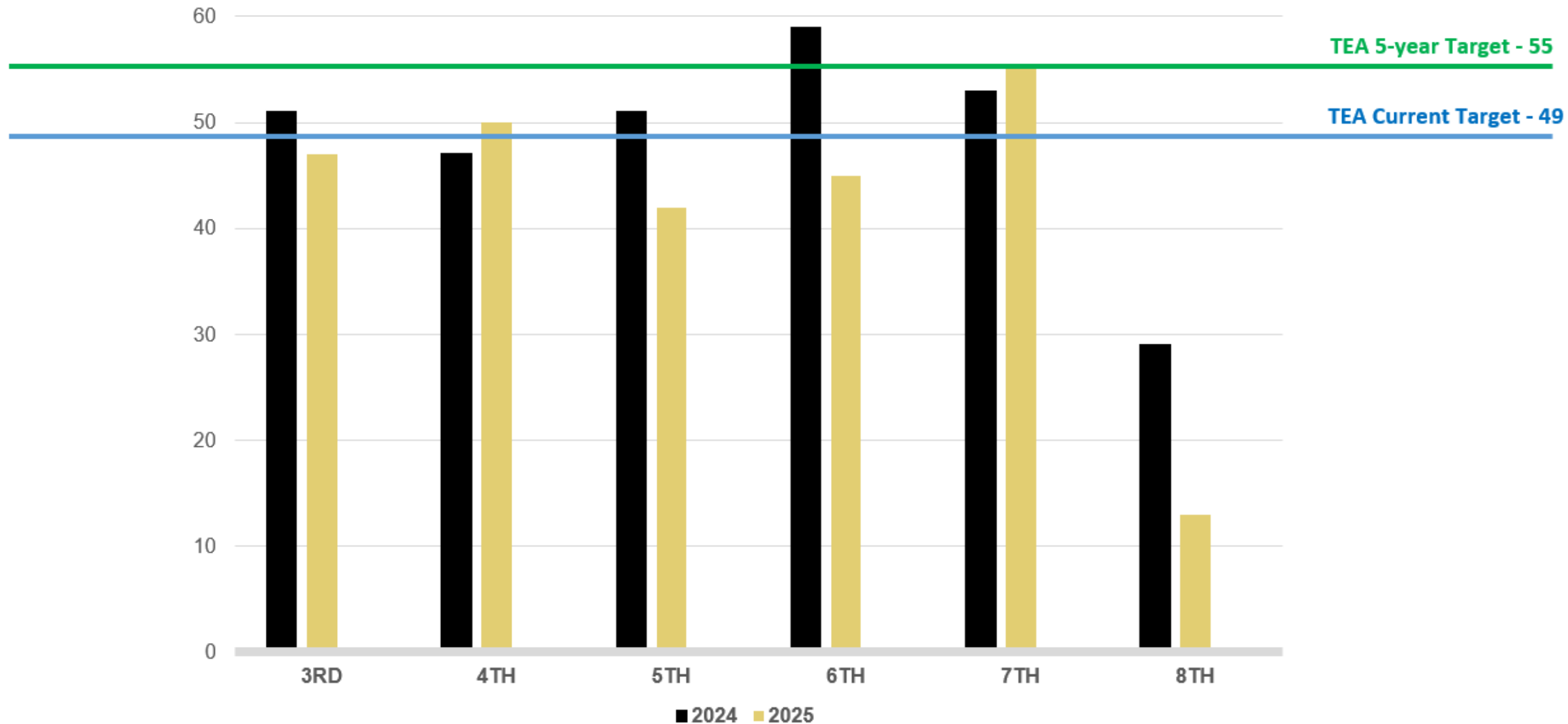
BOY MAP Reading

% of students scoring Above Average or High
MEETS or ABOVE



BOY MAP Math

% of students scoring Above Average or High
MEETS or ABOVE



QUESTIONS

