

# Stakeholder Feedback for Continuous Improvement

Family, Student, Teacher, and Staff Surveys  
Beecher Road School - *Spring 2019*  
*Presented to WBOE - July 15, 2019*



# Purpose of Surveys

---

- Opportunity for stakeholder feedback
- One data point for continuous improvement
- Meets climate survey requirements
- Evaluation plan component
- Measure growth in targeted areas



# Overview

---

- High Level Summary Presentation
- Family Survey- Administered in 2014, 2016, 2018, 2019 - District created questions
- Student, Teacher, Staff Surveys - Administered in 2018, 2019 - Panorama created/normed questions
- Vendor: Panorama Education  
Link emailed to each family  
Paper copies provided as needed



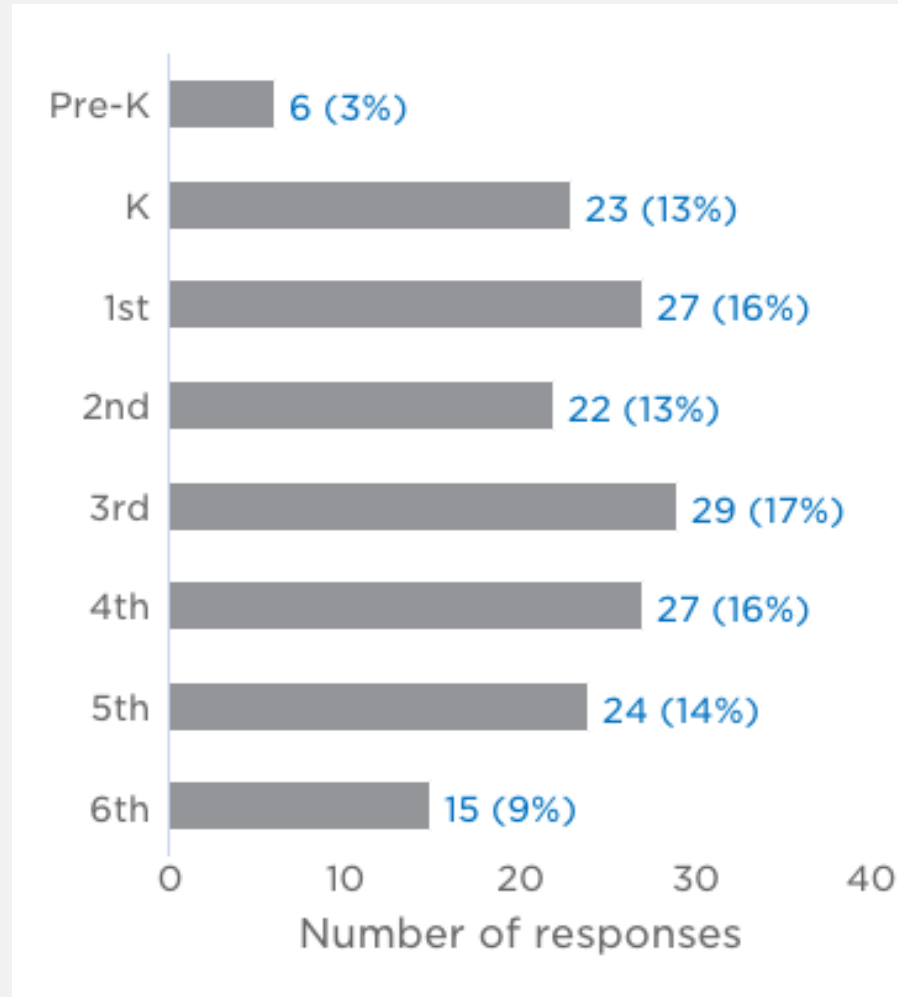
# Participation

---

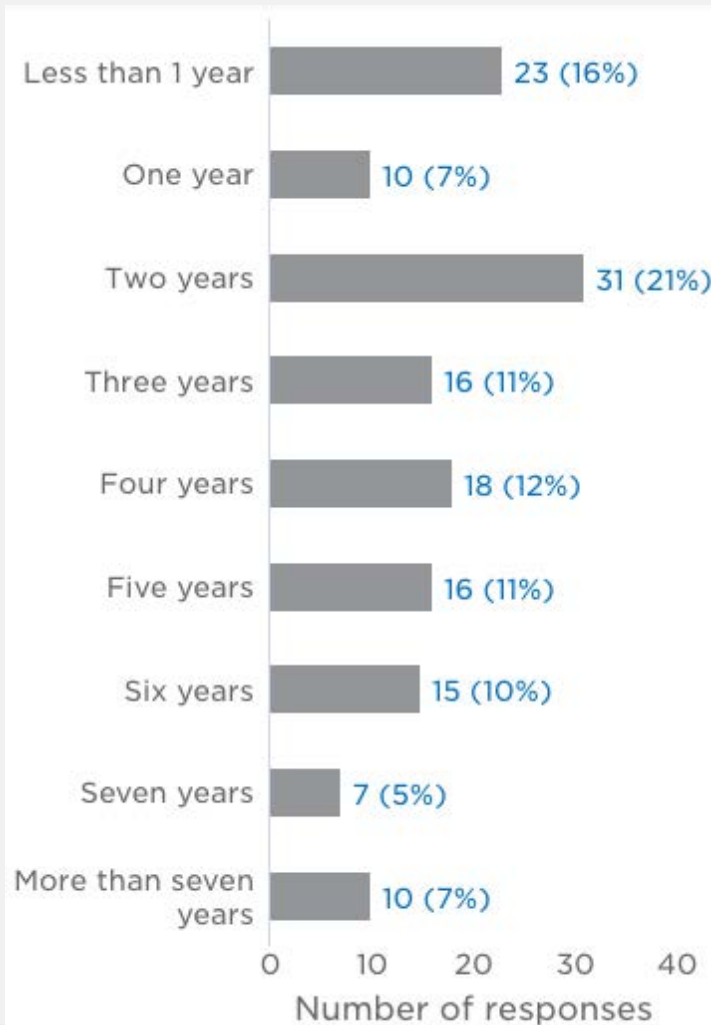
- Family Responses
  - 2014 - 23.8% - 125/525
  - 2016 - 51.7% - 282/545
  - 2018 - 28.7% - 163/567
  - 2019 - 25.9% - 149/579
- Student Responses (3-6)
  - 2018 - 93.5% - 444/475
  - 2019 - 91.8% - 447/487
- Teacher and Staff Responses
  - 2018 - 90.3% - 112/124
  - 2019 - 86.3% - 113/131








# What Grades Are Your Child or Children in?



# How Many Years Your Child or Children Have Attended Beecher








# Family/Parent Responses by Topic

Topic	Percent Favorable 	Change since Spring 2018
Family Engagement	91% 	▼ 2
Classroom Climate	90% 	▼ 2
School Fit	87% 	▼ 4
School Leadership	86% 	▼ 6








# Teacher Responses by Topic

Topic	⇅ Percent Favorable <sup>?</sup>	Change since Spring 2018 <sup>?</sup>
Staff-Leadership Relationships	70% 	▼ 6
Professional Learning	54% 	▼ 3
School Climate	50% 	▼ 5
School Leadership	48% 	▼ 13
Feedback and Coaching	33% 	▼ 8










# Staff Responses by Topic

Topic	↕ Percent Favorable ?	Change since Spring 2018 ?
Staff-Leadership Relationships	43% 	▼ 16
School Climate	37% 	▼ 21
Professional Learning	33% 	▼ 12
School Leadership	33% 	▼ 21
Feedback and Coaching	27% 	▼ 21



# Student Responses by Topic

Topic	⇅ Percent Favorable ?	Change since Spring 2018 ?
School Rigorous Expectations	76% 	▲ 1
School Safety	68% 	▲ 5 Greatest increase
School Teacher-Student Relationships	66% 	▲ 3
School Belonging	65% 	▲ 2
School Climate	56% 	0



# Target Question for Students

## QUESTION

› At your school, how much does the behavior of other students hurt or help your learning?

**31%**  
responded  
favorably

**▲ 2**  
from Spring  
2018



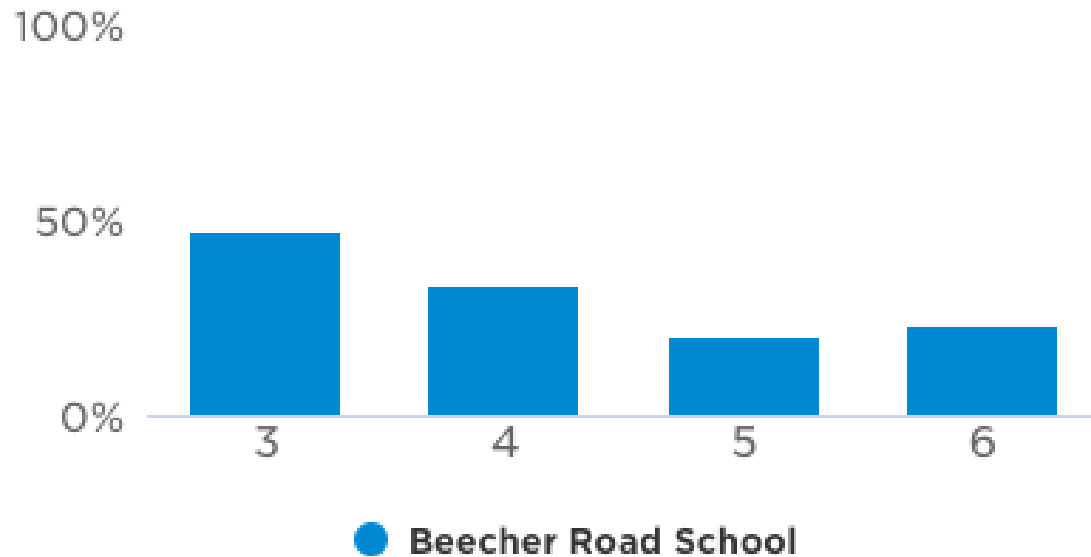
# Target Question for Students

At your school, how much does the behavior of other students hurt or help your learning?

## Breakdown by Student Grade Level



Percentage favorable responses for this question



# Target Question for Teachers and Staff

## Teachers

### QUESTION

› How much feedback do you receive on your teaching?

**28%**  
responded  
favorably

▼ **3**  
from Spring  
2018



## Staff

### QUESTION

› How much feedback do you receive on your work?

**25%**  
responded  
favorably

▼ **13**  
from Spring  
2018



# Target Question for Teachers and Staff:

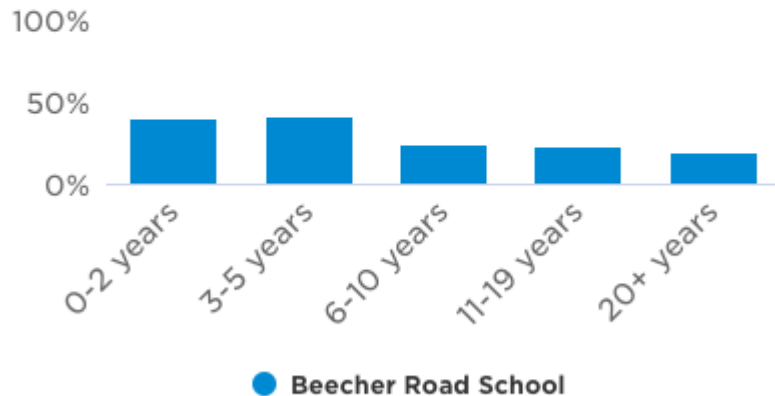
How much feedback do you receive on your work/teaching?

## Teachers

Breakdown by For how many years have you taught at your current school?



Percentage favorable responses for this question

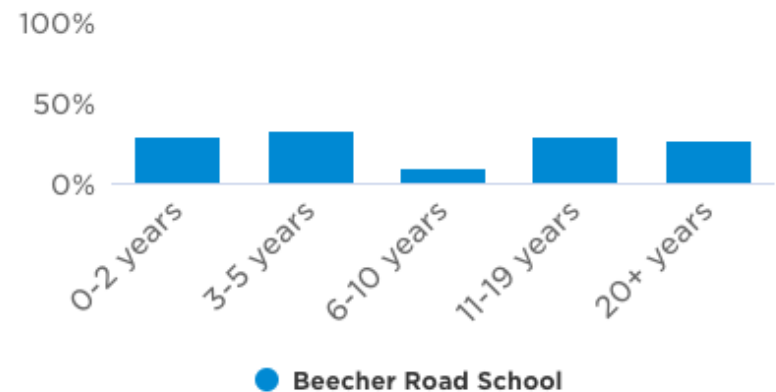


## Staff

Breakdown by For how many years have you worked at your current school?



Percentage favorable responses for this question



# Family: Target questions

## Favorable Responses: 2014 to 2019

QUESTION	2014	2016	2018	2019
I am satisfied with the way the school communicates with parents.	89%	89%	90%	85%
Beecher Road School offers my child opportunities to explore areas of interest outside the core content areas.	78%	88%	82%	86%
The school differentiates instruction appropriately to meet my child's academic needs.	82%	88%	82%	75%
The amount and level of difficulty of homework given to my child is appropriate.	77%	80%	75%	70%
Beecher Road School provides students with healthy food choices.	63%	79%	81%	68%
My child's report card clearly communicates what my child is learning.	63%	76%	82%	78%



# Family: Topic Summary

## Favorable Responses: 2014-2019

Topics	2014	2016	2018	2019
Classroom Climate	88%	93%	92%	90%
Family Engagement	92%	93%	93%	91%
School Fit	89%	94%	91%	87%
School Leadership	94%	95%	92%	86%





# Reflections

- Strongest results found in student responses
- Disappointment and surprise with decreased ratings in various areas including feedback to teachers/staff
- Timing of survey coincided with challenging events (budget, etc.)
- Differing responses based on staff experience level/student grade level
- Student gains positive but not as great as expected on target question
- Increase Superintendent contact with staff and families
- Maximize use of staff to enable administration to focus on instruction /feedback in classrooms
- Need for greater understanding of teacher/staff responses
- Work needed in climate, behavior and leadership/staff collaboration



# Next Steps

- Share Surveys with Stakeholders
- Expand Administration/Staff Collaboration
- Create Staff Resource Handbook (Protocols, etc)
- Increase Administrator Visibility/Feedback
- Increase PD time for TA's
- Assess progress during year - possible focus groups



Thank you