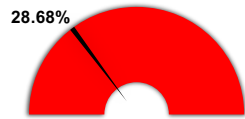


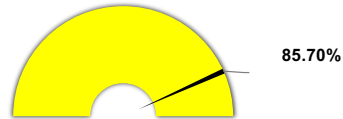
Educational | Operations and Maintenance | Transportation | IMRF | Working Cash | Tort

For the Period Ending March 31, 2021

Projected Year-End Balances
as % of Budgeted Revenue




Actual YTD Revenues




Projected YTD Revenues
91.65%

Actual YTD Local Sources



Projected YTD Local Sources
96.64%

Actual YTD State Sources



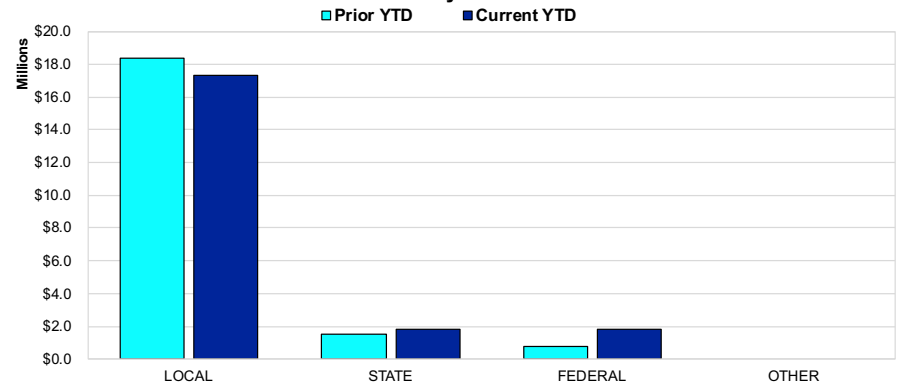
Projected YTD State Sources
67.72%

All Funds | Top 10 Sources of Revenue YTD

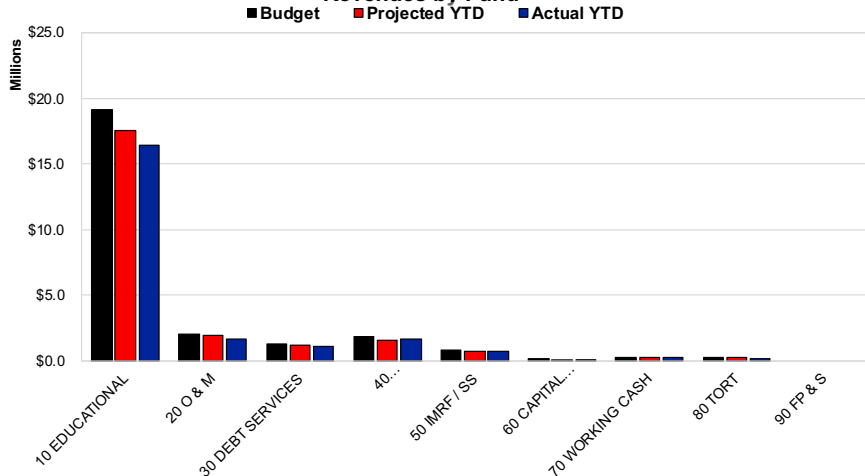
Ad Valorem Taxes	\$18,081,891
Unrestricted Grants-in-Aid	\$1,313,328
Food Service	\$1,035,924
State Transportation Reimbursement	\$378,423
Restricted Grants-In-Aid Received from the Federal Govt Thru	\$345,398
Federal Special Education	\$289,245
Textbook Income	\$243,025
Title I	\$98,799
Other Revenue from Local Sources	\$61,280
Payments in Lieu of Taxes	\$52,500

Percent of Total Revenues Year-to-Date 99.22%

Revenues by Source



Revenues by Fund



Revenues by Source

