

Arkansas School for the Deaf
Financial report as of 7/31/2024

General Revenue Budget			
Categories	Budget	Committed	Expensed
Salaries	6,971,231.00		481,423.24
Extra Help	86,475.00		2,572.29
Fringe/Match	2,688,379.00		211,198.70
Comp payout	16,000.00		4,396.00
Operating	1,600,803.00	37,890.00	153,292.56
Travel/Conferences	5,000.00	-	125.00
Prof Fees and Services	-		
Capital Outlay	30,000.00		
Special Maintenance	13,000.00	-	
Summer	5,006.00		-
Work Study	10,000.00		
	11,425,894.00	37,890.00	853,007.79
Special Maintenance Carryover	837,000.00	118,548.16	58,326.25

Federal Grants			
Categories	Budget	Committed	Expensed
Title I/II/IV	48,320.00	1,350.00	592.75
Title VI-B	140,000.00	-	-
Federal Preschool	2,000.00		
ARP ESSER III	71,326.00	3,500.00	31,530.44
Medicaid/ARMAC	836,453.00	82,886.23	23,053.50
PRE-ETS	35,000.00	-	953.14
Small Misc Grants	20,000.00		
	1,153,099.00	87,736.23	56,129.83

Cash Operating			
Categories	Budget	Committed	Expensed
Operating	149,136.00		1,950.80
Travel/Conferences	15,000.00		
Prof Fees and Services	6,750.00		
Capital Outlay	30,000.00		
Special Maintenance	29,114.00	-	
	230,000.00	-	1,950.80

--

Balance
6,489,807.76
83,902.71
2,477,180.30
11,604.00
1,409,620.44
4,875.00
-
30,000.00
13,000.00
5,006.00
10,000.00
-
10,534,996.21
660,125.59

Balance
46,377.25
140,000.00
2,000.00
36,295.56
730,513.27
34,046.86
20,000.00
1,009,232.94

Balance
147,185.20
15,000.00
6,750.00
30,000.00
29,114.00
228,049.20

-

Arkansas School for the Deaf
Financial report as of 8/31/2024

General Revenue Budget			
Categories	Budget	Committed	Expensed
Salaries	6,971,231.00		964,629.73
Extra Help	86,475.00		3,231.37
Fringe/Match	2,688,379.00		402,815.67
Comp payout	16,000.00		5,739.03
Operating	1,600,803.00	71,060.41	226,862.92
Travel/Conferences	5,000.00	-	125.00
Prof Fees and Services	-		
Capital Outlay	30,000.00		
Special Maintenance	13,000.00	-	
Summer	5,006.00		-
Work Study	10,000.00		
	11,425,894.00	71,060.41	1,603,403.72
Special Maintenance Carryover	837,000.00	169,691.28	116,092.32

Federal Grants			
Categories	Budget	Committed	Expensed
Title I/II/IV	48,320.00	483.80	3,370.90
Title VI-B	140,000.00	-	-
Federal Preschool	2,000.00		
ARP ESSER III	71,326.00	4,843.06	42,545.44
Medicaid/ARMAC	836,453.00	80,165.46	29,395.77
PRE-ETS	35,000.00	-	963.99
Small Misc Grants	20,000.00		
	1,153,099.00	85,492.32	76,276.10

Cash Operating			
Categories	Budget	Committed	Expensed
Operating	149,136.00	221.58	2,700.80
Travel/Conferences	15,000.00		
Prof Fees and Services	6,750.00		
Capital Outlay	30,000.00		
Special Maintenance	29,114.00	-	
	230,000.00	221.58	2,700.80



Balance
6,006,601.27
83,243.63
2,285,563.33
10,260.97
1,302,879.67
4,875.00
-
30,000.00
13,000.00
5,006.00
10,000.00
-
9,751,429.87
551,216.40

Balance
44,465.30
140,000.00
2,000.00
23,937.50
726,891.77
34,036.01
20,000.00
991,330.58

Balance
146,213.62
15,000.00
6,750.00
30,000.00
29,114.00
227,077.62

-

Arkansas School for the Deaf
Financial report as of 9/30/2024

General Revenue Budget			
Categories	Budget	Committed	Expensed
Salaries	6,971,231.00		1,447,581.50
Extra Help	86,475.00		7,606.65
Fringe/Match	2,688,379.00		594,959.81
Comp payout	16,000.00		5,925.29
Operating	1,600,803.00	93,520.53	334,969.65
Travel/Conferences	5,000.00		145.00
Prof Fees and Services	-		
Capital Outlay	30,000.00		
Special Maintenance	13,000.00		1,961.00
Summer	5,006.00		
Work Study	10,000.00		
M&R Transfer in	67.50		
	11,425,961.50	93,520.53	2,393,148.90
Special Maintenance Carryover	837,000.00	173,435.95	156,337.72

Federal Grants			
Categories	Budget	Committed	Expensed
Title I/II/IV	48,320.00	8,699.50	11,854.46
Title VI-B	140,000.00	121,927.42	8,482.50
Federal Preschool	2,000.00		
ARP ESSER III	71,305.67	7,095.50	63,409.34
Medicaid/ARMAC	836,453.00	113,187.32	79,319.88
PRE-ETS	35,000.00		20,041.84
Small Misc Grants	20,000.00		
	1,153,078.67	250,909.74	183,108.02

Cash Operating			
Categories	Budget	Committed	Expensed
Operating	149,136.00		15,636.53
Travel/Conferences	15,000.00		
Prof Fees and Services	6,750.00		
Capital Outlay	30,000.00		
Special Maintenance	29,114.00	-	
	230,000.00	-	15,636.53

--

Balance
5,523,649.50
78,868.35
2,093,419.19
10,074.71
1,172,312.82
4,855.00
-
30,000.00
11,039.00
5,006.00
10,000.00
67.50
8,939,292.07
507,226.33

Balance
27,766.04
9,590.08
2,000.00
800.83
643,945.80
14,958.16
20,000.00
719,060.91

Balance
133,499.47
15,000.00
6,750.00
30,000.00
29,114.00
214,363.47


Arkansas School for the Deaf
Financial report as of 10/31/2024

General Revenue Budget		
Categories	Budget	Committed
Salaries	6,971,231.00	
Extra Help	86,475.00	
Fringe/Match	2,688,379.00	
Comp payout	16,000.00	
Operating	1,600,803.00	515,819.23
Travel/Conferences	5,000.00	
Prof Fees and Services	-	
Capital Outlay	30,000.00	
Special Maintenance	13,000.00	
Summer	5,006.00	
Work Study	10,000.00	
M&R Transfer in	67.50	
	11,425,961.50	515,819.23
Special Maintenance Carryover	837,000.00	178,135.64

Federal Grants		
Categories	Budget	Committed
Title I/II/IV	48,320.00	7,150.00
Title VI-B	140,000.00	106,599.92
Federal Preschool	2,000.00	
ARP ESSER III	71,305.67	-
Medicaid/ARMAC	836,453.00	101,478.30
PRE-ETS	35,000.00	
Small Misc Grants	20,000.00	
	1,153,078.67	215,228.22

Cash Operating		
Categories	Budget	Committed
Operating	149,136.00	
Travel/Conferences	15,000.00	

Prof Fees and Services	6,750.00	
Capital Outlay	30,000.00	
Special Maintenance	29,114.00	-
	230,000.00	-



Expensed	Balance
1,933,062.73	5,038,168.27
11,503.57	74,971.43
795,732.15	1,892,646.85
6,179.94	9,820.06
508,573.70	576,410.07
145.00	4,855.00
	-
	30,000.00
1,984.95	11,015.05
	5,006.00
2,784.00	7,216.00
	67.50
3,259,966.04	7,650,176.23
221,883.52	436,980.84

Expensed	Balance
8,391.78	32,778.22
23,810.00	9,590.08
	2,000.00
70,495.84	809.83
95,650.85	639,323.85
25,751.10	9,248.90
	20,000.00
224,099.57	713,750.88

Expensed	Balance
40,401.22	108,734.78
	15,000.00

	6,750.00
	30,000.00
	29,114.00
40,401.22	189,598.78

-


Arkansas School for the Deaf
Financial report as of 11/30/2024

General Revenue Budget		
Categories	Budget	Committed
Salaries	6,971,231.00	
Extra Help	86,475.00	
Fringe/Match	2,688,379.00	
Comp payout	16,000.00	
Operating	1,600,803.00	447,694.11
Travel/Conferences	5,000.00	
Prof Fees and Services	-	
Capital Outlay	30,000.00	
Special Maintenance	13,000.00	
Summer	5,006.00	
Work Study	10,000.00	
M&R Transfer in	120.00	
	11,426,014.00	447,694.11
State Preschool	2,500.00	
Special Maintenance Carryover	837,000.00	165,122.88

Federal Grants		
Categories	Budget	Committed
Title I/II/IV	48,320.00	1,250.00
Title VI-B	140,000.00	90,197.42
Federal Preschool	2,731.95	
ARP ESSER III	71,305.67	-
Medicaid/ARMAC	835,721.05	86,441.30
PRE-ETS	35,000.00	
Small Misc Grants	20,000.00	
	1,153,078.67	177,888.72

Cash Operating		
Categories	Budget	Committed
Operating	149,136.00	
Travel/Conferences	15,000.00	

Prof Fees and Services	6,750.00	
Capital Outlay	30,000.00	
Special Maintenance	29,114.00	-
	230,000.00	-



Expensed	Balance
2,648,257.06	4,322,973.94
19,381.30	67,093.70
1,040,789.93	1,647,589.07
6,675.58	9,324.42
632,049.88	521,059.01
580.00	4,420.00
	-
	30,000.00
1,984.95	11,015.05
	5,006.00
6,718.00	3,282.00
	120.00
4,356,436.70	6,621,883.19
	2,500.00
265,139.98	406,737.14

Expensed	Balance
14,291.78	32,778.22
40,212.50	9,590.08
731.86	2,000.09
70,495.84	809.83
114,116.44	635,163.31
25,751.10	9,248.90
	20,000.00
265,599.52	709,590.43

Expensed	Balance
40,501.22	108,634.78
	15,000.00

	6,750.00
	30,000.00
	29,114.00
40,501.22	189,498.78

-


Arkansas School for the Deaf
Financial report as of 12/31/2024

General Revenue Budget		
Categories	Budget	Committed
Salaries	6,971,231.00	
Extra Help	86,475.00	
Fringe/Match	2,688,379.00	
Comp payout	16,000.00	
Operating	1,600,803.00	399,254.98
Travel/Conferences	5,000.00	
Prof Fees and Services	-	
Capital Outlay	30,000.00	
Special Maintenance	13,000.00	
Summer	5,006.00	
Work Study	10,000.00	
M&R Transfer in	120.00	
	11,426,014.00	399,254.98
State Preschool	2,500.00	
Special Maintenance Carryover	837,000.00	153,471.45

Federal Grants		
Categories	Budget	Committed
Title I/II/IV	48,320.00	1,250.00
Title VI-B	140,000.00	77,479.92
Federal Preschool	2,731.95	
ARP ESSER III	71,305.67	-
Medicaid/ARMAC	835,721.05	75,409.57
PRE-ETS	35,000.00	
Small Misc Grants	20,000.00	
	1,153,078.67	154,139.49

Cash Operating		
Categories	Budget	Committed
Operating	149,136.00	
Travel/Conferences	15,000.00	

Prof Fees and Services	6,750.00	
Capital Outlay	30,000.00	
Special Maintenance	29,114.00	-
	230,000.00	-



Expensed	Balance
3,151,422.01	3,819,808.99
24,260.92	62,214.08
1,237,908.94	1,450,470.06
7,183.65	8,816.35
750,668.91	450,879.11
670.00	4,330.00
	-
	30,000.00
1,984.95	11,015.05
	5,006.00
6,718.00	3,282.00
	120.00
5,180,817.38	5,845,941.64
	2,500.00
289,167.34	394,361.21

Expensed	Balance
15,783.78	31,286.22
52,930.00	9,590.08
731.86	2,000.09
70,495.84	809.83
128,009.01	632,302.47
25,926.93	9,073.07
	20,000.00
293,877.42	705,061.76

Expensed	Balance
46,823.75	102,312.25
	15,000.00

	6,750.00
	30,000.00
	29,114.00
46,823.75	183,176.25

-


Arkansas School for the Deaf
Financial report as of 1/31/2025

General Revenue Budget		
Categories	Budget	Committed
Salaries	6,971,231.00	
Extra Help	86,475.00	
Fringe/Match	2,688,379.00	
Comp payout	16,000.00	
Operating	1,600,803.00	352,322.40
Travel/Conferences	5,000.00	
Prof Fees and Services	-	
Capital Outlay	30,000.00	
Special Maintenance	13,000.00	
Summer	5,006.00	
Work Study	10,000.00	
M&R Transfer in	127.50	
	11,426,021.50	352,322.40
State Preschool	2,500.00	
Special Maintenance Carryover	837,000.00	122,092.81

Federal Grants		
Categories	Budget	Committed
Title I/II/IV	48,320.00	1,441.56
Title VI-B	140,000.00	65,649.92
Federal Preschool	2,731.95	
ARP ESSER III	71,305.67	-
Medicaid/ARMAC	835,721.05	100,535.31
PRE-ETS	35,000.00	
Small Misc Grants	20,000.00	
	1,153,078.67	167,626.79

Cash Operating		
Categories	Budget	Committed
Operating	149,136.00	
Travel/Conferences	15,000.00	

Prof Fees and Services	6,750.00	
Capital Outlay	30,000.00	
Special Maintenance	29,114.00	-
	230,000.00	-



Expensed	Balance
3,648,411.97	3,322,819.03
27,308.68	59,166.32
1,464,672.78	1,223,706.22
7,196.17	8,803.83
874,176.13	374,304.47
1,180.00	3,820.00
	-
	30,000.00
1,984.95	11,015.05
	5,006.00
6,718.00	3,282.00
	127.50
6,031,648.68	5,042,050.42
	2,500.00
338,254.22	376,652.97

Expensed	Balance
22,263.35	24,615.09
64,760.00	9,590.08
731.86	2,000.09
70,495.84	809.83
143,066.82	592,118.92
25,980.62	9,019.38
	20,000.00
327,298.49	658,153.39

Expensed	Balance
71,106.79	78,029.21
	15,000.00

	6,750.00
	30,000.00
	29,114.00
71,106.79	158,893.21

-