

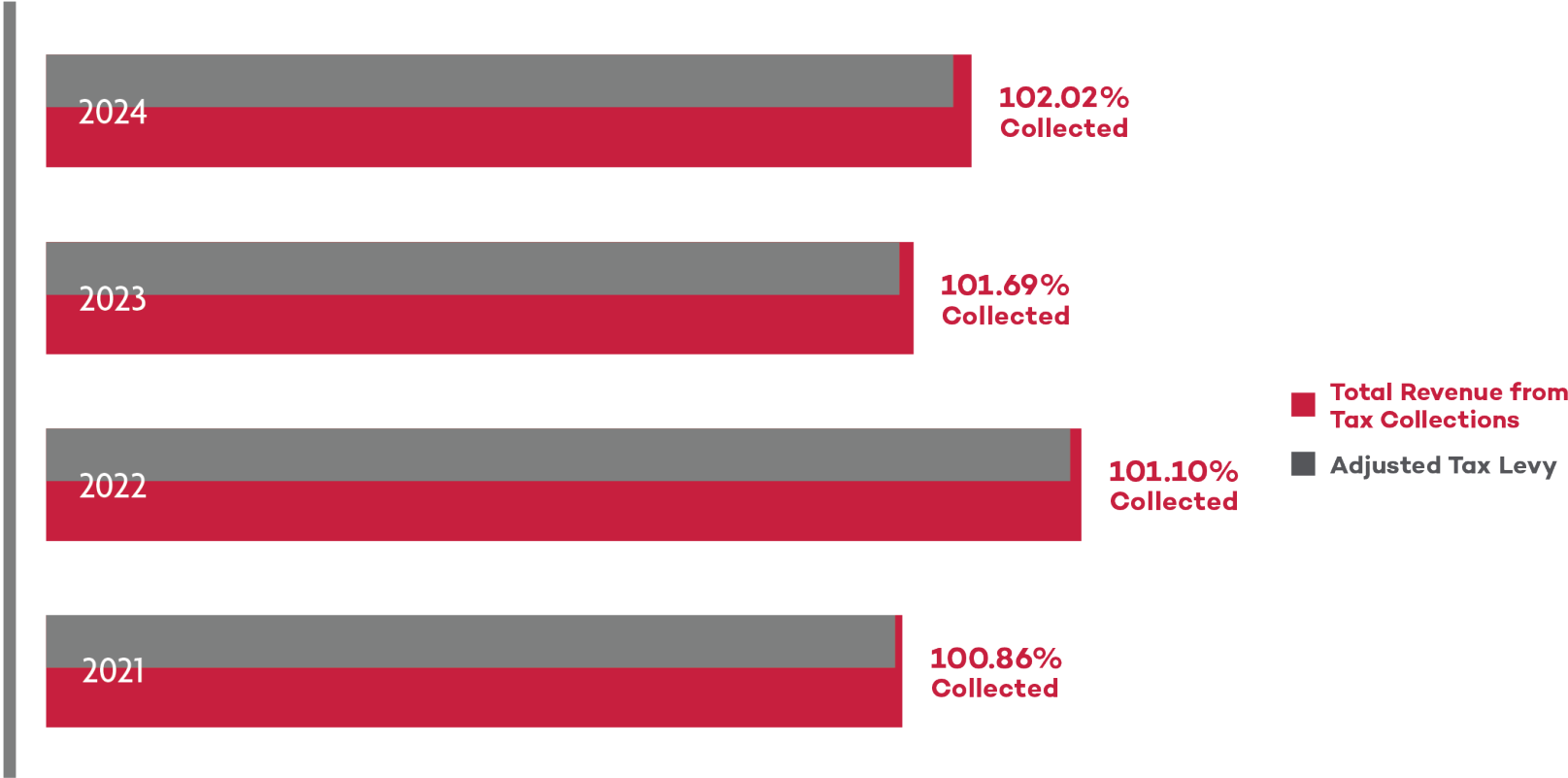
A large, stylized background illustration of a pair of scales of justice. The scales are rendered in white and light gray tones against a white background. The central pillar and the two pans are clearly visible, with the pans hanging from a curved beam. The overall style is clean and modern.

mvba

**Smithville Independent School
District**

McCreary Veselka Bragg & Allen PC Attorneys at Law

Total Revenue from Tax Collections

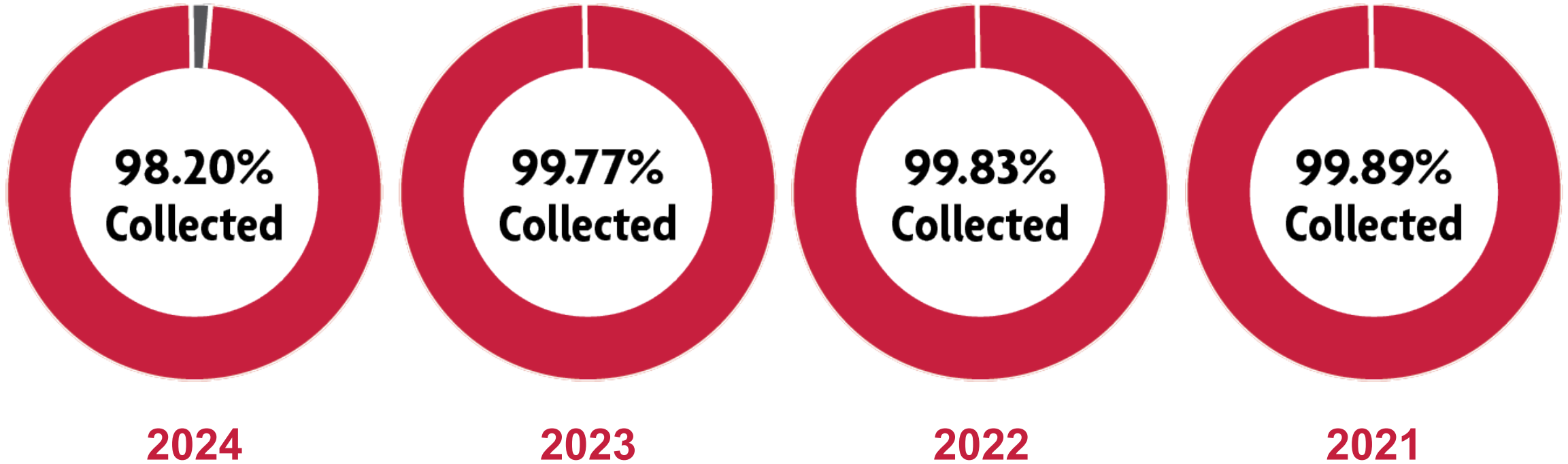


Total Revenue from Tax Collections

Tax Year	Fiscal Year Ending	Adjusted Tax Levy	Total Current & Delinquent	Penalty & Interest	Total Revenue	Cumulative %
2024	8/31/25	\$14,219,207	\$14,223,014	\$283,952	\$14,506,966	102.02%
2023	8/31/24	\$13,364,824	\$13,322,386	\$268,404	\$13,590,790	101.69%
2022	8/31/23	\$16,048,216	\$15,938,092	\$287,383	\$16,225,475	101.10%
2021	8/31/22	\$13,299,342	\$13,171,970	\$241,148	\$13,413,118	100.86%

Cumulative Tax Collections

As of April 30, 2026



Amount of adjusted tax levy for the tax years 2024, 2023, 2022 and 2021 compared to cumulative base tax collections (% collected) for each year through April 30, 2026.

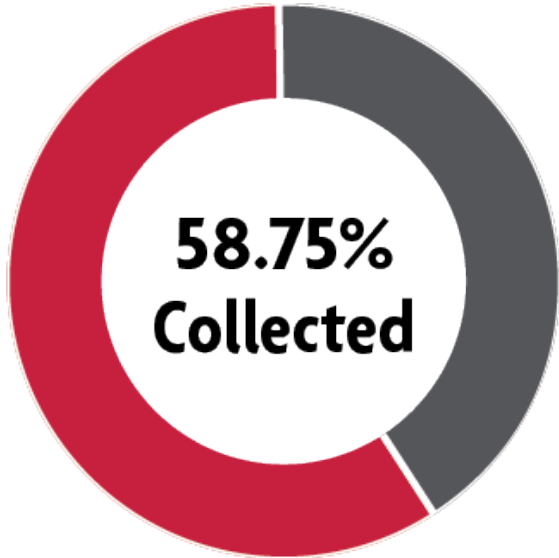
Cumulative Tax Collections

As of April 30, 2026

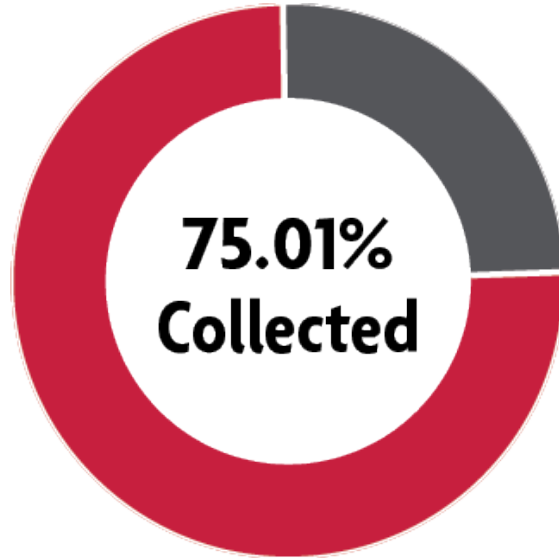
Tax Year	Adjusted Tax Levy	Cumulative Collection of Tax Levy	Tax Remaining Due	Cumulative Percent Collected
2024	\$14,219,207	\$13,962,584	\$256,623	98.20%
2023	\$61,474,097	\$61,333,472	\$140,625	99.77%
2022	\$68,416,284	\$68,300,226	\$116,058	99.83%
2021	\$55,985,092	\$55,922,853	\$62,239	99.89%

Delinquent Tax Collections by mvba

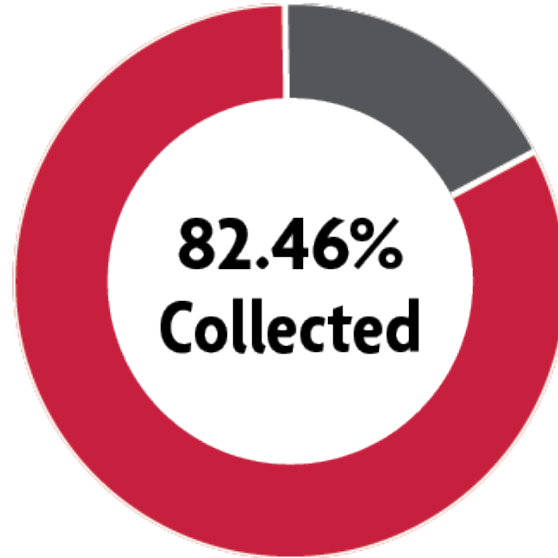
As of April 30, 2026



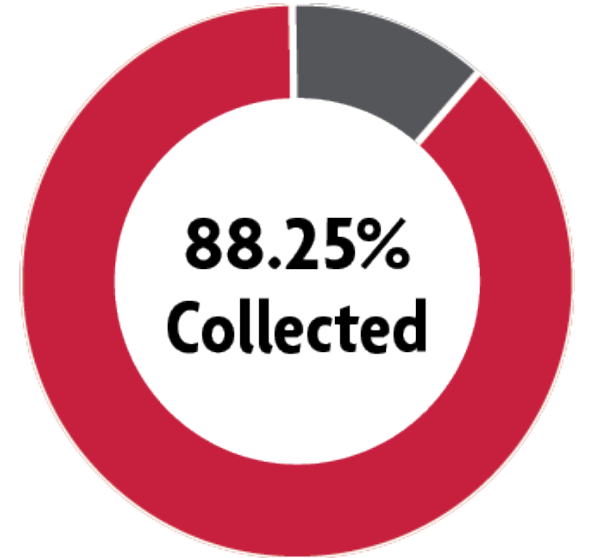
2024
10 Months



2023
22 Months



2022
34 Months



2021
46 Months

Delinquent Tax Collections by mvba

As of April 30, 2026

Tax Year	July 1 st Original Delinquency	Cumulative Delinquent Tax Collections	Tax Remaining Due	Cumulative Percent Collected	Months of Collection
2024	\$622,057	\$365,434	\$256,623	58.75%	10
2023	\$562,726	\$422,101	\$140,625	75.01%	22
2022	\$661,666	\$545,608	\$116,058	82.46%	34
2021	\$529,677	\$467,438	\$62,239	88.25%	46

Status of Outstanding Delinquent Balance Smithville Independent School District



Collection Activity Status of Delinquent Property Taxes as of April 30, 2026

Suits/Judgments	\$256,816	30.52%
2024 Research in Progress	\$71,625	8.51%
2023 Research in Progress	\$26,375	3.13%
Other Research in Progress	\$62,653	7.45%
Uncollectible & Unknown Address	\$25,188	2.99%
Pre-Litigation Payouts	\$101,614	12.08%
Tax Deferrals, Over-65, & Disability	\$297,118	35.31%

Status of Outstanding Delinquent Balance Smithville Independent School District



Delinquent Taxes Due by Tax Year
as of April 30, 2026

2024	\$256,623	30.50%
2023	\$140,625	16.71%
2022	\$116,058	13.79%
2021	\$62,239	7.40%
2020	\$46,279	5.50%
2019	\$39,518	4.70%
2018	\$31,666	3.76%
2017	\$26,999	3.21%
2016	\$22,467	2.67%
2015	\$22,417	2.66%
2014 & prior	\$76,498	9.09%



mvba Going Further.®...

Smithville Independent School District

Services Include:

Delinquent Property Tax Collections

Appraisal District Litigation

Court Fines & Fees Collections

Bankruptcy Claims

Property Value Studies/Taxable Value Audits For School Districts

mvba

McCreary Veselka Bragg & Allen PC
Attorneys At Law

Attorneys
Noe Reyes, Attorney

Satellite Office:
211 Jackson St.
Bastrop, TX 78602
(512) 581-7192

Main Office
700 Jeffrey Way, Ste. 100
Round Rock, TX 78665