

Policy Council Budget

November 2025

Percent of Grant Year: 42%

Category	2025-2026 Budget	Year-To-Date Spent	Month-To-Date Spent	Description
Policy Council Training	\$7,000	\$2,845	\$280	
Class Officer Training	\$0	\$0	\$0	
Policy Council Materials	\$2,000	\$0	\$0	
Child Care	\$0	\$0	\$0	
Policy Council Meals	\$4,000	\$1,773	\$515	
Parent Travel	\$0	\$0	\$0	
Total	\$13,000	\$4,618	\$794	
% Spent to Date		36%		

Early Head Start Budget Report

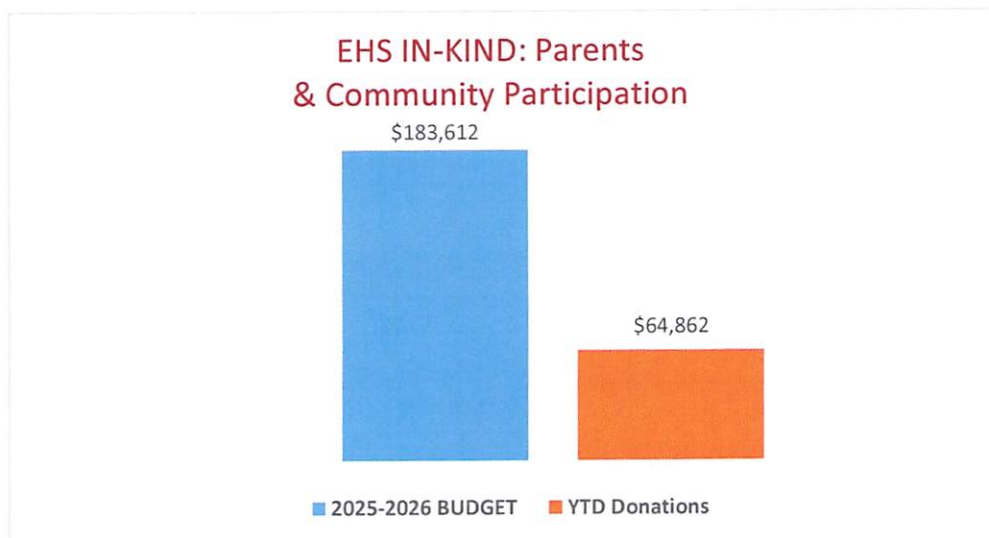
Nov-25

Percent of Grant Year: 42%

Account Category	2025-2026 BUDGET	YTD Spent	% Spent
Salaries	\$1,055,281	\$413,219	39%
Benefits	\$534,746	\$193,303	36%
Operations	\$89,989	\$19,080	21%
Training/Prof. Dev	\$31,952	\$2,985	9%
TOTAL	\$1,711,968	\$628,587	37%

EHS IN-KIND

Description	2025-2026 BUDGET	YTD Donations	% Donated
Parent Volunteers/Comm Volunteers	\$183,612	\$64,862	35%
Professional Services	\$21,825	\$3,000	14%
Ind. Costs	\$222,556	\$92,732	42%
TOTAL	\$427,993	\$160,593	38%



Head Start Budget Report November-25

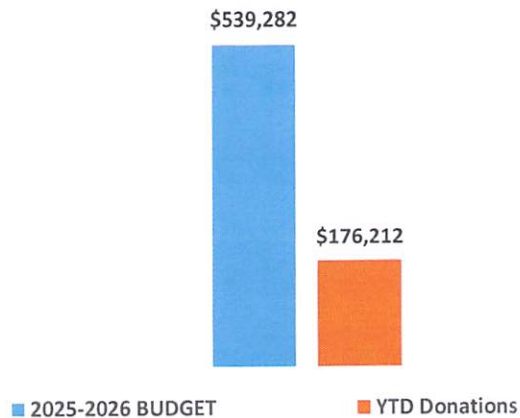
Percent of Grant Year: **42%**

Account Category	2025-2026 BUDGET	YTD Spent	% Spent
Salaries	\$3,087,598	\$1,137,979	37%
Benefits	\$1,719,723	\$626,085	36%
Operations	\$370,364	\$78,260	21%
Training/Prof. Dev	\$44,144	\$12,890	29%
TOTAL	\$5,221,828	\$1,855,214	36%

HS IN-KIND

Donation	2025-2026 BUDGET	YTD Donations	% Donated
Parent Volunteers/Comm Volunteers	\$539,282	\$176,212	33%
Professional Services	\$87,375	\$43,200	49%
Ind. Costs	\$678,838	\$282,849	42%
TOTAL	\$1,305,495	\$502,261	38%

HS IN-KIND: Parents & Community Participation





Davis Head Start/Early Head Start

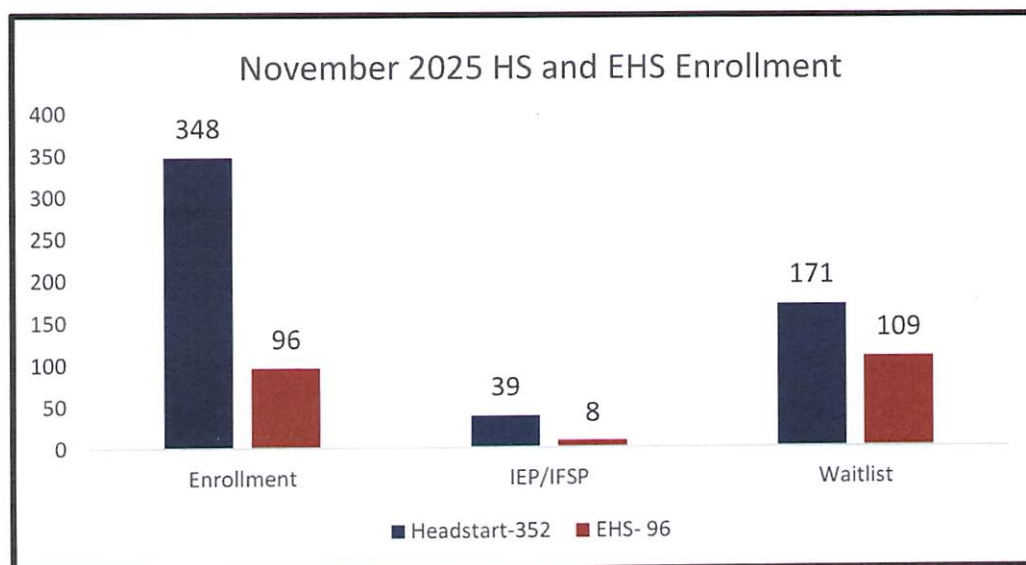
USDA Reimbursement Report November 2025

Head Start

Monthly Reimbursement	\$ 288.54
Year to date Reimbursement	\$ 1446.48

Early Head Start

Monthly Reimbursement	\$ 623.96
Year to date Reimbursement	\$ 3301.19



HS Enrollment	348
HS IEP	39
HS Waitlist	171

EHS Enrollment	96
EHS IFSP	8
EHS Waitlist	109

Attendance	
Head Start	85%
EHS Center-Based	83%
EHS Home Visits	84%
EHS Play Groups	19%