



Bond Program Status Report To the Business Office

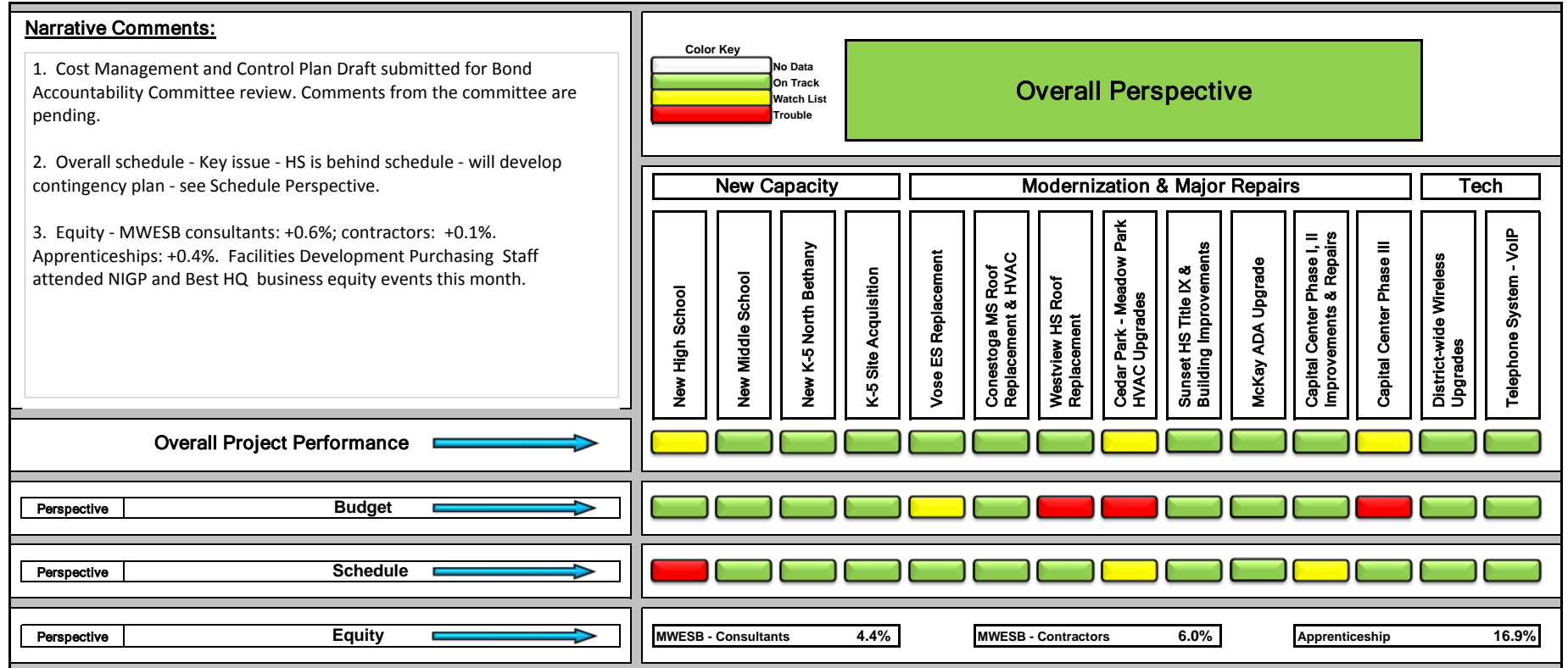
Through March 2016

2014 Bond Construction Program

Overall Performance

March 2016 Report

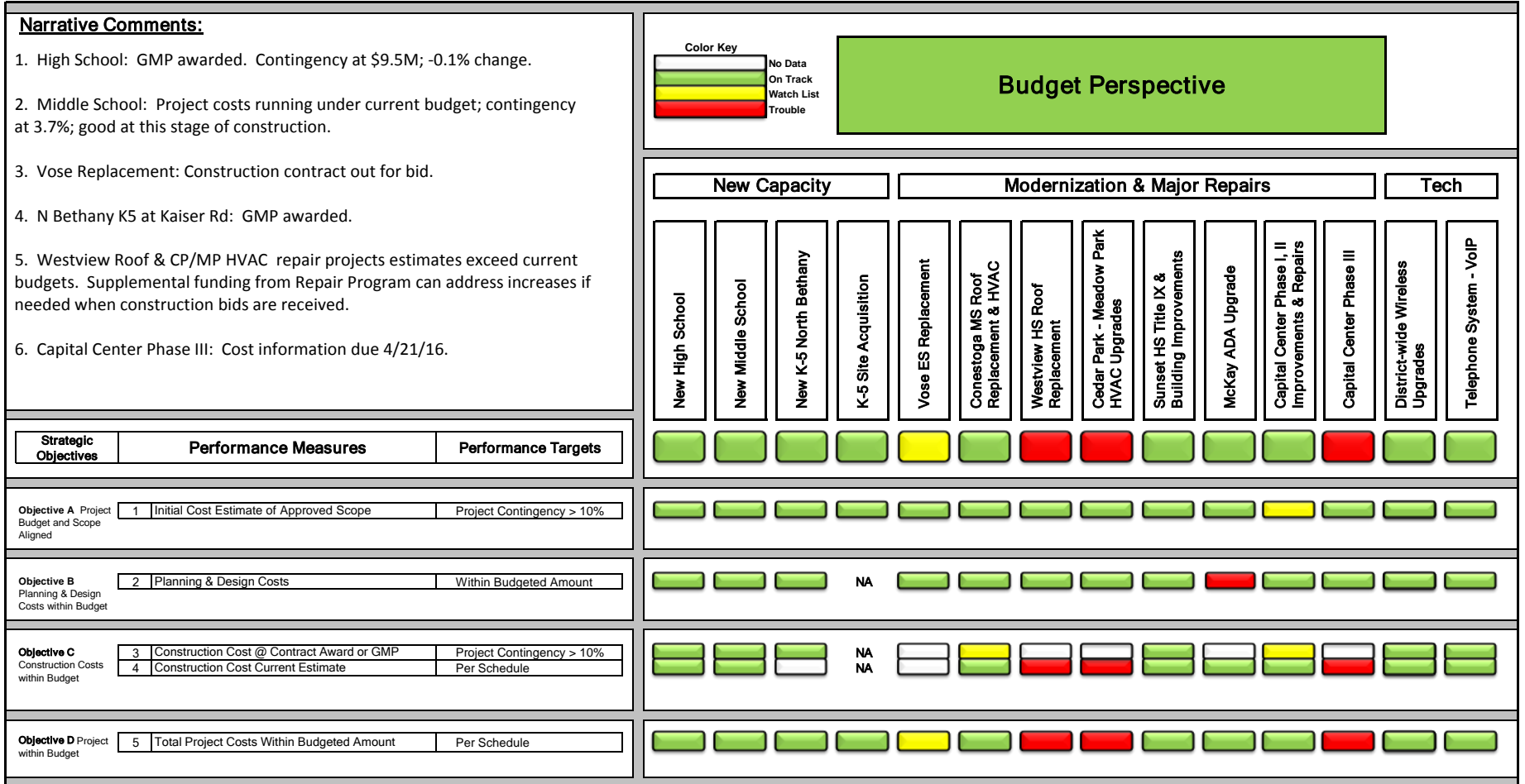
Printed 4/8/2016



2014 Bond Construction Program

Printed 4/8/2016

Budget Perspective
March 2016 Report



2014 Bond Construction Program

Schedule Perspective

March 2016 Report

Narrative Comments:

1. High school: behind schedule - will develop plan to complete sections of the building, if needed, to allow opening for students on time while finishing work in areas not used by students the first year. Student enrollment in 2017-18 likely to be at no more than 50% of capacity. HS boundary adjustment decisions will determine.
2. Middle school: Overall project schedule remains on track.
3. N Bethany K5 at Kaiser Rd: Land Use Order received. GMP contract awarded to Skanska. Resolved issue with County regarding realigning Kaiser Rd to allow 45mph speed limit; 35mph will be approved.
4. Vose Replacement: Five contractors prequalified for bidding;
5. SHS Title IX Project (includes Theater safety work): Phase I complete. Phase II, building addition construction under way.
6. Capital Center Phase III: HVAC work and CTP (SPED) Kitchen; summer 2016


Strategic Objectives	Performance Measures	Performance Targets
----------------------	----------------------	---------------------

Objective A Establish Schedule Target & Strategy	1	Occupancy / Completion Goal Established	Green = Approved schedule. Yellow = 0 - 4 weeks behind Red > 4 weeks behind
	2	Project Execution Strategy Developed	
	3	Detailed Project Schedule Approved	
	4	Project Programming / Scope Completed	

Objective B Planning, Permitting & Design Phases on Schedule	5	Design Contract Awarded	Same as Objective A
	6	Schematic Design (SD) Completed	
	7	Design Development (DD) Completed	
	8	Land Use Permit Approved	
	9	Construction Documents (CD) Completed	
	10	Building Permit Approved	

Objective C Construction on Schedule	11	Prime Contract Notice to Proceed	Same as Objective A
	12	Construction Started	
	13	Certificate of Occupancy Received	

Objective D Meet Occupancy / Completion Schedule Target	14	FF&E Ordered	Same as Objective A
	15	FF&E Delivered and Installed	
	16	Occupancy / Completion on Schedule	Same as Objective A



Schedule Perspective

[illegible]

			NA									
			NA									
			NA									
			NA									

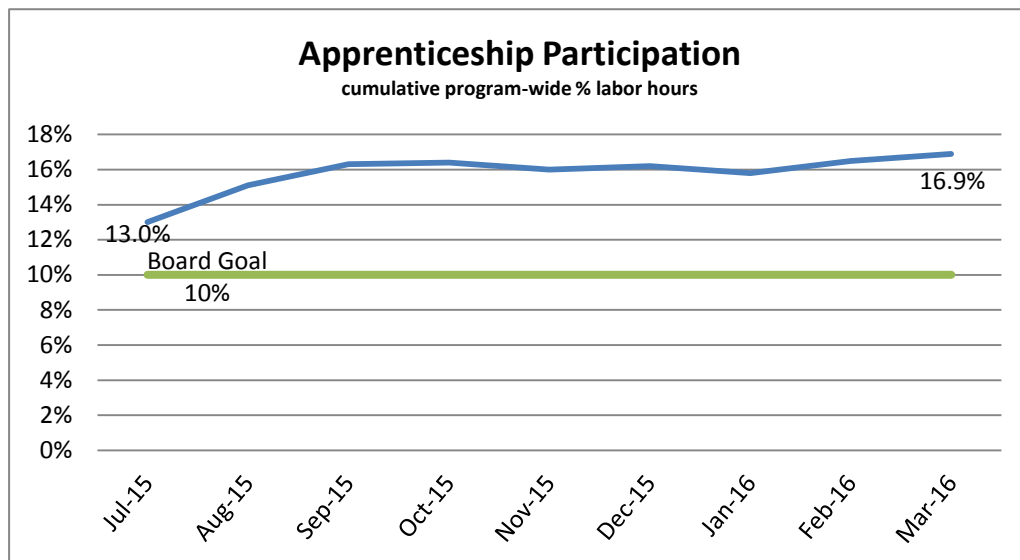
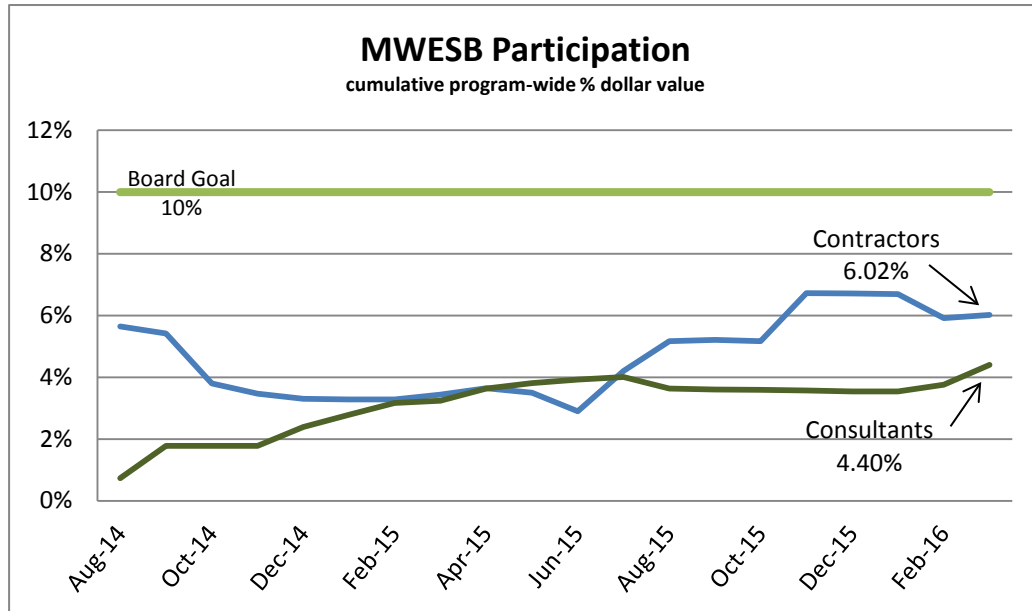
[illegible]

			NA									
			NA									

			NA		NA	NA	NA		NA		NA	NA	NA
			NA		NA	NA	NA		NA		NA	NA	NA
Projected Occupancy / Completion Dates (month & year)													
8-2017	8-2016	8-2017	2016	8-2016	9-2015	8-2017	8-2016	9-2015	8-2016	Phased	8-2016	5-2016	5-2016

2014 Construction Bond Program

Equity Performance March 2016 Report



2014 Bond Financial Summary

Overall Program Cost Forecast and Available Funding

Project List	Original Funding Allocations	Funding Increases Available to Bond Program	Construction Cost Updates & Escalated for Inflation	
ACMA Replacement	\$ 28,300,000		\$ 39,048,849	(RLB 1/16 + soft costs)
AHS Title IX Compliance	\$ 2,000,000		\$ 2,406,800	
Capital Center Improvements & Data Center	\$ 5,000,000		\$ 14,357,208	(eB 3/31/16 EAC)
District-Wide ADA Compliance	\$ 2,000,000		\$ 2,000,000	
District-Wide Communication System	\$ 7,200,000		\$ 5,517,170	(eB 3/31/16 EAC)
District-Wide Facility Repairs	\$ 98,000,000		\$ 94,773,013	
District-Wide HVAC Controls	\$ 800,000		\$ 800,000	
Domestic / Fire Line Separation	\$ 800,000		\$ 977,120	
Five Oaks MS Renovation & Expansion	\$ 21,100,000		\$ 32,401,576	(RLB 1/16 + soft costs)
Green Energy Technology	\$ 5,000,000		\$ 3,010,000	
Hazeldale K-5 Replacement	\$ 24,600,000		\$ 35,765,354	(Vose estimate + inflation)
IT Data Center @ Capital Center	\$ 2,900,000		(Costs Moved to CC Project)	
Kitchen Improvements	\$ 800,000		\$ 977,120	
Land for new K-5 @ So. Cooper Mountain	\$ 3,000,000		\$ 4,367,000	
Maintenance Facility Improvements	\$ 10,000,000		\$ 12,383,615	(RLB 1/16 + soft costs + \$675K property + \$ parking lot work)
McKay ADA Improvements	\$ 400,000		\$ 640,000	
New HS @ South Cooper Mountain	\$ 109,000,000		\$ 184,508,541	(HCC GMP + soft costs)
New K-5 @ North Bethany	\$ 25,000,000		\$ 37,975,000	(GMP + soft costs)
New MS @ Timberland	\$ 51,600,000		\$ 60,711,652	(eB 3/31/16 EAC)
Raleigh Hills K-8 Improvements	\$ 9,700,000		\$ 12,295,720	
Security Upgrades	\$ 10,000,000		\$ 10,000,000	
Seismic Upgrades	\$ 4,200,000		\$ 5,206,740	
SHS Title IX Compliance	\$ 2,000,000		\$ 4,324,288	(eB 3/31/16 EAC)
Springville K-8 Improvements	\$ 2,000,000		\$ 510,016	Completed

Color Key

Final Cost Estimate
Fixed Cost
Estimate Update
Inflation Projection

Abbreviations:

RLB = Rider Levett Bucknall

eB = eBuilder proj. mgmt info system

EAC = \$ Estimate at proj. completion

HCC = Hoffman Construction Co.

GMP = Guaranteed Max. Price

2014 Bond Financial Summary

Overall Program Cost Forecast and Available Funding

Project List	Original Funding Allocations	Funding Increases Available to Bond Program	Construction Cost Updates & Escalated for Inflation	
Vose K-5 Replacement	\$ 24,800,000		\$ 33,794,951	(eB 3/31/16 EAC)
William Walker K-5 Replacement	\$ 24,600,000		\$ 35,484,698	(Vose estimate + inflation)
Added Projects	\$ -		\$ 1,980,066	
Program Contingency	\$ 45,400,000		Funding available (not a cost)	
Program Inflation	\$ 52,800,000			
Pre-Bond Expenditure Reimbursements	\$ 1,000,000		\$ 998,828	
Bond Management Costs	\$ 20,000,000		\$ 28,000,000	
Bond Issuance Costs	\$ 6,000,000		\$ 6,000,000	
Construction	\$ 600,000,000		\$ 671,215,325	
Learning Technology	\$ 56,000,000		\$ 56,000,000	
Critical Equipment	\$ 24,000,000		\$ 24,000,000	
Tech & Equip Subtotal	\$ 80,000,000		\$ 80,000,000	
Total Original Funding	\$ 680,000,000			
Total Cost Projection			\$ 751,215,325	
2006 Bond Remaining Balance		\$ 576,615		
Capital Center Rent Revenue		\$ 433,385		
Construction Excise Tax Revenue		\$ 1,000,000		
Interest Earnings 1st Bond Sale		\$ 5,156,948		
Bond Premium 1st Bond Sale		\$ 63,295,961		
Construction Excise Tax Rev Thru 2021		\$ 5,401,000		
Other (estimated) *		\$ 5,000,000		
Total Funding Available		\$ 760,863,909		
Total Cost Updates			\$ 751,215,325	
Funding Balance Vs. Cost Updates				\$ 9,648,584

* Potential other revenues	
THPRD reimb. **	\$545,000
SB 1149 reimb.	\$2,500,000
ETO reimb.	\$9,000
Facility grants	\$2,500,000
Seismic grants	\$1,000,000
	\$6,554,000

** AHS actual + SHS (est)

2014 Bond Financial Summary

Data as of 3/31/2016

Project List	Original Budget Allocations	Added Funding to Bond Program	Revised Approved Current Budget		Feb-16 Est @ Comp.	Mar-16 Est @ Comp.	Net Contingency Balance	
							\$	%
ACMA Replacement	\$ 28,300,000		\$ 39,048,849		\$ 39,048,849	\$ 39,048,849		
AHS Title IX Compliance	\$ 2,000,000		\$ 2,406,800		\$ 2,406,800	\$ 2,406,800		
Capital Center Improvements & Data Center	\$ 5,000,000		\$ 13,508,130		\$ 14,357,208	\$ 14,357,208	\$ (849,078)	-5.9%
District-Wide ADA Compliance	\$ 2,000,000		\$ 2,000,000		\$ 2,000,000	\$ 2,000,000		
District-Wide Communication System	\$ 7,200,000		\$ 5,600,000		\$ 5,517,170	\$ 5,517,170	\$242,407	4.5%
District-Wide Facility Repairs	\$ 98,000,000		\$ 94,773,013		\$ 94,773,013	\$ 94,773,013		
District-Wide HVAC Controls	\$ 800,000		\$ 800,000		\$ 800,000	\$ 800,000		
Domestic / Fire Line Separation	\$ 800,000		\$ 977,120		\$ 977,120	\$ 977,120		
Five Oaks MS Renovation & Expansion	\$ 21,100,000		\$ 32,401,576		\$ 32,401,576	\$ 32,401,576		
Green Energy Technology	\$ 5,000,000		\$ 3,010,000		\$ 3,010,000	\$ 3,010,000		
Hazeldale K-5 Replacement	\$ 24,600,000		\$ 35,765,354		\$ 35,765,354	\$ 35,765,354		
IT Data Center @ Capital Center	\$ 2,900,000		(Budget Moved to CC Project)					
Kitchen Improvements	\$ 800,000		\$ 977,120		\$ 977,120	\$ 977,120		
Land for new K-5 @ So. Cooper Mountain	\$ 3,000,000		\$ 4,367,000		\$ 4,367,000	\$ 4,367,000		
Maintenance Facility Improvements	\$ 10,000,000		\$ 12,383,615		\$ 12,383,615	\$ 12,383,615		
McKay ADA Improvements	\$ 400,000		\$ 640,000		\$ 640,000	\$ 640,000	\$ 51,061	8.7%
New HS @ South Cooper Mountain	\$ 109,000,000		\$ 184,654,450		\$ 184,508,541	\$ 184,508,541	\$ 9,532,999	5.4%
New K-5 @ North Bethany	\$ 25,000,000		\$ 37,975,000		\$ 37,975,000	\$ 37,975,000	\$ 3,055,930	8.8%
New MS @ Timberland	\$ 51,600,000		\$ 60,711,652		\$ 60,711,652	\$ 60,711,652	\$ 2,162,918	3.7%
Raleigh Hills K-8 Improvements	\$ 9,700,000		\$ 12,295,720		\$ 12,295,720	\$ 12,295,720		
Security Upgrades	\$ 10,000,000		\$ 10,000,000		\$ 10,000,000	\$ 10,000,000		

2014 Bond Financial Summary

Data as of 3/31/2016

Project List	Original Budget Allocations	Added Funding to Bond Program	Revised Approved Current Budget		Feb-16 Est @ Comp.	Mar-16 Est @ Comp.	Net Contingency Balance	
							\$	%
Seismic Upgrades	\$ 4,200,000		\$ 5,206,740		\$ 5,206,740	\$ 5,206,740		
SHS Title IX Compliance	\$ 2,000,000		\$ 4,324,288		\$ 4,324,288	\$ 4,324,288	\$ 55,992	1.3%
Springville K-8 Improvements	\$ 2,000,000		\$ 510,016		\$ 510,016	\$ 510,016	Completed; Final Cost	
Vose K-5 Replacement	\$ 24,800,000		\$ 33,794,951		\$ 33,794,951	\$ 33,794,951	\$ 3,072,272	10.0%
William Walker K-5 Replacement	\$ 24,600,000		\$ 35,484,698		\$ 35,484,698	\$ 35,484,698		
Added Projects			\$ 1,975,736		\$ 1,980,066	\$ 1,980,066		
Program Contingency	\$ 45,400,000							
Program Inflation	\$ 52,800,000							
Pre-Bond Expenditure Reimbursements	\$ 1,000,000		\$ 998,828		\$ 998,828	\$ 998,828	Completed; Final Cost	
Bond Management Costs	\$ 20,000,000		\$ 28,000,000		\$ 28,000,000	\$ 28,000,000		
Bond Issuance Costs	\$ 6,000,000		\$ 6,000,000		\$ 6,000,000	\$ 6,000,000		
Construction	\$ 600,000,000		\$ 670,590,656		\$ 671,215,325	\$ 671,215,325		
Learning Technology	\$ 56,000,000		\$ 56,000,000		\$ 56,000,000	\$ 56,000,000		
Critical Equipment	\$ 24,000,000		\$ 24,000,000		\$ 24,000,000	\$ 24,000,000		
Tech & Equip Subtotal	\$ 80,000,000		\$ 80,000,000		\$ 80,000,000	\$ 80,000,000		
Grand Totals	\$ 680,000,000		\$ 750,590,656		\$ 751,215,325	\$ 751,215,325		
Interest Earnings		\$ 5,156,948						
Bond Premium		\$ 63,295,961						
Other Additional Funding (see Tab)		\$ 12,411,000						
Total Added Funding		\$ 80,863,909						
GRAND TOTAL 2014 BOND FUNDING		\$ 760,863,909						
Funding Balance vs. Approved Budgets		\$10,273,253						
Funding Balance vs. Current Cost Estimates					\$ 9,648,584	\$ 9,648,584		

2014 Bond Program Financial Status Report

Additional Funding Allocations

Data as of 3/31/2016

Additional Funding Allocations to Bond Program	
Source	Funding
Remaining 2006 Bond Savings	\$ 576,615
Capital Center Rent Revenue Balance	\$ 433,385
Construction Excise Tax Revenue	\$ 1,000,000
Forecasted Construction Excise Tax	\$ 5,401,000
Estimated Other Grants & Reimbursements	\$ 5,000,000
TOTAL	\$12,411,000

2014 Bond Program Financial Status Report

Green Energy Technology Fund Transfers

Data as of 3/31/2016

Funding Allocations from Green Energy Technology			
Project	Transfers into Projects	Bond Budget Balance	Comments
		\$ 5,000,000	
New High School	\$ 1,990,000	\$ 3,010,000	288 kW solar PV panels
New Middle School			Preliminary estimate: \$850,000
TOTAL	\$1,990,000	\$ 3,010,000	

2014 Bond Program Financial Status Report

Added Projects

Data as of 3/31/2016

Added Projects	Approved by	Original Budget	Revised Approved Current Budget		Feb-16 Est @ Comp.	Mar-16 Est @ Comp.	Net Contingency Balance	
	& Date						\$	%
Seclusion Rooms Alterations	Safety Comm 5/19/14		\$ 99,368		\$ 99,368	\$ 99,368	Completed	
Portable Relocations 2014	Sr LT 5/20/14		\$ 592,111		\$ 592,111	\$ 592,111	Completed	
Portable Relocations 2015	Sr LT 3/2015		\$ 294,257		\$ 294,257	\$ 294,257	Completed	
Title IX Projects - Group II	Sr LT 3/2015		\$ 990,000		\$ 994,330	\$ 994,330	\$ 56,246	6.0%
(Projects Financially Complete)								
Added Projects Total		\$ -	\$ 1,975,736		\$ 1,980,066	\$ 1,980,066	\$ 56,246	

2014 Bond Program Financial Status Report

District-Wide Repair Projects - Budget = \$98,000,000

Data as of 3/31/2016

Project	Initial Budget (from BCA List)	Revised Approved Current Budget		Feb-16 Est @ Comp.	Mar-16 Est @ Comp.	Net Contingency Balance	
						\$	%
AHS Turf Replacement	\$ 653,017	\$ 814,543		\$ 814,543	\$ 814,543		Completed
SHS Roof Replacement	\$ 2,181,226	\$ 5,126,133		\$ 5,126,133	\$ 5,126,133		Completed
SHS Chiller	\$ 188,549	\$ 63,997		\$ 63,997	\$ 63,997		Completed
Five Oaks Phase I: Chiller Replacement	\$ 167,734	\$ 92,397		\$ 92,397	\$ 92,397		Completed
SHS Stadium Turf Replacement	\$ 1,000,000	\$ 1,243,776		\$ 1,331,077	\$ 1,243,776		Completed
JW/SM Fire Alarm Systems	\$ 231,727	\$ 481,389		481,389	481,389		Completed
WHS Roof Replacement	\$ 2,055,558	\$ 2,055,558		\$ 3,081,673	\$ 3,081,673	\$ (820,560)	-28.5%
Conestoga Roof Replacement	\$ 2,157,350	\$ 3,273,481		3,273,481	3,273,481	\$ 899,270	37.9%
Capital Center - HVAC System, West side	\$ 2,280,000	\$ -				Moved to CC project	
SHS Repairs	\$ 1,881,416	\$ -				Moved to SHS Title IX project	
SHS Repairs - Emergency Elec \$ Transferred	\$ (745,833)	\$ -					
SHS Auditorium Upgrades Phase I - Emerg Elec	\$ 745,833	\$ 807,355		\$ 807,404	\$ 807,355	\$ 18,840	2.4%
CP/MP HVAC Upgrades	\$ 2,874,409	\$ 4,857,183		\$ 5,210,565	\$ 5,210,565	\$ 6,671	0.1%
Conestoga Plumbing & Water Intrusion Repair (A/E only)	\$ 160,000	\$ 182,000		177,800	182,000		
District-Wide Auditorium Upgrades (A/E only)	\$ 150,000	\$ 150,000		-	150,000		
Maint Dept Repair & Improvement Projects*	\$ 5,033,443	\$ 5,033,443		\$ 3,592,647	\$ 5,033,443		
(Projects Financially Complete)							
Repair Projects Total	\$ 21,014,428	\$ 24,181,255		\$ 24,053,106	\$ 25,560,752	\$ 104,221	
Repair Program Balance Available	\$ 76,985,572	\$ 70,591,759		\$ 70,719,907	\$ 69,212,261		
Repair Program Less Transfers	\$ 94,773,013						

*Budget and Est @ Comp. will increase each month as additional Maintenance Dept. managed Repair Projects are scheduled.

2014 Bond Program Financial Status Report

Security Upgrades

Data as of 3/31/2016

[illegible]

2014 Bond
Learning Technology/Classroom Systems
and Critical Equipment Purchases
March 31, 2016 Report

Learning Technology/Classroom Systems - \$56 Million

	Project To Date Expenditures	2015-16 Budget	2015-16 Expenditures as of 3/31/16	Quarterly Description of Expenditures
Student Computer Replacement	\$ 2,554,035	\$ -	\$ -	Purchased 1,957 computers for student use in 2014-15. All machines were ready for students on the first day of school. Purchased 350 laptops for new teachers and for loan while laptops are in for repair in 2014-15. No computer replacement anticipated in 2015-16.
Digital Conversion - Innovation Grants	\$ 2,633,701	\$ 1,212,015	\$ 935,166	Student computing devices have been purchased and deployed with 17 Teacher teams at all levels across the district.
Technology Infrastructure	\$ 4,608,957	\$ 3,274,027	\$ 1,688,510	District Firewall, filters, core routers, and other critical networking equipment has been replaced. Enterprise wireless project in process to upgrade all schools wireless capacity.
Future Ready Schools	\$ 4,606,463	\$ 4,702,453	\$ 4,606,463	15 schools will begin planning for full school implementation of technology device integration with instructional practices. An additional 11 schools will be added in 2016-17. The devices for these schools will be purchased in the spring of 2016 in preparation for the 2016-17 school year.
Digital Curriculum	\$ 2,097,380	\$ 2,100,000	\$ 1,326,968	Salary for eight curriculum developers (4.2 FTE); Textbook purchases to support the ELA adoption; Payment for TeacherSource Enhancements on the professional development module and Lesson Plan design. High School Science Curriculum & Technology is also included in this amount.
Total	\$ 16,500,536	\$ 11,288,495	\$ 8,557,107	
Total Bond Funds Remaining			\$ 39,499,464	

2014 Bond
Learning Technology/Classroom Systems
and Critical Equipment Purchases
March 31, 2016 Report

Critical Equipment - \$24 Million

	Project To Date Expenditures	2015-16 Budget	2015-16 Expenditures as of 3/31/16	Quarterly Description of Expenditures
Musical Instruments \$250,000	\$ 238,927	\$ 79,858	\$ 68,785	One time expense of \$250,000.
Buses \$16,000,000	\$ 6,231,685	\$ 3,391,578	\$ 3,378,205	Approximately \$2 million/year over eight years. In first year, \$4.25 million will be spent and \$2million/year will be spent in years two through seven. \$0 will be spent in the eighth year. Approximately \$1.4 million will be added to 2015-16 budget to pay for 13 buses ordered but not received as of June 30, 2015.
Copiers \$3,906,079	\$ 617,326	\$ 299,000	\$ 281,627	Approximately \$250,000/year over eight years.
Scoreboard Replacements \$335,202	\$ 70,370	\$ 335,202	\$ 70,370	\$67,000/high school to replace scoreboards. Beaverton High School to be completed in year 2. Remaining high schools are scheduled to be completed in 2016-17 (year 3).
FF&E for FD Kindy/ Additional Teachers \$2,336,297	\$ 1,369,984	\$ 1,376,450	\$ 1,369,984	Furniture, fixtures & equipment, including technology, for full day kindergarten and additional teachers K-5.
Cafeteria Tables Replacement \$184,105	\$ 184,105	\$ 184,105	\$ 184,105	Replace cafeteria tables district-wide.
Athletic Equipment \$232,000	\$ -	\$ 32,000	\$ -	Approximately \$100,000/year over three years beginning in year 2. \$68,000 was transferred in year 2 to the Scoreboard Replacements Project for the 4 remaining high schools (\$17,000/remaining high school).
Maintenance Equipment \$600,000	\$ 174,003	\$ 185,000	\$ 174,003	Approximately \$120,000/year over five years beginning in year 2. Year 2 will have \$185,000. Year 6 will only have \$55,000.
Other Equipment Purchases \$15,000	\$ 15,000	\$ -	\$ -	Other critical equipment purchases as needed. - Purchase of \$15,000 towards new locker banks at Stoller in 14-15.
Total	\$ 8,901,400	\$ 5,883,193	\$ 5,527,079	
Total Bond Funds Remaining			\$ 15,098,600	

Business Services

2014 Bond
Learning Technology/Classroom Systems
and Critical Equipment Purchases
GL to JL Reconciliation
March 31, 2016

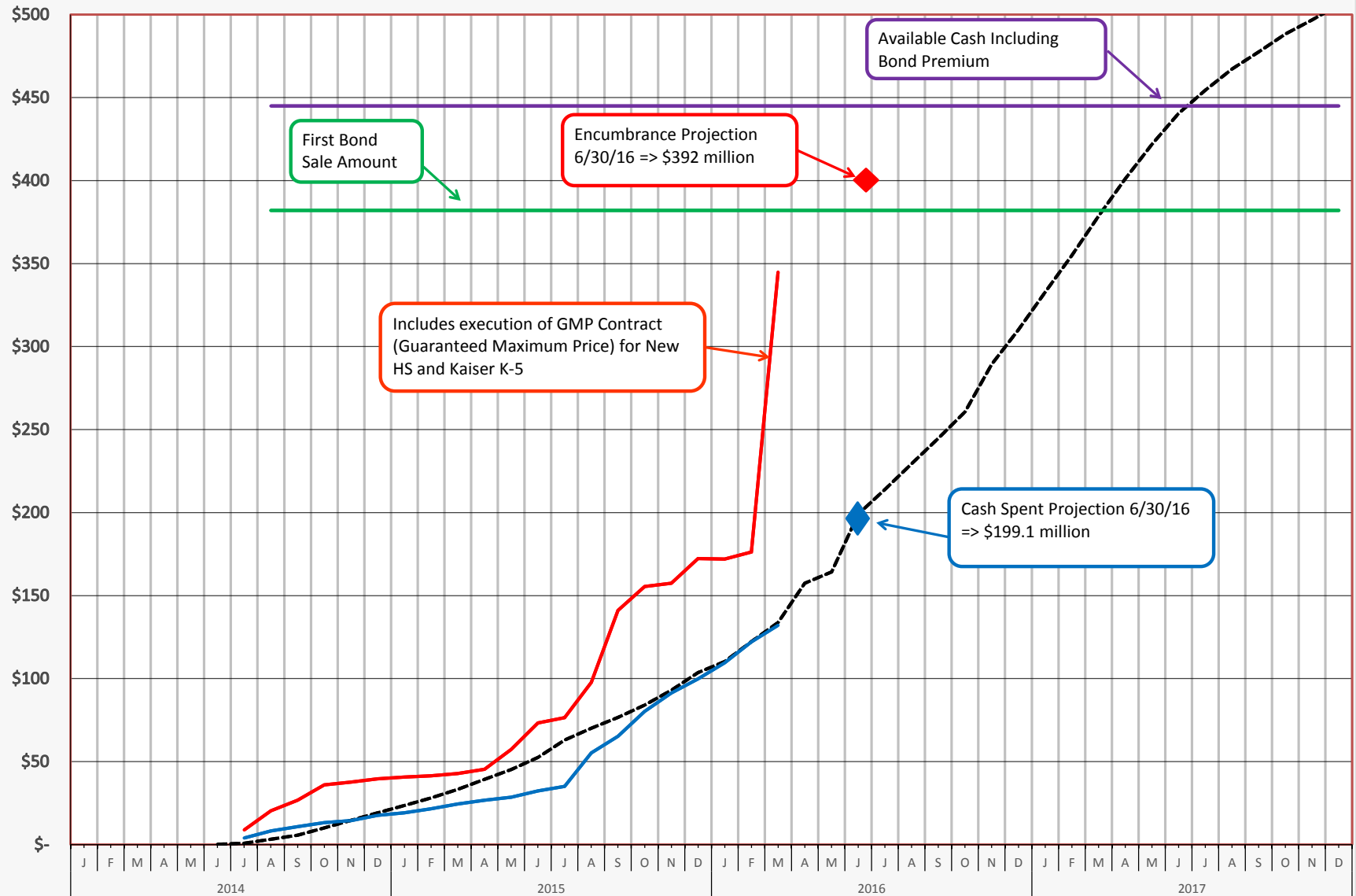
Project #	Description	GL Key	2015-16 Budget	Encumbered	YTD Actuals	Balance
0102	Positive Change Grants	415.689.4189-xxxx	\$ 1,212,015	\$ 179,820	\$ 935,166	\$ 97,029
0103	District Wireless Infrastructure	415.689.4182-xxxx	3,274,027	531,270	1,688,510	1,054,247
0104	Curriculum	415.551.4110-xxxx	464,023	146,047	317,976	-
0104	Curriculum	415.551.4182-xxxx	135,977	-	99,583	36,394
			600,000	146,047	417,559	36,394
0109	High School Science Curriculum	415.689.4181-xxxx	1,500,000	72,251	909,409	518,340
0110	Future Ready	415.689.4185-xxxx	4,702,453	90,970	4,606,463	5,020
Total Learning Technology/Classroom Systems (\$56M)			\$ 11,288,495	\$ 1,020,358	\$ 8,557,107	\$ 1,711,030
Project #	Description	GL Key	2015-16 Budget	Encumbered	YTD Actuals	Balance
0105	Musical Instruments	415.499.4181-0460	\$ 79,858	\$ 6,056	\$ 68,785	\$ 5,017
0106	Buses	415.625.2552-0564	3,391,578	6,005	3,378,205	7,368
0107	Copiers	415.651.4189-0541	299,000	16,965	281,627	408
0108	Scoreboard Replacement	415.420.4150-0541	67,000	9,122	800	57,078
		415.430.4150-0541	67,000	9,096	800	57,104
		415.450.4150-0541	67,202	-	66,710	492
		415.460.4150-0541	67,000	17,270	780	48,950
		415.480.4150-0541	67,000	9,142	1,280	56,578
			335,202	44,630	70,370	220,202
0111	Classroom Furniture & Equipment	415.499.4184-0461	494,661	991	488,679	4,991
0111	Classroom Furniture & Equipment	415.689.4184-0480	881,789	485	881,304	-
			1,376,450	1,476	1,369,983	4,991
0112	Cafeteria Table Replacement	415.499.4189-0461	184,105	-	184,105	-
0113	Athletic Equipment	415.555.4189-0460	32,000	-	-	32,000
0114	Maintenance Equipment	415.641.4189-0541	185,000	9,997	174,003	1,000
Total Critical Equipment (\$24M)			\$ 5,883,193	\$ 85,129	\$ 5,527,078	\$ 270,986

** Encumbered amount is remaining salary budget.

BOND PROGRAM CASH FLOW

\$ MILLION

--- Cash Plan — Cash Actual — Encumb — 1st Bond Sale — 1st Bond Sale w/Prem



2014 Bond Program
Monthly e-Builder/IFAS Reconciliation
as of March 31, 2016

		IFAS GL	IFAS JL	e-Builder
Total Spent		132,061,359.21	\$ 104,734,313.13	\$ 95,419,163.09
Reconciling Items		576,615.33	\$ 2,338,418.15	\$ 11,653,568.19
Revenue Not In GL/JL		(176,720.43)	\$ -	\$ -
IT/Equipment Total			\$ 25,384,498.05	\$ 25,384,498.05
Adjustments:		(525.00)	\$ 70.00	\$ 70.00
Balance Total		132,460,729.11	\$ 132,457,299.33	\$ 132,457,299.33

Reconciling Items			Non JL	Non e-B
Bond Planning	7901		\$ -	\$ 998,828.50
Bond Issuance	7922			\$ 2,025,634.63
Payroll Expenses			\$ 2,338,418.15	\$ 4,072,666.17
Assurances				\$ 3,870,017.00
Non JL Items			\$ -	\$ 686,421.89
Non Bond Funds		576,615.33	\$ -	
		576,615.33	\$ 2,338,418.15	\$ 11,653,568.19

IT/Equipment Totals			
Aloha HS			\$ 800.00
Southridge HS			\$ 800.00
Beaverton HS			\$ 66,709.70
Westview HS			\$ 780.00
Sunset HS			\$ 1,280.00
Stoller Middle School			\$ 15,000.00
All Schools			\$ 911,711.30
Quality Curriculum			\$ 1,124,388.46
Transportation			\$ 6,231,685.06
Maintenance			\$ 174,003.00
Purchasing			\$ 617,326.68
IT			\$ 16,241,613.85
Trans to GF			\$ -
			\$ 25,384,498.05