

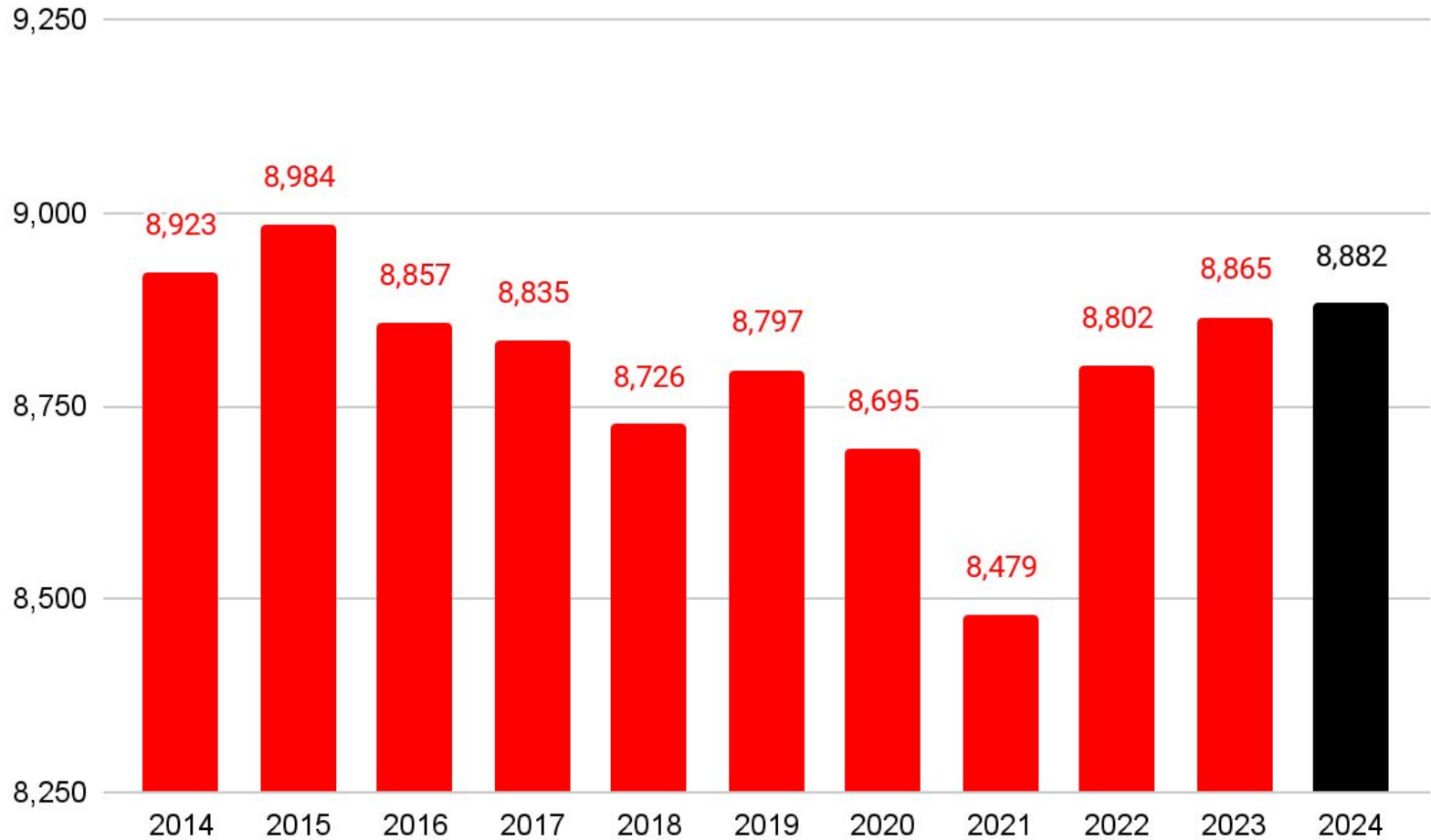
Enrollment Report

October 23, 2023



EDEN PRAIRIE SCHOOLS

Enrollment by Year (K-12)



Data based on official October 1 student count

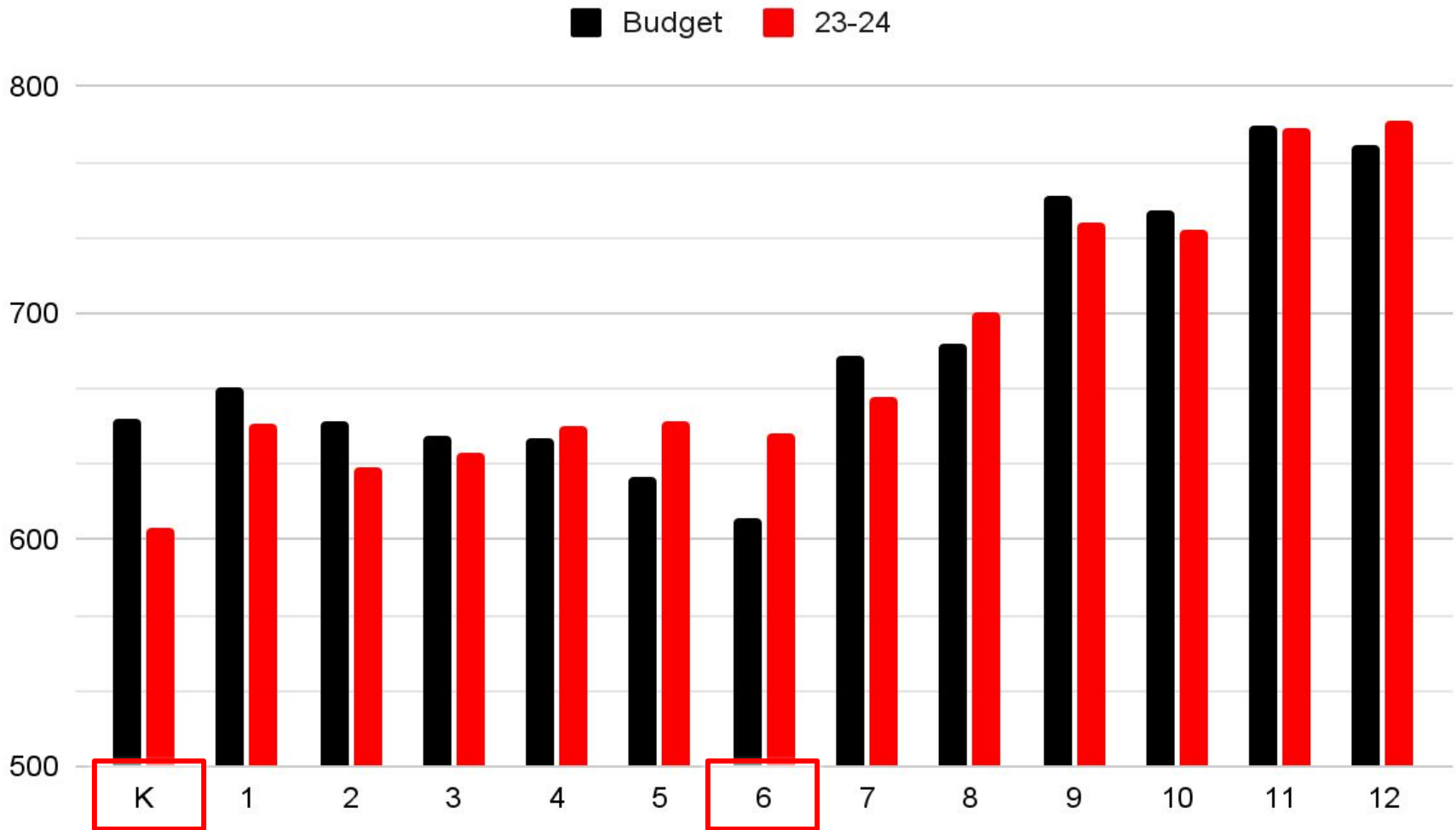


General Enrollment Definitions

1. Enrollment Counts

- Official October 1 Count (Oct 2nd this year)
 - Establishes all funding for the year
 - Categorical funding is based on Oct 1, Gen Ed aid on student daily membership for the year
- Changing enrollment throughout the Year
 - Enrollment changes everyday - Funding is adjusted
- EPO enrollment is currently at 491 FT and 181 PT

Enrollment by Grade (Compared to Budget)



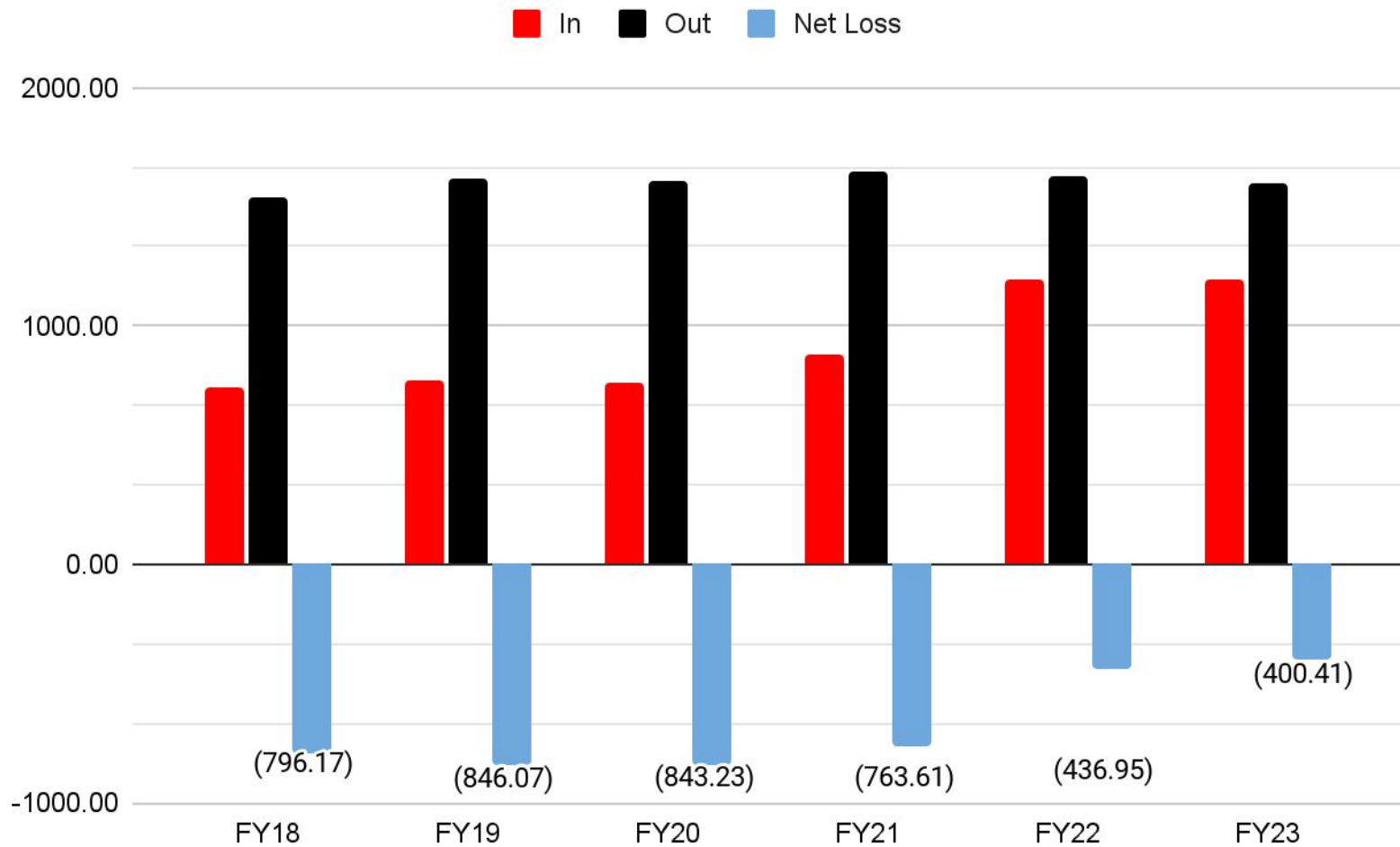
Data based on official October 1 student count



Budget vs Actual Projection

Building	K	1	2	3	4	5	6	7	8	9	10	11	12	Total
Cedar Ridge	2	2	5	-7	6	5								13
Forest Hills	-7	8	-1	4	-2	8								10
Eden Lake	-20	-10	-10	-2	-4	-9								-55
Oak Point	-26	-12	3	-1	5	1								-30
Prairie View	2	-6	-5	-6	-8	10								-13
Eagle Heights	-2	1	6	3	2	0								10
EP Online	3	1	-18	1	6	9	-5	-1	5	-15	-15	-15	4	-40
CMS							42	-17	8					33
EPHS										3	7	14	7	31
Total	-48	-16	-20	-8	5	24	37	-18	13	-12	-8	-1	11	-41

Open Enrollment History



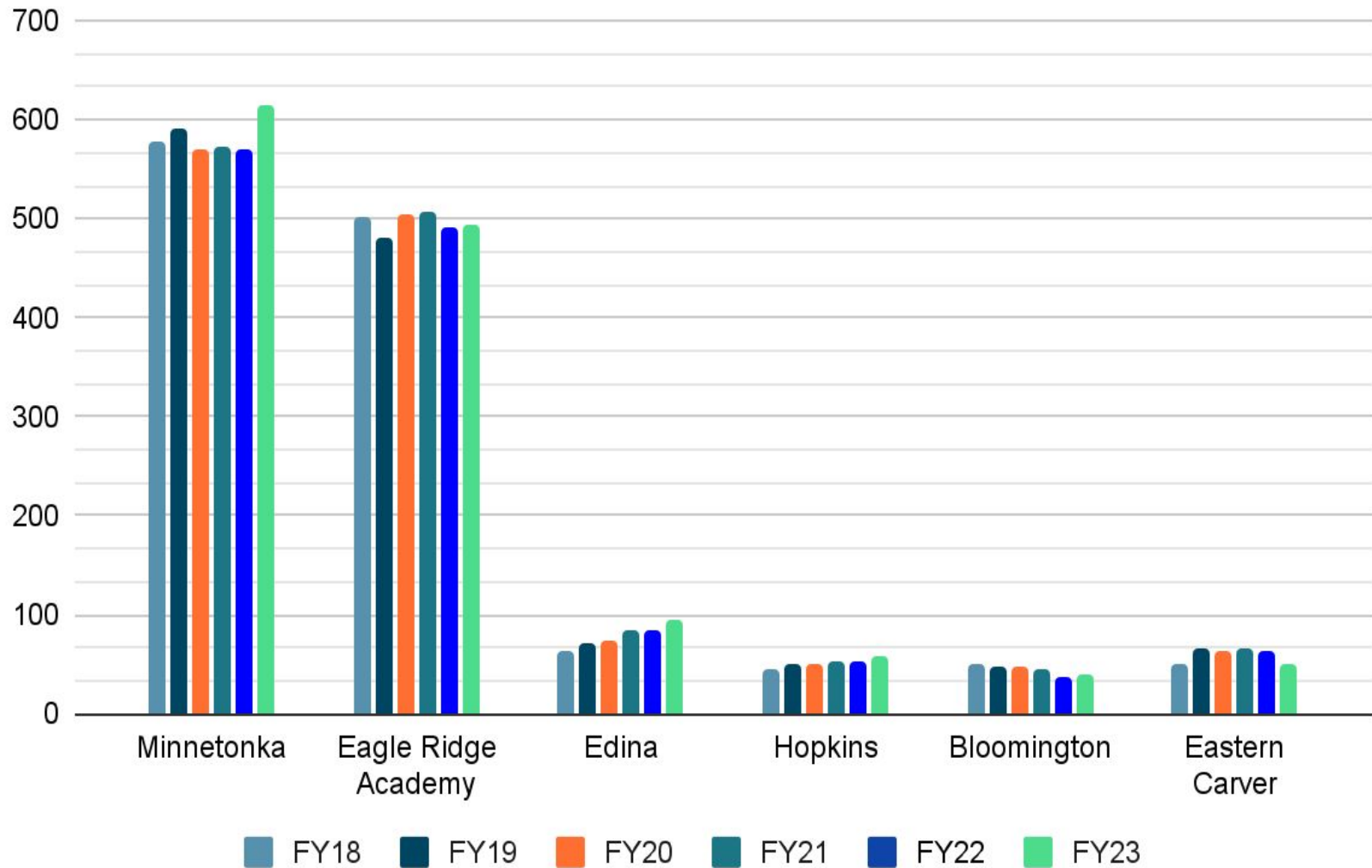
New Open Enrollments (OE)

Incoming vs Outgoing OE	2022-23	2023-24	Variance
Total Incoming OE	207	309	+102
EPO Incoming OE	74	164	+90
Non EPO Incoming OE	133	145	+12
Total Outgoing OE	163	114	-49
Total Outgoing Kindergarten	64	42	-22





Residents Served Elsewhere





Takeaways

Enrollment is at a 9-year high

Enrollment is stable, which helps us fulfill our mission and our promises to the community

Our recruitment and retention efforts show increased effectiveness (48% decrease in net loss over two years)

Kindergarten numbers were under from projections

Overall, our projections were strong, which helps us budget more accurately



Next steps – Enrollment

Review kindergarten data to determine where students went or if they just did not materialize

Explore trends in delayed school entry (skipping kindergarten and starting school in first grade)

Review withdrawal data to determine reasons why students are leaving (transferring districts, moving out of state, homeschooling, etc.)

Continue work to systematize entrance and exit surveys

Revamped kindergarten events, updated EPO market research, and virtual school tours to support enrollment

Next Steps – Budget

- Long-Range Financial Projection (November 13)
 - Updating for 2023 legislative session and Fall 23 enrollment
- 2023-24 Mid-Year Budget Update (January 22)
 - Analyze revenue impact
 - Re-balance the budget
- 2024-25 Enrollment Projection & Beyond (January 22)
 - Trends/Cohort Survival Rate
- Long-Range Financial Projection (January 8)
 - 5-Year Forecast



Thank you!



EDEN PRAIRIE SCHOOLS

Inspiring each student every day™