




*Wharton County
Junior College*



Monthly Financial Reports

August 2022



**Wharton County
Junior College**



Revenue & Expenditure Summary


	FISCAL 2022				FISCAL 2021				% OF PRIOR YR ACTUAL
	Current Month	Y-T-D ACTUAL	Budget	% of Budget	Y-T-D ACTUAL	Budget	% of Budget		
Fund 1000									
Revenues:									
State appropriations	\$ 883,999	\$ 9,319,690	\$ 9,305,255	100.16%	\$ 9,667,590	\$ 9,645,283	100.23%	96%	
Tuition and Fees	79,666	17,131,502	19,894,485	86.11%	17,967,087	20,198,015	88.95%	95%	
Advalorem Taxes	99,807	7,858,427	7,675,517	102.38%	7,639,935	7,232,397	105.63%	103%	
Mandatory Transfers	-	195,258	327,215	59.67%	213,511	2,485,869	8.59%	91%	
Non-mandatory Transfers	-	1,826,721	2,924,139	62.47%	1,937,622	98,821	1960.74%	0%	
Other Revenues	(293,271)	(779,773)	453,293	-172.02%	247,455	443,083	55.85%	-315%	
Total Revenues	770,201	35,551,824	40,579,904	87.61%	37,673,201	40,103,468	93.94%	94%	
Expenditures:									
Salaries	1,787,298	20,908,568	23,252,311	89.92%	21,436,108	23,566,206	90.96%	98%	
Employee Benefits	473,057	4,839,069	5,974,322	81.00%	4,921,685	5,876,122	83.76%	98%	
Capital Expenditures	20,867	142,013	219,538	64.69%	66,703	197,153	33.83%	213%	
Mandatory Transfers	-	367,107	367,800	99.81%	364,469	365,800	99.64%	101%	
Non-mandatory Transfers	-	-	-	-	-	-	0.00%	0%	
Other Expenditures	1,021,671	9,501,088	10,765,933	88.25%	8,260,099	10,098,187	81.80%	115%	
Total expenditures	3,302,892	35,757,845	40,579,904	88.12%	35,049,064	40,103,468	87.40%	102%	
Net increase/ (decrease) in net assets	\$ (2,532,691)	\$ (206,020)			\$ 2,624,137				
Less Outstanding encumbrances		(220,502)			(294,300)				
Net increase less encumbrances		\$ (426,522)			\$ 2,329,837				

* Note: Net student receivables in the amount of \$3,786,793.70 are currently outstanding. Tuition and fees are subject to collection in future periods.

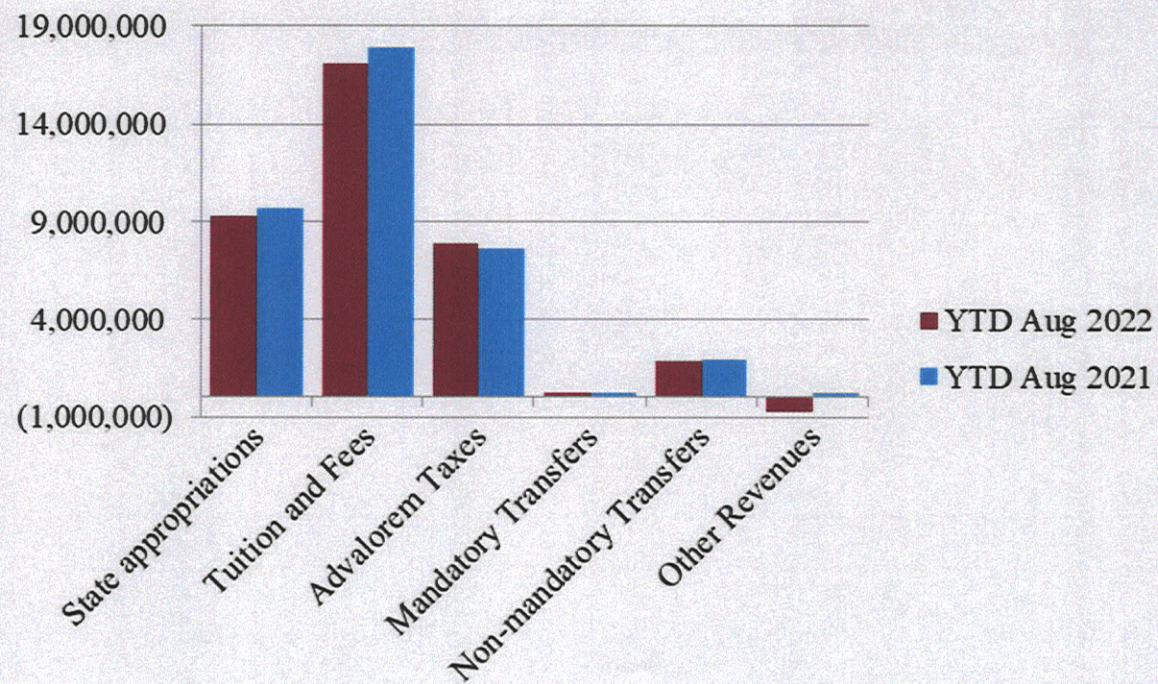
Figures are not final.



Wharton County
Junior College




Year to Date Revenues

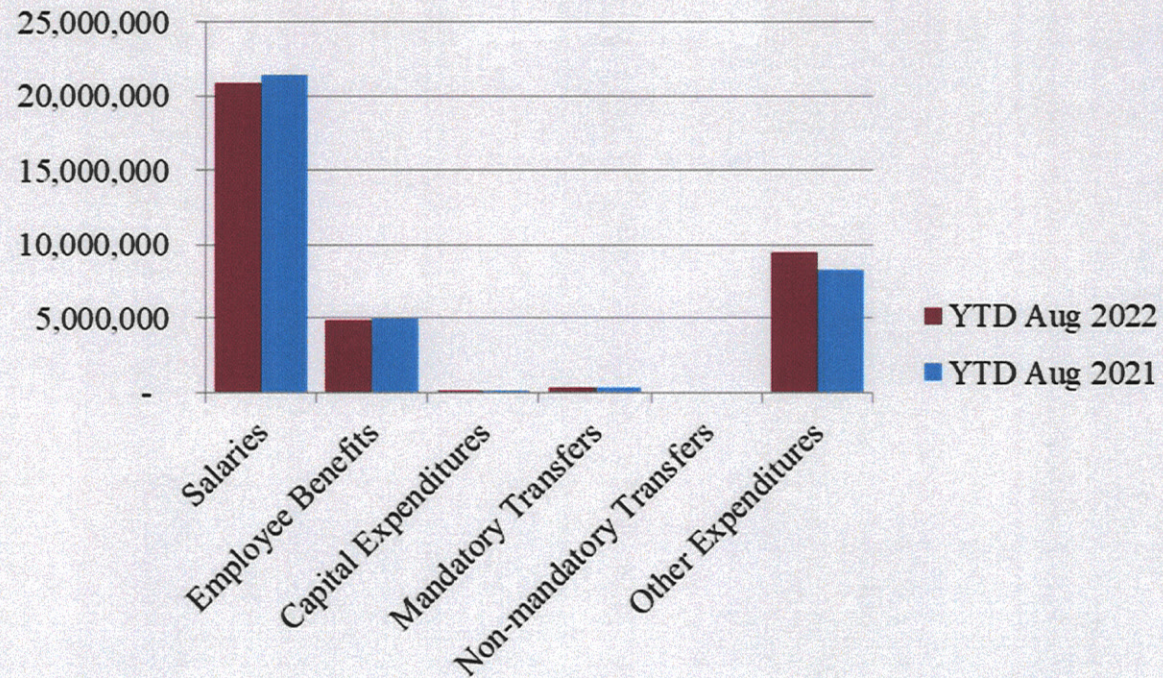




Wharton County
Junior College




Year to Date Expenses

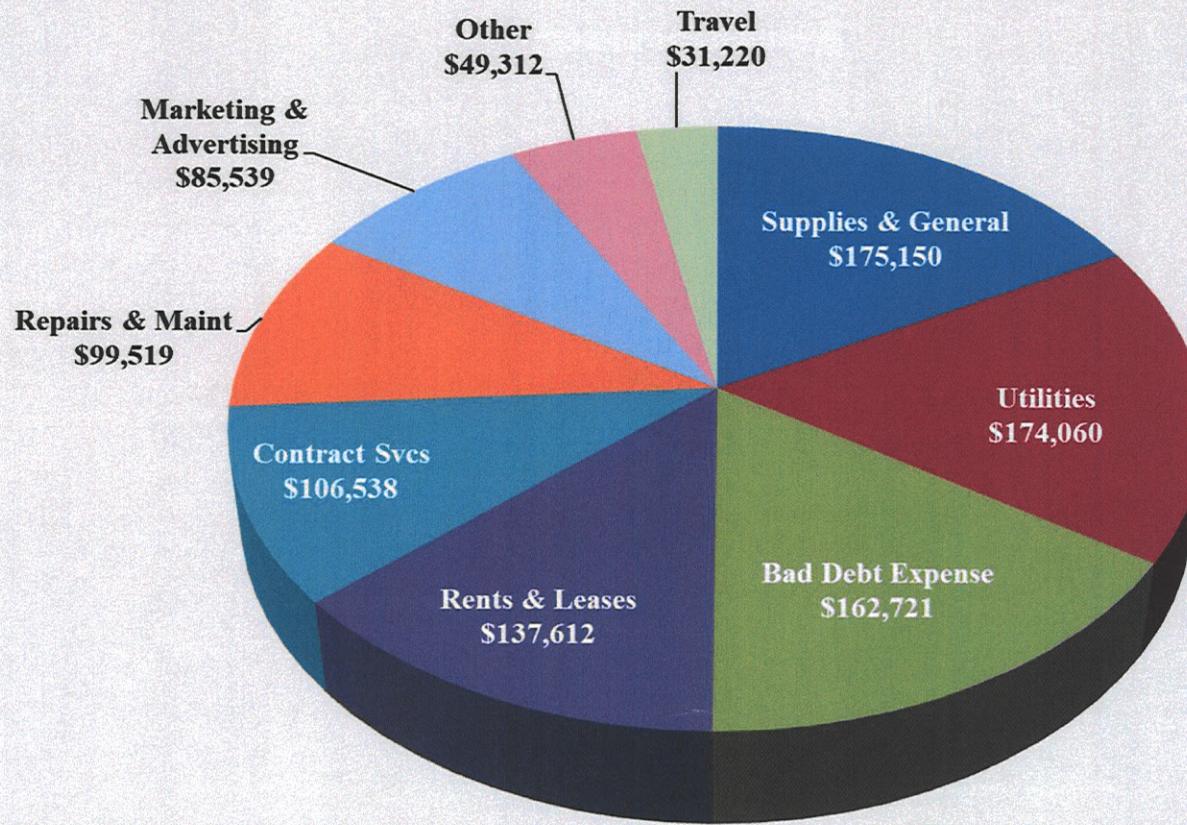




Wharton County
Junior College




Other Expenses for August





**Wharton County
Junior College**




Analysis of Student Receivable Outstanding As of August 31, 2022

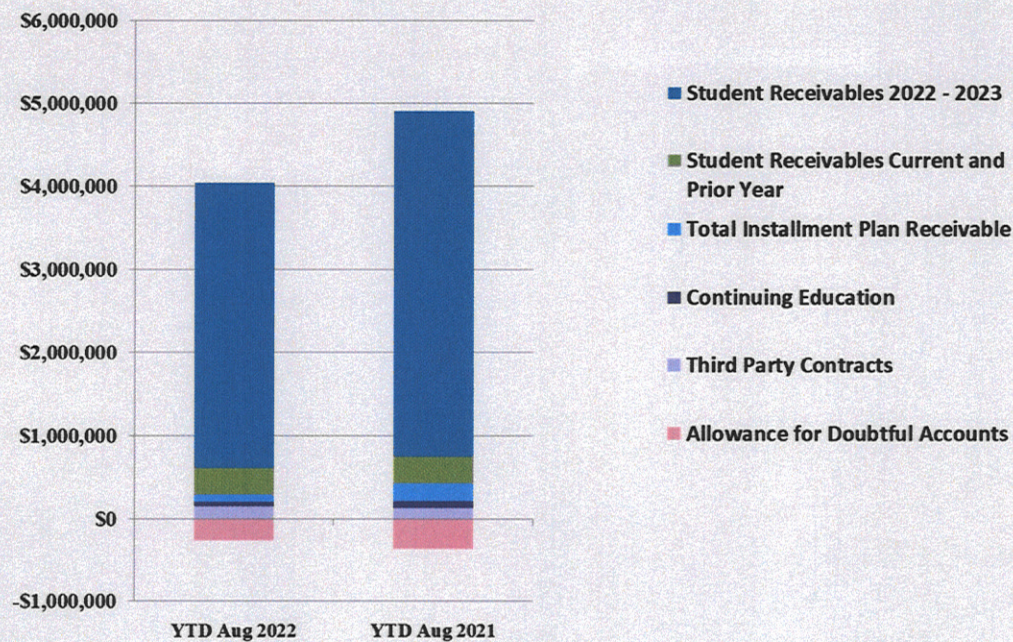
	2022	2021
Student Receivables Current and Prior Yr.	\$ 313,322.08	\$ 318,258.30
Student Receivables FY 22-23	\$ 3,426,189.98	\$ 4,153,452.10
Installment Plan Receivable Due Fall Semester	\$ 28,572.07	\$ 108,800.90
Installment Plan Receivable Due Spring Semester	56,870.92	90,041.57
Installment Plan Receivable Summer	8,652.05	11,163.20
Installment Plan Receivable Prior Years	0.00	0.00
Total Installment Plan Receivable	\$ 94,095.04	\$ 210,005.67
Third Party Contracts Receivable	\$ 161,369.50	\$ 135,436.06
Continuing Education Receivable	50,018.99	87,606.00
Allowance for Doubtful Accounts	(258,201.89)	(358,384.95)
Net Accounts Receivable	\$ 3,786,793.70	\$ 4,546,373.18



Wharton County
Junior College



AR by Category



- Decrease in Student Receivables is due to the timing of the final cancellation for non-payment
- Fall 21 was Sept. 1st
Fall 22 was Aug 31st

COMBINED BALANCE SHEET

(Funds included: GOVERNMENTAL FUND TYPES)

Governmental Fund Types

	Auxiliary Enterprise	Current Unrestricted	Restricted Funds	Current Year 2022	Prior Year 2021
ASSETS and OTHER DEBITS:					
ASSETS:					
Cash	138,666	3,098,956	834,026	4,071,649	7,092,237
Cash Investments	407,342	17,927,953	797,737	19,133,032	17,341,078
Accounts Receivable	259,501	3,827,920	5,681	4,093,102	4,858,586
Taxes Receivable		557,716	--	557,716	540,802
Local, St & Fed Agency Receivable		--	333,857	333,857	637,377
Deposits		--	--	--	--
Due From Other Funds		600,000	--	600,000	47,271
Prepaid Expense		--	--	--	39,679
Property, Plant & Equipment		--	--	--	--
Deferred Outflows		11,262,749	--	11,262,749	10,841,868
TOTAL ASSETS AND OTHER DEBITS:	805,510	37,275,293	1,971,300	40,052,104	41,398,897
Liabilities, equity and other credits					
LIABILITIES:					
Accounts Payable	3,665	402,682	113,237	519,584	1,457,050
Employee Benefits Payable	933	110,998	--	111,931	-3,391
Payroll Taxes Payable		394,029	--	394,029	17,231
Accrued Liabilities		--	--	--	--
Deferred Revenue	319,050	7,628,726	668,898	8,616,674	8,891,346
Long Term Debt		--	--	--	--
Net Pension Liability		9,228,835	--	9,228,835	9,228,835
Net OPEB Liability		29,644,663	--	29,644,663	29,644,663
Deposits Payable	67,985	14,753	--	82,738	77,363
Due To Other Funds		--	600,000	600,000	25,385
Scholarships-Designated Donations		--	121,068	121,068	110,877
Scholarships-Non-designated		--	763,741	763,741	727,218
Donatio		--	--	--	--
Deferred Inflows		9,370,516	--	9,370,516	8,868,635
TOTAL LIABILITIES:	391,633	56,795,203	2,266,943	59,453,779	59,045,211
EQUITY AND OTHER CREDITS:					
Control Accounts		--	--	--	--
Fund Balances		--	--	--	--
Prior Year Fund Balance		-19,412,977	--	-19,412,977	-19,417,360
Endowment Fund-Original		--	--	--	--
Endowment Fund-Income		--	--	--	--
FB Professional Development		--	--	--	--

REPORT FGRCOBS
COAS: W
FISCAL YEAR: 22

Wharton County Junior College
Combined Balance Sheet--All Fund Types and Account Groups
31-AUG-2022
(With comparative totals for 31-AUG-2021)
(amounts expressed in dollars)

RUN DATE: 09/13/2022
TIME: 07:52:32 AM
PAGE: 2

Governmental Fund Types

	Auxiliary Enterprise	Current Unrestricted	Restricted Funds	Current Year 2022	Prior Year 2021
EQUITY AND OTHER CREDITS:					
FB Salary Equity		--	--		
FB Capital Equipment		--	--		
FB Investment Gain And Loss		--	--		
Fund Balance Receivables		--	--	-	-
Reserved-Undesignated		--	--		
FBTC Operating Fund Balance		--	--		
Plant Fund Balance		--	--		
Bond Fund Balance		--	--		
Scholarship		--	--		
Fund Balance-Rounding Diff		--	-	-	-
Fund Balances:					
Reserve for Encumbrance	5,152	220,502	512,191	737,845	
Fund Balance	408,726	-327,434	-807,834	-726,543	1,771,046
Reserve For Operations		--	--		
TOTAL EQUITY AND OTHER CREDITS:	413,877	-19,519,909	-295,643	-19,401,675	-17,646,314
TOTAL LIABILITIES, EQUITY AND OTHER CREDITS:	805,510	37,275,293	1,971,300	40,052,104	41,398,897
=====	=====	=====	=====	=====	=====

REPORT FGRCOBS
COAS: W
FISCAL YEAR: 22

Wharton County Junior College
Combined Balance Sheet--All Fund Types and Account Groups
31-AUG-2022
(With comparative totals for 31-AUG-2021)
(amounts expressed in dollars)

RUN DATE: 09/13/2022
TIME: 07:52:32 AM
PAGE: 3

Proprietary Fund Types

	Agency Funds	Current Year 2022	Prior Year 2021
<hr/>			
ASSETS and OTHER DEBITS:			
ASSETS:			
Cash	83,423	83,423	199,344
Cash Investments	159,822	159,822	59,115
Accounts Receivable	-	-	-
Taxes Receivable			
Local, St & Fed Agency Receivable			
Deposits			
Due From Other Funds			
Prepaid Expense			
Property, Plant & Equipment			
Deferred Outflows			
TOTAL ASSETS AND OTHER DEBITS:	243,245	243,245	258,459
<hr/>			
Liabilities, equity and other credits			
LIABILITIES:			
Accounts Payable			102
Employee Benefits Payable	-	-	-
Payroll Taxes Payable			
Accrued Liabilities			
Deferred Revenue			
Long Term Debt			
Net Pension Liability			
Net OPEB Liability			
Deposits Payable	242,202	242,202	254,463
Due To Other Funds			3,894
Scholarships-Designated Donations			
Scholarships-Non-designated			
Donatio			
Deferred Inflows			
TOTAL LIABILITIES:	242,202	242,202	258,459
<hr/>			
EQUITY AND OTHER CREDITS:			
Control Accounts	1,043	1,043	
Fund Balances			
Prior Year Fund Balance			
Endowment Fund-Original			
Endowment Fund-Income			
FB Professional Development			

REPORT FGRCOBS
COAS: W
FISCAL YEAR: 22

Wharton County Junior College
Combined Balance Sheet--All Fund Types and Account Groups
31-AUG-2022
(With comparative totals for 31-AUG-2021)
(amounts expressed in dollars)

RUN DATE: 09/13/2022
TIME: 07:52:32 AM
PAGE: 4

Proprietary Fund Types

Agency Funds	Current Year 2022	Prior Year 2021
<hr/>		
EQUITY AND OTHER CREDITS:		
FB Salary Equity		
FB Capital Equipment		
FB Investment Gain And Loss		
Fund Balance Receivables		
Reserved-Undesignated		
FBTC Operating Fund Balance		
Plant Fund Balance		
Bond Fund Balance		
Scholarship		
Fund Balance-Rounding Diff		
Fund Balances:		
Reserve for Encumbrance		
Fund Balance		
Reserve For Operations		
TOTAL EQUITY AND OTHER CREDITS:	1,043	1,043
TOTAL LIABILITIES,	243,245	243,245
EQUITY AND OTHER CREDITS:		258,459
=====	=====	=====

Fiduciary Fund Types

	Endowment Funds	Quasi Endowment Fund	Current Year 2022	Prior Year 2021
<hr/>				
ASSETS and OTHER DEBITS:				
ASSETS:				
Cash	276,227	--	276,227	257,612
Cash Investments	12,442,554	--	12,442,554	13,226,486
Accounts Receivable	12,740	--	12,740	12,740
Taxes Receivable		--		
Local, St & Fed Agency Receivable		--		
Deposits		--		
Due From Other Funds		--		
Prepaid Expense		--		
Property, Plant & Equipment		--		
Deferred Outflows		--		
TOTAL ASSETS AND OTHER DEBITS:	12,731,521		12,731,521	13,496,838
<hr/>				
Liabilities, equity and other credits				
LIABILITIES:				
Accounts Payable	8,334	--	8,334	6,667
Employee Benefits Payable		--		
Payroll Taxes Payable		--		
Accrued Liabilities		--		
Deferred Revenue		--		
Long Term Debt		--		
Net Pension Liability		--		
Net OPEB Liability		--		
Deposits Payable		--		
Due To Other Funds		--		16,992
Scholarships-Designated Donations		--		
Scholarships-Non-designated		--		
Donatio		--		
Deferred Inflows		--		
TOTAL LIABILITIES:	8,334		8,334	23,660
<hr/>				
EQUITY AND OTHER CREDITS:				
Control Accounts		--		
Fund Balances		--		
Prior Year Fund Balance		--		
Endowment Fund-Original		--		
Endowment Fund-Income		--		
FB Professional Development		--		

REPORT FGRCOBS
COAS: W
FISCAL YEAR: 22

Wharton County Junior College
Combined Balance Sheet--All Fund Types and Account Groups
31-AUG-2022
(With comparative totals for 31-AUG-2021)
(amounts expressed in dollars)

RUN DATE: 09/13/2022
TIME: 07:52:32 AM
PAGE: 6

	Fiduciary Fund Types			
	Endowment Funds	Quasi Endowment Fund	Current Year 2022	Prior Year 2021
EQUITY AND OTHER CREDITS:				
FB Salary Equity		--		
FB Capital Equipment		--		
FB Investment Gain And Loss		--		
Fund Balance Receivables		--		
Reserved-Undesignated		--		
FBTC Operating Fund Balance		--		
Plant Fund Balance		--		
Bond Fund Balance		--		
Scholarship		--		
Fund Balance-Rounding Diff		--		
Fund Balances:				
Reserve for Encumbrance		--		
Fund Balance	12,723,187	--	12,723,187	13,473,178
Reserve For Operations		--		
TOTAL EQUITY AND OTHER CREDITS:	12,723,187		12,723,187	13,473,178
TOTAL LIABILITIES, EQUITY AND OTHER CREDITS:	12,731,521		12,731,521	13,496,838
	=====	=====	=====	=====

Account Groups						
	Investment in Plant Fund	Debt Retirement Bond Fund	Unexpended Plant Fund	Repair and Replacement	Current Year 2022	Prior Year 2021
ASSETS and OTHER DEBITS:						
ASSETS:						
Cash		197	-7,383,243	7,527,157	144,111	286,996
Cash Investments		386,683	9,018,438	--	9,405,121	8,824,417
Accounts Receivable		--	24,113	--	24,113	9,240
Taxes Receivable		--	--	--	--	--
Local, St & Fed Agency Receivable		--	--	--	--	--
Deposits		--	--	--	--	--
Due From Other Funds		--	--	--	--	--
Prepaid Expense		--	--	--	--	--
Property, Plant & Equipment	37,444,868	--	--	--	37,444,868	35,884,556
Deferred Outflows		--	--	--	--	--
TOTAL ASSETS AND OTHER DEBITS:	37,444,868	386,879	1,659,308	7,527,157	47,018,212	45,005,209
Liabilities, equity and other credits						
LIABILITIES:						
Accounts Payable		--	--	--	--	--
Employee Benefits Payable		--	--	--	--	--
Payroll Taxes Payable		--	--	--	--	--
Accrued Liabilities		4,746	--	--	4,746	9,292
Deferred Revenue		--	--	--	--	--
Long Term Debt	365,584	--	--	--	365,584	716,168
Net Pension Liability		--	--	--	--	--
Net OPEB Liability		--	--	--	--	--
Deposits Payable		--	--	--	--	--
Due To Other Funds		--	--	--	--	1,000
Scholarships-Designated Donations		--	--	--	--	--
Scholarships-Non-designated		--	--	--	--	--
Donatio		--	--	--	--	--
Deferred Inflows		--	--	--	--	--
TOTAL LIABILITIES:	365,584	4,746			370,330	726,459
EQUITY AND OTHER CREDITS:						
Control Accounts		--	--	--	--	--
Fund Balances		--	--	--	--	--
Prior Year Fund Balance		--	--	--	--	--
Endowment Fund-Original		--	--	--	--	--
Endowment Fund-Income		--	--	--	--	--
FB Professional Development		--	--	--	--	--

REPORT FGRCOBS
COAS: W
FISCAL YEAR: 22

Wharton County Junior College
Combined Balance Sheet--All Fund Types and Account Groups
31-AUG-2022
(With comparative totals for 31-AUG-2021)
(amounts expressed in dollars)

RUN DATE: 09/13/2022
TIME: 07:52:32 AM
PAGE: 8

	Account Groups					
	Investment in Plant Fund	Debt Retirement Bond Fund	Unexpended Plant Fund	Repair and Replacement	Current Year 2022	Prior Year 2021
EQUITY AND OTHER CREDITS:						
FB Salary Equity		--	--	--		
FB Capital Equipment	36,895,763	--	--	--	36,895,763	35,335,451
FB Investment Gain And Loss		--	--	--		
Fund Balance Receivables		--	--	--		
Reserved-Undesignated		--	--	--		
FBTC Operating Fund Balance		--	--	--		
Plant Fund Balance		--	--	--		
Bond Fund Balance		--	--	--		
Scholarship		--	--	--		
Fund Balance-Rounding Diff		--	--	--		
Fund Balances:						
Reserve for Encumbrance		--	--	--		
Fund Balance	1,930,992	382,133	596,055	6,842,940	9,752,120	8,943,298
Reserve For Operations		--	--	--		
TOTAL EQUITY AND OTHER CREDITS:	38,826,754	382,133	596,055	6,842,940	46,647,882	44,278,749
TOTAL LIABILITIES, EQUITY AND OTHER CREDITS:	39,192,338	386,879	596,055	6,842,940	47,018,212	45,005,209
=====	=====	=====	=====	=====	=====	=====

Memorandum Only

	Current Year 2022	Prior Year 2021
ASSETS and OTHER DEBITS:		
ASSETS:		
Cash	4,575,409	7,836,189
Cash Investments	41,140,529	39,451,095
Accounts Receivable	4,129,955	4,880,566
Taxes Receivable	557,716	540,802
Local, St & Fed Agency Receivable	333,857	637,377
Deposits		
Due From Other Funds	600,000	47,271
Prepaid Expense		39,679
Property, Plant & Equipment	37,444,868	35,884,556
Deferred Outflows	11,262,749	10,841,868
TOTAL ASSETS AND OTHER DEBITS:	100,045,082	100,159,402
Liabilities, equity and other credits		
LIABILITIES:		
Accounts Payable	527,918	1,463,819
Employee Benefits Payable	111,931	-3,391
Payroll Taxes Payable	394,029	17,231
Accrued Liabilities	4,746	9,292
Deferred Revenue	8,616,674	8,891,346
Long Term Debt	365,584	716,168
Net Pension Liability	9,228,835	9,228,835
Net OPEB Liability	29,644,663	29,644,663
Deposits Payable	324,940	331,826
Due To Other Funds	600,000	47,271
Scholarships-Designated Donations	121,068	110,877
Scholarships-Non-designated	763,741	727,218
Donatio		
Deferred Inflows	9,370,516	8,868,635
TOTAL LIABILITIES:	60,074,645	60,053,789
EQUITY AND OTHER CREDITS:		
Control Accounts	1,043	
Fund Balances		
Prior Year Fund Balance	-19,412,977	-19,417,360
Endowment Fund-Original		
Endowment Fund-Income		
FB Professional Development		
FB Salary Equity		
FB Capital Equipment	36,895,763	35,335,451
FB Investment Gain And Loss		
Fund Balance Receivables	-	-

REPORT FGRCOBS
COAS: W
FISCAL YEAR: 22

Wharton County Junior College
Combined Balance Sheet--All Fund Types and Account Groups
31-AUG-2022
(With comparative totals for 31-AUG-2021)
(amounts expressed in dollars)

RUN DATE: 09/13/2022
TIME: 07:52:32 AM
PAGE: 10

Memorandum Only

	Current Year 2022	Prior Year 2021
Reserved-Undesignated		
FBTC Operating Fund Balance		
Plant Fund Balance		
Bond Fund Balance		
Scholarship		
Fund Balance-Rounding Diff	-	-
Fund Balances:		
Reserve for Encumbrance	737,845	
Fund Balance	21,748,764	24,187,523
Reserve For Operations		
TOTAL EQUITY AND OTHER CREDITS:	39,970,436	40,105,614
TOTAL LIABILITIES, EQUITY AND OTHER CREDITS:	100,045,082	100,159,402
	=====	=====