

# Lincoln Elem School

Primary School (K/PK-5)

511 Park Ave, River Forest, IL 60305



Very Strong   Strong   Neutral  
 Weak   Very Weak    No Data  
 Low Response/Not Applicable

## For 2023, Lincoln Elem School is well-organized for improvement

The overall performance score is comprised of each of the 5Essentials scores. Schools that are at or above benchmark on 3 or more essentials are 10 times more likely to improve than schools that are below the benchmark.

[About the Survey](#)

### THE 5ESSENTIALS

**How is Lincoln Elem School performing on each of the 5Essentials?**

### ALL MEASURES

**How is Lincoln Elem School performing across all measures?**

## Survey Response Rates for Lincoln Elem School

Respondent	Response Rate	(Illinois)
Students	99.9%	(86.1%)
Teachers	70.7%	(75.6%)

Parents

26.1%

(18.6%)



Very Strong   Strong   Neutral  
Weak   Very Weak    No Data  
Low Response/Not Applicable

For 2023, Lincoln Elem School is well-organized for improvement

THE 5ESSENTIALS

How is Lincoln Elem School performing on each of the 5Essentials?

ALL MEASURES

How is Lincoln Elem School performing across all measures?

[Survey Response Rates](#)

[Dashboard Summary](#)



## Lincoln Elem School Dashboard Summary

Overall in 2023, Lincoln Elem School is **well-organized** for improvement.

The overall performance score is comprised of each of the 5Essentials scores. Schools that are at or above benchmark on 3 or more essentials are 10 times more likely to improve than schools that are below the benchmark.

### Where is Lincoln Elem School performing the highest?



<a href="#">Peer Support for Academic Work</a>	99
<a href="#">Teacher-Parent Trust</a>	85
<a href="#">Parent Involvement in School</a>	84
<a href="#">Quality of Student Discussion</a>	82
<a href="#">Math Instruction</a>	79

### What has improved most for Lincoln Elem School?



<a href="#">English Instruction</a>	62 + 57
<a href="#">Collaborative Practices</a>	54 + 40
<a href="#">Teacher-Parent Trust</a>	45 + 37
<a href="#">Quality Professional Development</a>	42 + 33
<a href="#">Math Instruction</a>	39 + 28

### Where is Lincoln Elem School performing the lowest?



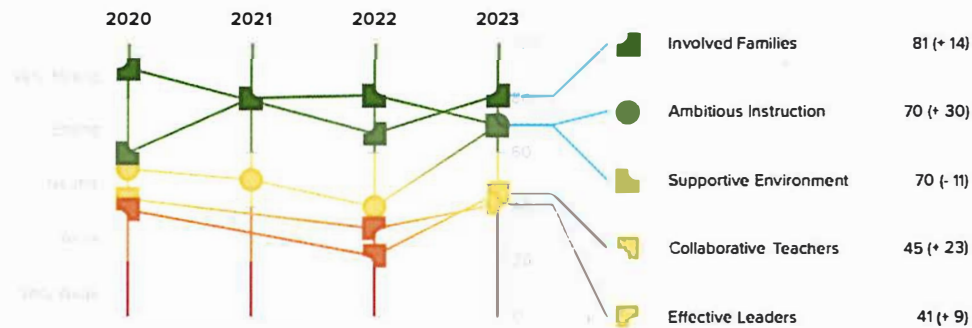
<a href="#">Instructional Leadership</a>	30
<a href="#">Program Coherence</a>	33
<a href="#">Collective Responsibility</a>	34
<a href="#">Teacher Influence</a>	38
<a href="#">Quality Professional Development</a>	42

### What has decreased most for Lincoln Elem School?



<a href="#">Safety</a>	- 34
<a href="#">Student-Teacher Trust</a>	- 27
<a href="#">Parent Influence on Decision Making in Schools</a>	- 7
<a href="#">Academic Personalism</a>	- 5

### Essential Performance Trends



All Measures

5Essentials

DATA RANGE

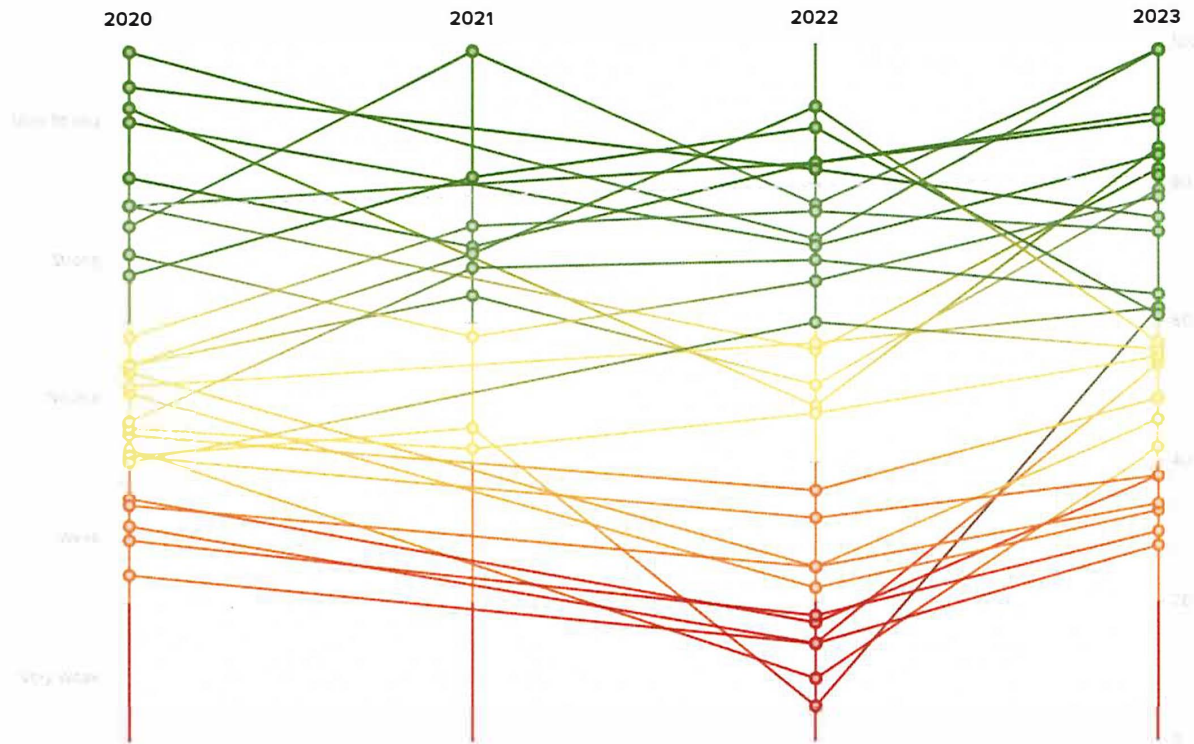
- 1 Year Performance
- 2 Year Change
- All Year Trends**

FILTERS

- Highest Performing Measures
- Lowest Performing Measures
- Most Improved Measures
- Most Declined Measures

Filter by Measure Group

How has performance changed across all surveys?





Lincoln Elem School

Overall: Well-Organized

All Measures

5Essentials

DATA RANGE

1 Year Performance

2 Year Change

All Year Trends

FILTERS



Highest Performing Measures

Lowest Performing Measures

Filter by Measure Group

## How is Lincoln Elem School performing on all measures?

2023 Measures	Performance	Essential
Peer Support for Academic Work	99 Very Strong	Supportive Environment
Socialization of New Teachers	99 Very Strong	Supplemental Measures
Student Responsibility	90 Very Strong	Supplemental Measures
Rigorous Study Habits	89 Very Strong	Supplemental Measures
Teacher-Parent Trust	85 Very Strong	Involved Families
Parent Involvement in School	84 Very Strong	Involved Families
Quality of Student Discussion	82 Very Strong	Ambitious Instruction
Classroom Disruptions	81 Very Strong	Supplemental Measures
Math Instruction	79 Strong	Ambitious Instruction
Academic Engagement	78 Strong	Supplemental Measures

Parent Influence on Decision Making in Schools	75 <b>Strong</b>	 Involved Families
Classroom Rigor	73 <b>Strong</b>	 Supplemental Measures
Academic Personalism	64 <b>Strong</b>	 Supportive Environment
English Instruction	62 <b>Strong</b>	 Ambitious Instruction
Teacher-Principal Trust	62 <b>Strong</b>	 Effective Leaders
Student-Teacher Trust	61 <b>Strong</b>	 Supportive Environment
Safety	57 <b>Neutral</b>	 Supportive Environment
Teacher Safety	56 <b>Neutral</b>	 Supplemental Measures
Academic Press	55 <b>Neutral</b>	 Ambitious Instruction
Collaborative Practices	54 <b>Neutral</b>	 Collaborative Teachers
Teacher-Teacher Trust	49 <b>Neutral</b>	 Collaborative Teachers
School Commitment	46 <b>Neutral</b>	 Collaborative Teachers
Quality Professional Development	42 <b>Neutral</b>	 Collaborative Teachers
Innovation	38 <b>Weak</b>	 Supplemental Measures
Teacher Influence	38 <b>Weak</b>	 Effective Leaders

Collective Responsibility	34 <b>Weak</b>	 Collaborative Teachers
Program Coherence	33 <b>Weak</b>	 Effective Leaders
Instructional Leadership	30 <b>Weak</b>	 Effective Leaders
Reflective Dialogue	28 <b>Weak</b>	 Supplemental Measures
Course Clarity	<b>Low Resp Or N/A</b>	 Supplemental Measures
Human & Social Resources in the Community	<b>Low Resp Or N/A</b>	 Supplemental Measures
Inquiry-Based Science Instruction	<b>Low Resp Or N/A</b>	 Supplemental Measures
Parent Supportiveness	<b>Low Resp Or N/A</b>	 Supplemental Measures
Student Peer Relationships	<b>Low Resp Or N/A</b>	 Supplemental Measures



# Lincoln Elem School 2023 5Essentials Report

The 5Essentials School Reports for the State of Illinois are derived from 20 years of research on improving schools. The raw data for these reports are based on a comprehensive core of more than 80 student and 150 teacher questions compiled into 22 measures of school climate and practice and formed into five essentials. As measured by the Illinois 5Essentials Survey, those five essentials are leading indicators of school improvement. The power of 5Essentials comes from their prediction of school success, the intuitiveness of the overall framework components (Instruction, Environment, Leaders, Teachers, and Families), and the reliability of the survey measures.

As detailed in the seminal book, *Organizing Schools for Improvement: Lessons from Chicago*, UEI researchers determined that there are five essential supports for school success. These "5Essentials" detail the perspectives and processes central to the delivery and support of student learning.

The 5Essentials framework as measured by our survey instruments is a leading indicator of school performance now and predictive of the future. Data from over 650 schools (elementary and high schools) have found our survey measures to predict many aspects of student and school success, before and after controlling for school type, demographic composition, test scores, and socio-economic status. Our principal indication of the power of the 5Essentials is that University of Chicago analysis of two natural experiments spanning a total of 15 years each found that they mattered considerably: Schools strong in 3-5 Essentials were 10 times more likely to improve student learning substantially compared to schools weak in 3-5 Essentials. This evidence came from over 400 elementary schools representing the best and worst in Illinois. Following those natural experiments, we have found our survey measures reliably predict school success on a variety of outcomes for both high school and elementary schools, including:

- ITBS improvement
- ISAT value-add
- EXPLORE to ACT gains
- EXPLORE to PLAN gains
- PLAN to ACT gains
- Attendance rates
- College enrollment
- High school graduation
- Freshman grades
- Teacher mobility
- Grades in college-preparatory classes

References:

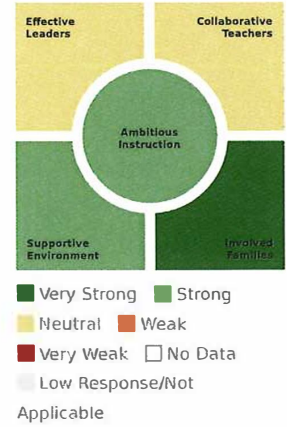
(Bryk, et al. 2010)(Selected by Education Next as one of the best education books of the decade: <http://educationnext.org/the-best-books-of-the-past-decade-according-to-ed-next-readers/>)  
(Bryk, et al. 2010); (Easton, Ponisciak and Luppescu 2008); (Easton, Ponisciak and Luppescu 2008); (Allensworth, Correa and Ponisciak 2008); (Bryk, et al. 2010); (Roderick, Nagaoka, et al. 2008); (Allensworth and Easton 2007); (Allensworth and Easton 2007); (Allensworth, Ponisciak and Mazzeo 2009); (Allensworth, Nomi, et al. 2009); (Montgomery, Allensworth and Correa 2010)

## Table of Contents: Essentials Report

Overall	2
Involved Families	3
Ambitious Instruction	4
Supportive Environment	5
Collaborative Teachers	6
Effective Leaders	7

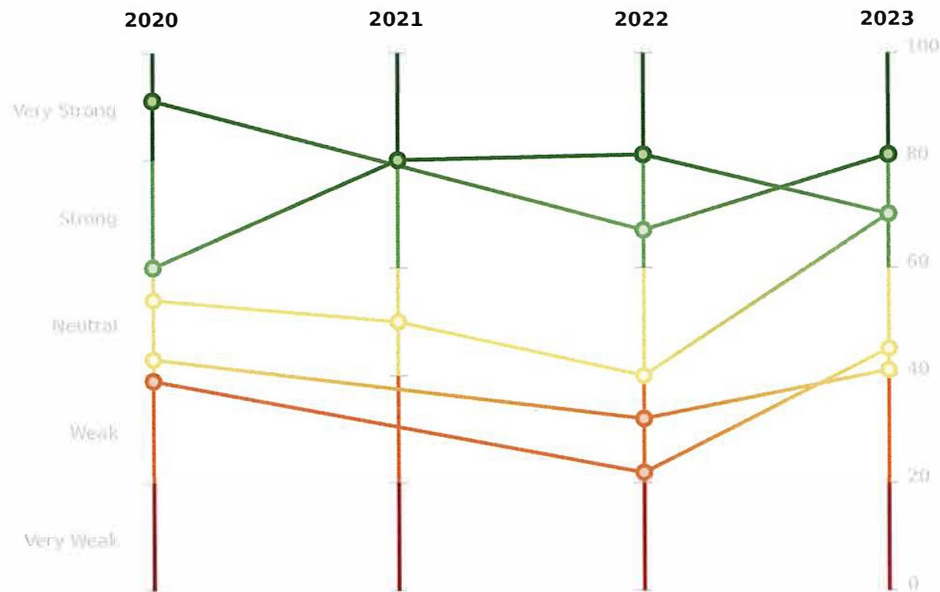


Overall, Lincoln Elem School is well-organized for improvement.



## The 5Essentials

How is Lincoln Elem School performing on each of the 5Essentials in 2023?



Essentials	Performance Across Years				
	2020	2021	2022	2023	
Involved Families	91	N/A	67	81	<b>Very Strong</b>
Ambitious Instruction	54	50	40	70	<b>Strong</b>
Supportive Environment	60	80	81	70	<b>Strong</b>
Collaborative Teachers	39	N/A	22	45	<b>Neutral</b>
Effective Leaders	43	N/A	32	41	<b>Neutral</b>

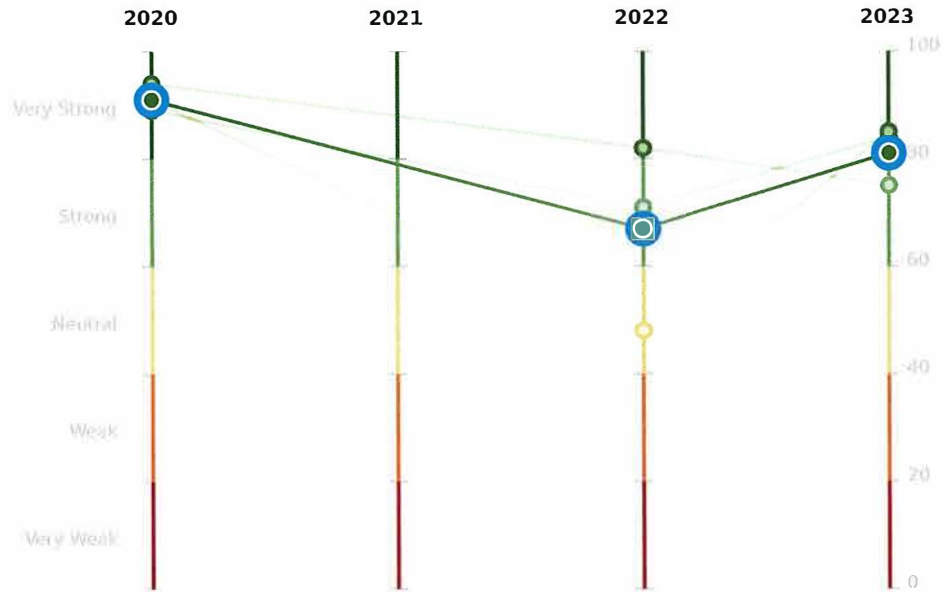
# Involved Families

## How is Lincoln Elem School performing on Involved Families?

In schools with Involved Families, the entire staff builds strong external relationships. Such schools:

- see parents as partners in helping students learn,
- value parents' input and participation in advancing the school's mission, and
- support efforts to strengthen its students' community resources.

### Performance on essential and its underlying measures



Measures	Performance Across Years				Respondent
	2020	2021	2022	2023	
Teacher-Parent Trust	91	N/A	48	85	Teacher
Parent Involvement in School	89	N/A	71	84	Teacher
Parent Influence on Decision Making in Schools	94	N/A	82	75	Teacher

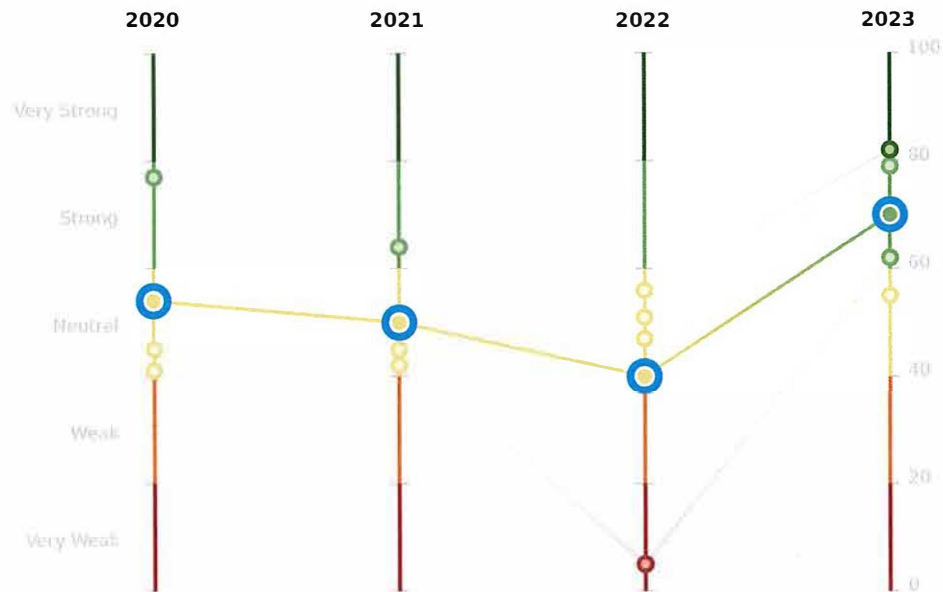
# Ambitious Instruction

## How is Lincoln Elem School performing on Ambitious Instruction?

In schools with strong Ambitious Instruction, classes are challenging and engaging. The instruction is clear, well-structured, and encourages students to build and apply knowledge. When combined with a supportive environment, Ambitious Instruction has the most direct effect on student learning. It is:

- well-defined with clear expectations for student success,
- interactive and encourages students to build and apply knowledge,
- well-paced (not measured), and
- aligned across grades (not measured).

### Performance on essential and its underlying measures



Measures	Performance Across Years				Respondent
	2020	2021	2022	2023	
Quality of Student Discussion	77	N/A	56	82	Teacher
Math Instruction	54	64	51	79	Student
English Instruction	41	45	5	62	Student
Academic Press	45	42	47	55	Student

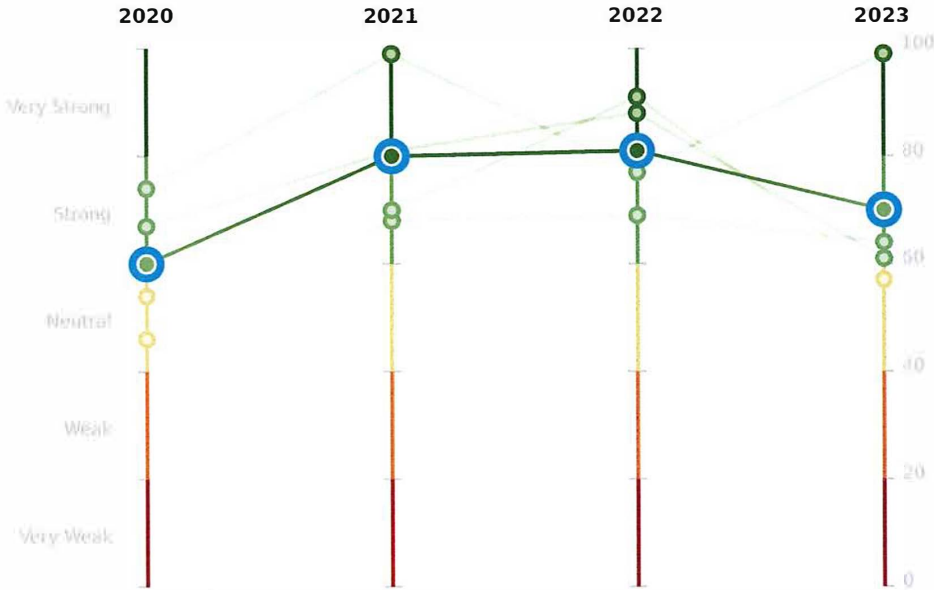
# Supportive Environment

## How is Lincoln Elem School performing on Supportive Environment?

In schools with a Supportive Environment, the school is safe, demanding, and supportive. In such schools:

- students feel safe in and around the school,
- they find teachers trust-worthy and responsive to their academic needs,
- all students value hard work, and
- teachers push all students toward high academic performance.

### Performance on essential and its underlying measures



Measures	Performance Across Years				Respondent
	2020	2021	2022	2023	
Peer Support for Academic Work	74	99	77	99	Student
Academic Personalism	46	68	69	64	Student
Student-Teacher Trust	67	81	88	61	Student
Safety	54	70	91	57	Student



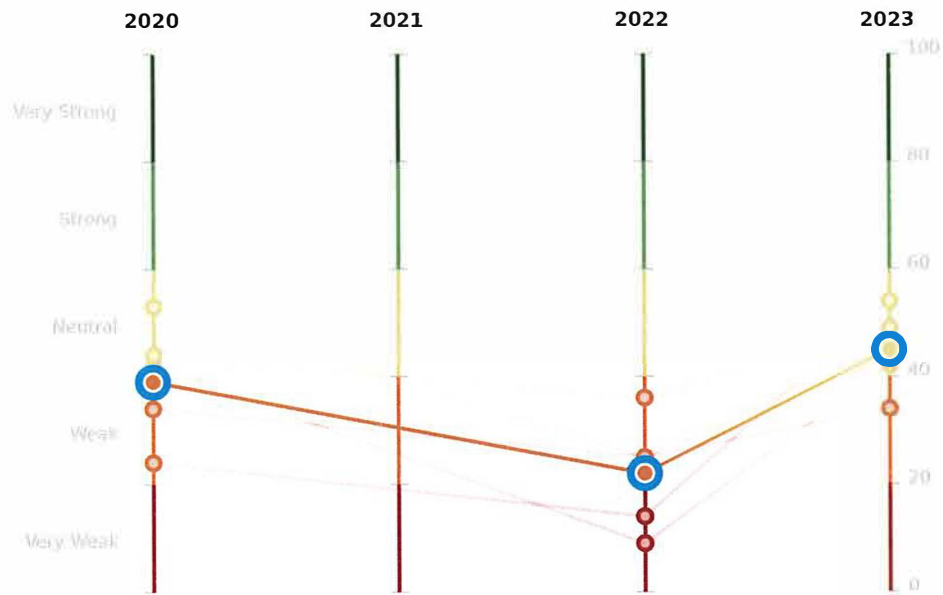
# Collaborative Teachers

## How is Lincoln Elem School performing on Collaborative Teachers?

In schools with strong Collaborative Teachers, all teachers collaborate to promote professional growth. In such schools, teachers are:

- active partners in school improvement,
- committed to the school, and
- focused on professional development.

### Performance on essential and its underlying measures



Measures	Performance Across Years				Respondent
	2020	2021	2022	2023	
Collaborative Practices	24	N/A	14	54	Teacher
Teacher-Teacher Trust	44	N/A	36	49	Teacher
School Commitment	53	N/A	25	46	Teacher
Quality Professional Development	42	N/A	9	42	Teacher
Collective Responsibility	34	N/A	25	34	Teacher

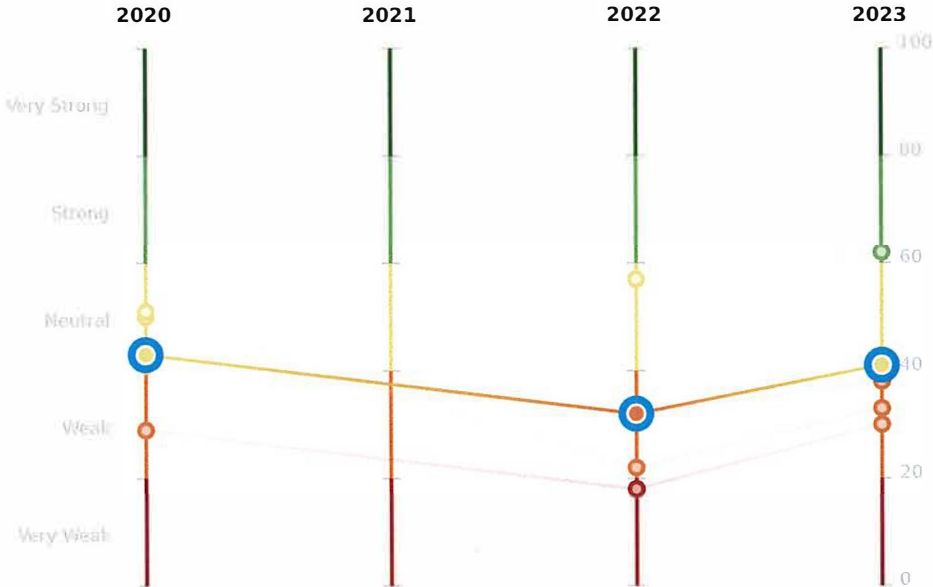
# Effective Leaders

## How is Lincoln Elem School performing on Effective Leaders?

In schools with Effective Leaders, principals and teachers work together to implement a shared vision. In such schools, people, programs, and resources are focused on a vision for sustained improvement. Leaders:

- practice shared leadership,
- set high goals for quality instruction,
- maintain mutually trusting and respectful relationships,
- support professional advancement for faculty and staff, and
- manage resources for sustained program improvement (not measured).

### Performance on essential and its underlying measures



Measures	Performance Across Years				Respondent
	2020	2021	2022	2023	
Teacher-Principal Trust	51	N/A	57	62	Teacher
Teacher Influence	41	N/A	32	38	Teacher
Program Coherence	50	N/A	22	33	Teacher
Instructional Leadership	29	N/A	18	30	Teacher

# Roosevelt School

Middle School (6-8)

7560 Oak Ave, River Forest, IL 60305



Very Strong   Strong   Neutral  
 Weak   Very Weak    No Data  
 Low Response/Not Applicable

## For 2023, Roosevelt School is partially organized for improvement

The overall performance score is comprised of each of the 5Essentials scores. Schools that are at or above benchmark on 3 or more essentials are 10 times more likely to improve than schools that are below the benchmark.

[About the Survey](#)

### THE 5ESSENTIALS

How is Roosevelt School performing on each of the 5Essentials?

### ALL MEASURES

How is Roosevelt School performing across all measures?

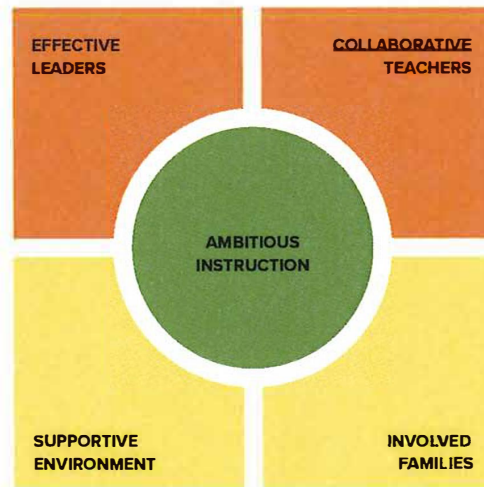
## Survey Response Rates for Roosevelt School

Respondent	Response Rate	(Illinois)
Students	90.5%	(86.1%)
Teachers	61.0%	(75.6%)

Parents

8.6%

(18.6%)



Very Strong    Strong    Neutral  
Weak    Very Weak     No Data  
Low Response/Not Applicable

For 2023, Roosevelt School is partially organized for improvement

THE 5ESSENTIALS

How is Roosevelt School performing on each of the 5Essentials?

ALL MEASURES

How is Roosevelt School performing across all measures?

[Survey Response Rates](#)

[Dashboard Summary](#)





## Roosevelt School Dashboard Summary

Overall in 2023, Roosevelt School is **partially organized** for improvement.

The overall performance score is comprised of each of the 5Essentials scores. Schools that are at or above benchmark on 3 or more essentials are 10 times more likely to improve than schools that are below the benchmark.

### Where is Roosevelt School performing the highest?

- [Math Instruction](#) 87
- [English Instruction](#) 72
- [Academic Press](#) 71
- [Parent Influence on Decision Making in Schools](#) 69
- [Quality of Student Discussion](#) 68



### What has improved most for Roosevelt School?

- [Academic Personalism](#) +3
- [English Instruction](#) +2



### Where is Roosevelt School performing the lowest?

- [Instructional Leadership](#) 7
- [Quality Professional Development](#) 23
- [School Commitment](#) 30
- [Collaborative Practices](#) 31
- [Program Coherence](#) 35

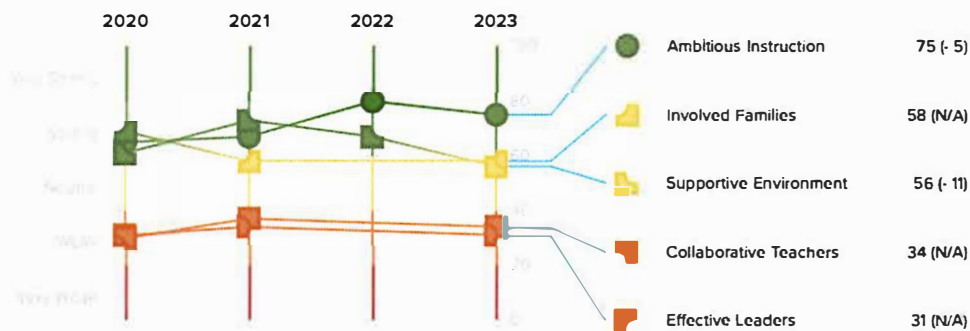


### What has decreased most for Roosevelt School?

- [Safety](#) -25
- [Peer Support for Academic Work](#) -12
- [Student-Teacher Trust](#) -10
- [Academic Press](#) -7
- [Math Instruction](#) -6



### Essential Performance Trends



All Measures

5Essentials

DATA RANGE

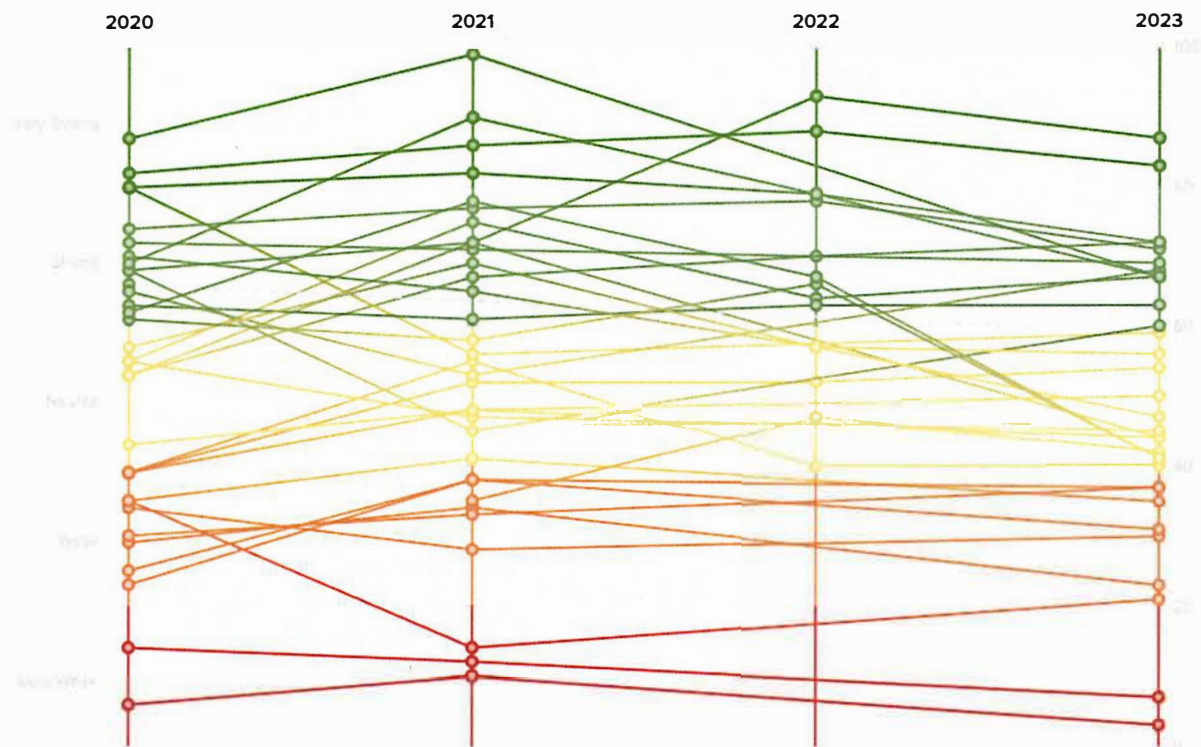
- 1 Year Performance
- 2 Year Change
- All Year Trends

FILTERS

- Highest Performing Measures
- Lowest Performing Measures
- Most Improved Measures
- Most Declined Measures

Filter by Measure Group

How has performance changed across all surveys?



All Measures

5Essentials

**DATA RANGE**

1 Year Performance

2 Year Change

All Year Trends

**FILTERS**




Highest Performing Measures

Lowest Performing Measures


Filter by Measure Group

## How is Roosevelt School performing on all measures?



Academic Engagement	63 <b>Strong</b>	 Supplemental Measures
Student Responsibility	60 <b>Strong</b>	 Supplemental Measures
Classroom Disruptions	59 <b>Neutral</b>	 Supplemental Measures
Teacher-Parent Trust	59 <b>Neutral</b>	 Involved Families
Rigorous Study Habits	56 <b>Neutral</b>	 Supplemental Measures
Classroom Rigor	54 <b>Neutral</b>	 Supplemental Measures
Teacher-Teacher Trust	50 <b>Neutral</b>	 Collaborative Teachers
Student-Teacher Trust	47 <b>Neutral</b>	 Supportive Environment
Parent Involvement in School	45 <b>Neutral</b>	 Involved Families
Teacher Influence	44 <b>Neutral</b>	 Effective Leaders
Teacher Safety	44 <b>Neutral</b>	 Supplemental Measures
Parent Supportiveness	42 <b>Neutral</b>	 Supplemental Measures
Safety	41 <b>Neutral</b>	 Supportive Environment
Student Peer Relationships	41 <b>Neutral</b>	 Supplemental Measures
Course Clarity	40 <b>Neutral</b>	 Supplemental Measures
Collective Responsibility	37 <b>Weak</b>	 Collaborative Teachers

Teacher-Principal Trust	37 Weak	 Effective Leaders
Program Coherence	35 Weak	 Effective Leaders
Collaborative Practices	31 Weak	 Collaborative Teachers
School Commitment	30 Weak	 Collaborative Teachers
Quality Professional Development	23 Weak	 Collaborative Teachers
Reflective Dialogue	21 Weak	 Supplemental Measures
Instructional Leadership	7 Very Weak	 Effective Leaders
Innovation	3 Very Weak	 Supplemental Measures



# Roosevelt School

## 2023 5Essentials Report

The 5Essentials School Reports for the State of Illinois are derived from 20 years of research on improving schools. The raw data for these reports are based on a comprehensive core of more than 80 student and 150 teacher questions compiled into 22 measures of school climate and practice and formed into five essentials. As measured by the Illinois 5Essentials Survey, those five essentials are leading indicators of school improvement. The power of 5Essentials comes from their prediction of school success, the intuitiveness of the overall framework components (Instruction, Environment, Leaders, Teachers, and Families), and the reliability of the survey measures.

As detailed in the seminal book, *Organizing Schools for Improvement: Lessons from Chicago*, UEI researchers determined that there are five essential supports for school success. These “5Essentials” detail the perspectives and processes central to the delivery and support of student learning.

The 5Essentials framework as measured by our survey instruments is a leading indicator of school performance now and predictive of the future. Data from over 650 schools (elementary and high schools) have found our survey measures to predict many aspects of student and school success, before and after controlling for school type, demographic composition, test scores, and socio-economic status. Our principal indication of the power of the 5Essentials is that University of Chicago analysis of two natural experiments spanning a total of 15 years each found that they mattered considerably: Schools strong in 3-5 Essentials were 10 times more likely to improve student learning substantially compared to schools weak in 3-5 Essentials. This evidence came from over 400 elementary schools representing the best and worst in Illinois. Following those natural experiments, we have found our survey measures reliably predict school success on a variety of outcomes for both high school and elementary schools, including:

- ITBS improvement
- ISAT value-add
- EXPLORE to ACT gains
- EXPLORE to PLAN gains
- PLAN to ACT gains
- Attendance rates
- College enrollment
- High school graduation
- Freshman grades
- Teacher mobility
- Grades in college-preparatory classes

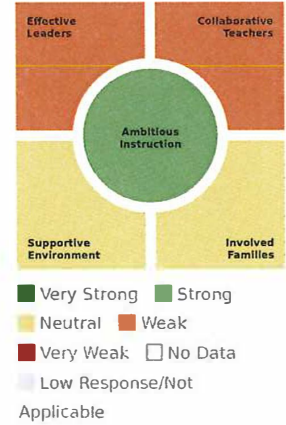
#### References:

(Bryk, et al. 2010)(Selected by Education Next as one of the best education books of the decade: <http://educationnext.org/the-best-books-of-the-past-decade-according-to-ed-next-readers/>)  
(Bryk, et al. 2010); (Easton, Ponisciak and Luppescu 2008); (Easton, Ponisciak and Luppescu 2008); (Allensworth, Correa and Ponisciak 2008); (Bryk, et al. 2010); (Roderick, Nagaoka, et al. 2008); (Allensworth and Easton 2007); (Allensworth and Easton 2007); (Allensworth, Ponisciak and Mazzeo 2009); (Allensworth, Nomi, et al. 2009); (Montgomery, Allensworth and Correa 2010)

## Table of Contents: Essentials Report

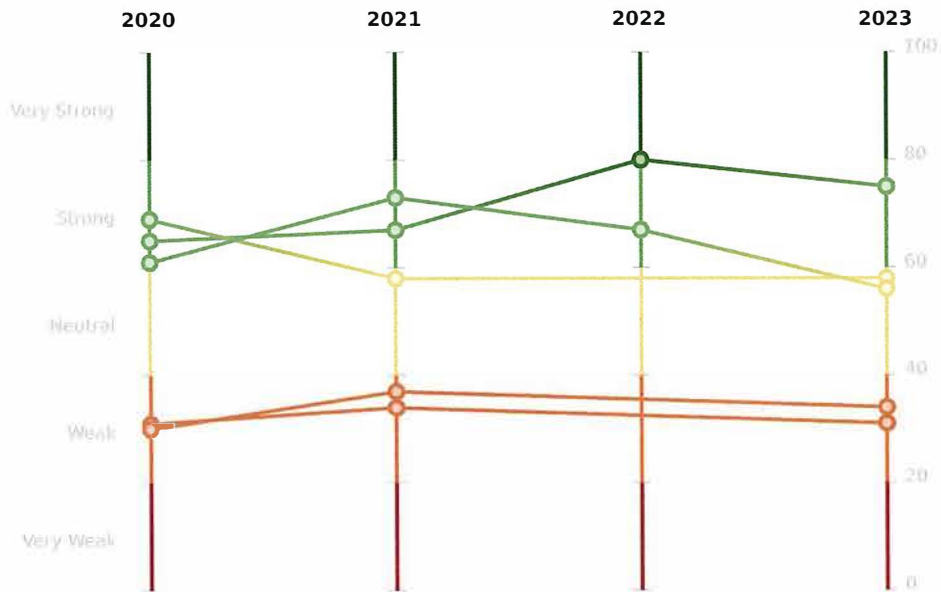
Overall	2
Ambitious Instruction	3
Involved Families	4
Supportive Environment	5
Collaborative Teachers	6
Effective Leaders	7

Overall, Roosevelt School is **partially organized** for improvement.



## The 5Essentials

How is Roosevelt School performing on each of the 5Essentials in 2023?



Essentials	Performance Across Years				
	2020	2021	2022	2023	
Ambitious Instruction	65	67	80	75	Strong
Involved Families	69	58	N/A	58	Neutral
Supportive Environment	61	73	67	56	Neutral
Collaborative Teachers	30	37	N/A	34	Weak
Effective Leaders	31	34	N/A	31	Weak

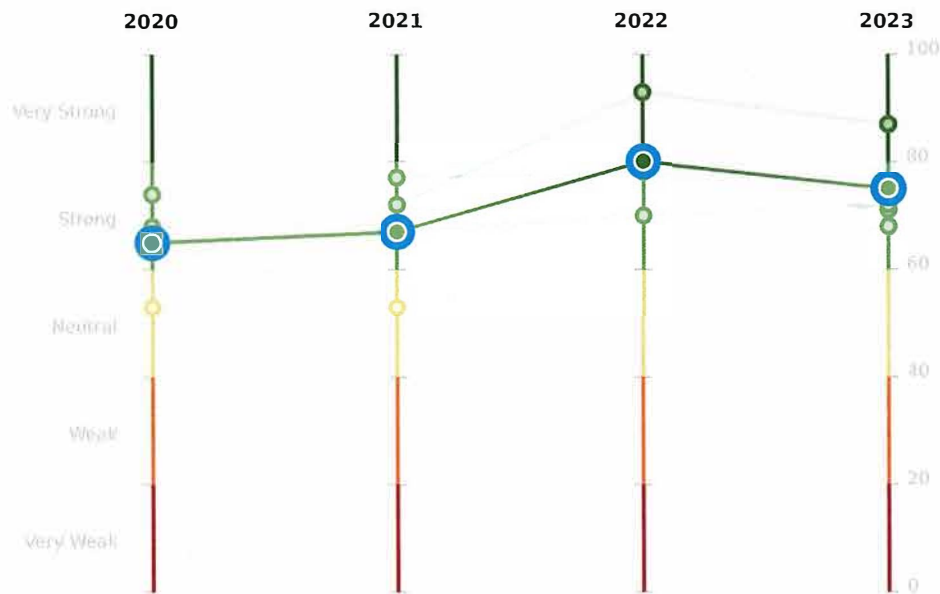
# Ambitious Instruction

## How is Roosevelt School performing on Ambitious Instruction?

In schools with strong Ambitious Instruction, classes are challenging and engaging. The instruction is clear, well-structured, and encourages students to build and apply knowledge. When combined with a supportive environment, Ambitious Instruction has the most direct effect on student learning. It is:

- well-defined with clear expectations for student success,
- interactive and encourages students to build and apply knowledge,
- well-paced (not measured), and
- aligned across grades (not measured).

### Performance on essential and its underlying measures



Measures	Performance Across Years				Respondent
	2020	2021	2022	2023	
Math Instruction	68	72	93	87	Student
English Instruction	53	67	70	72	Student
Academic Press	74	77	78	71	Student
Quality of Student Discussion	65	53	N/A	68	Teacher



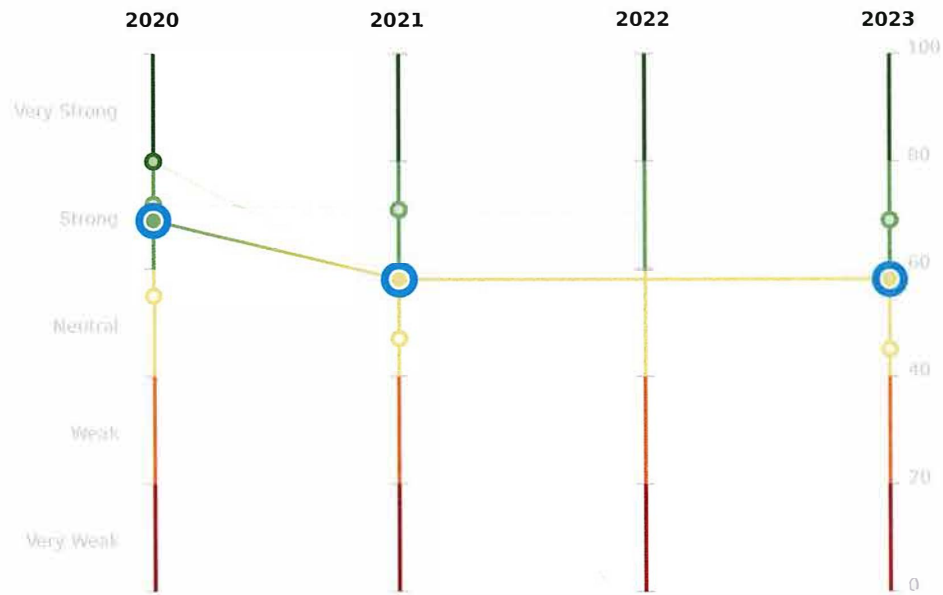
# Involved Families

## How is Roosevelt School performing on Involved Families?

In schools with Involved Families, the entire staff builds strong external relationships. Such schools:

- see parents as partners in helping students learn,
- value parents' input and participation in advancing the school's mission, and
- support efforts to strengthen its students' community resources.

### Performance on essential and its underlying measures



Measures	Performance Across Years				Respondent
	2020	2021	2022	2023	
Parent Influence on Decision Making in Schools	72	71	N/A	69	Teacher
Teacher-Parent Trust	80	56	N/A	59	Teacher
Parent Involvement in School	55	47	N/A	45	Teacher

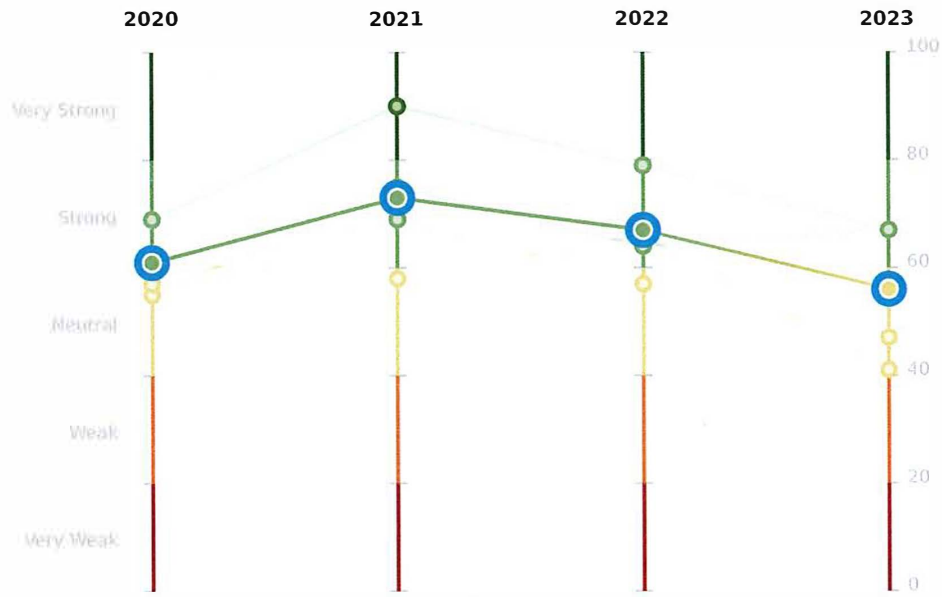
# Supportive Environment

## How is Roosevelt School performing on Supportive Environment?

In schools with a Supportive Environment, the school is safe, demanding, and supportive. In such schools:

- students feel safe in and around the school,
- they find teachers trust-worthy and responsive to their academic needs,
- all students value hard work, and
- teachers push all students toward high academic performance.

### Performance on essential and its underlying measures



Measures	Performance Across Years				Respondent
	2020	2021	2022	2023	
Academic Personalism	55	75	64	67	Student
Peer Support for Academic Work	69	90	79	67	Student
Student-Teacher Trust	57	69	57	47	Student
Safety	61	58	66	41	Student

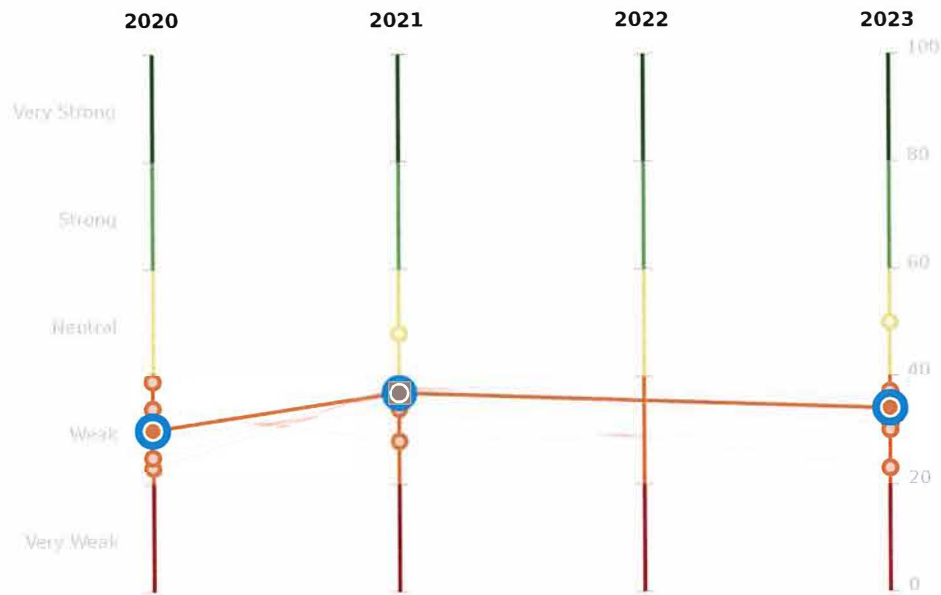
# Collaborative Teachers

## How is Roosevelt School performing on Collaborative Teachers?

In schools with strong Collaborative Teachers, all teachers collaborate to promote professional growth. In such schools, teachers are:

- active partners in school improvement,
- committed to the school, and
- focused on professional development.

### Performance on essential and its underlying measures



Measures	Performance Across Years				Respondent
	2020	2021	2022	2023	
Teacher-Teacher Trust	39	48	N/A	50	Teacher
Collective Responsibility	25	38	N/A	37	Teacher
Collaborative Practices	23	38	N/A	31	Teacher
School Commitment	34	28	N/A	30	Teacher
Quality Professional Development	29	34	N/A	23	Teacher



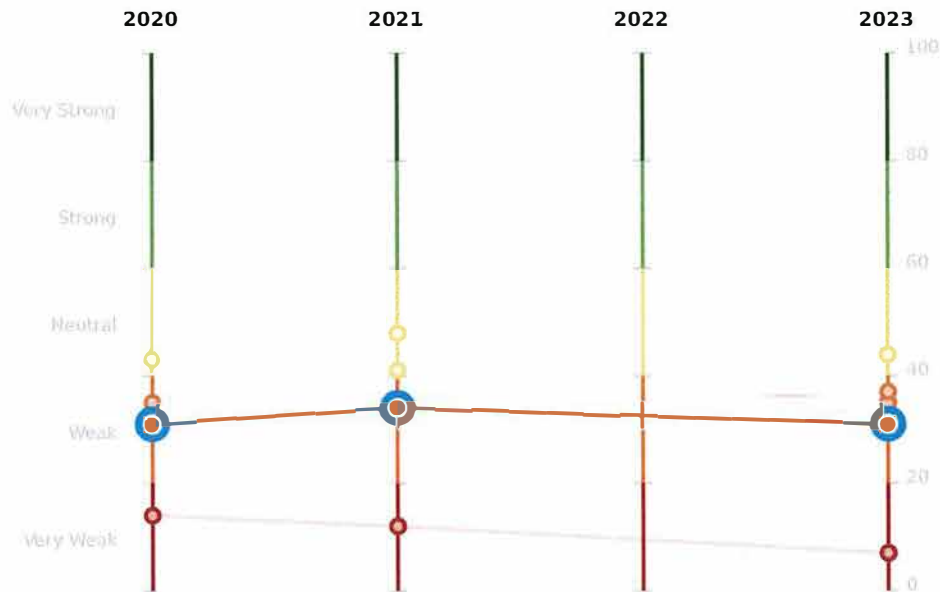
# Effective Leaders

## How is Roosevelt School performing on Effective Leaders?

In schools with Effective Leaders, principals and teachers work together to implement a shared vision. In such schools, people, programs, and resources are focused on a vision for sustained improvement. Leaders:

- practice shared leadership,
- set high goals for quality instruction,
- maintain mutually trusting and respectful relationships,
- support professional advancement for faculty and staff, and
- manage resources for sustained program improvement (not measured).

### Performance on essential and its underlying measures



Measures	Performance Across Years				Respondent
	2020	2021	2022	2023	
Teacher Influence	43	48	N/A	44	Teacher
Teacher-Principal Trust	30	33	N/A	37	Teacher
Program Coherence	35	41	N/A	35	Teacher
Instructional Leadership	14	12	N/A	7	Teacher



# Willard Elem School

Primary School (K/PK-5)

1250 Ashland Ave, River Forest, IL 60305



Very Strong   Strong   Neutral  
 Weak   Very Weak    No Data  
 Low Response/Not Applicable

## For 2023, Willard Elem School is organized for improvement

The overall performance score is comprised of each of the 5Essentials scores. Schools that are at or above benchmark on 3 or more essentials are 10 times more likely to improve than schools that are below the benchmark.

[About the Survey](#)

### THE 5ESSENTIALS

**How is Willard Elem School performing on each of the 5Essentials?**

### ALL MEASURES

**How is Willard Elem School performing across all measures?**

## Survey Response Rates for Willard Elem School

Respondent	Response Rate	(Illinois)
Students	97.0%	(86.1%)
Teachers	67.3%	(75.6%)

Parents

27.7%

(18.6%)



Very Strong    Strong    Neutral  
Weak    Very Weak     No Data  
Low Response/Not Applicable

For 2023, Willard Elem School is organized for improvement

THE ESSENTIALS

How is Willard Elem School performing on each of the 5Essentials?

ALL MEASURES

How is Willard Elem School performing across all measures?

[Survey Response Rates](#)

[Dashboard Summary](#)



## Willard Elem School Dashboard Summary

Overall in 2023, Willard Elem School is **organized** for improvement.

The overall performance score is comprised of each of the 5Essentials scores. Schools that are at or above benchmark on 3 or more essentials are 10 times more likely to improve than schools that are below the benchmark.

### Where is Willard Elem School performing the highest?

<a href="#">Peer Support for Academic Work</a>	96
<a href="#">Parent Involvement in School</a>	72
<a href="#">Parent Influence on Decision Making in Schools</a>	66
<a href="#">Teacher-Teacher Trust</a>	65
<a href="#">Quality of Student Discussion</a>	63



### What has improved most for Willard Elem School?

<a href="#">Collaborative Practices</a>	17	+ 25
<a href="#">Academic Personalism</a>	10	+ 16
<a href="#">Quality of Student Discussion</a>	07	+ 16
<a href="#">Collective Responsibility</a>	06	+ 12
<a href="#">Teacher-Teacher Trust</a>	00	+ 12



### Where is Willard Elem School performing the lowest?

<a href="#">Instructional Leadership</a>	17
<a href="#">Quality Professional Development</a>	23
<a href="#">Teacher-Principal Trust</a>	35
<a href="#">Teacher Influence</a>	39
<a href="#">School Commitment</a>	41

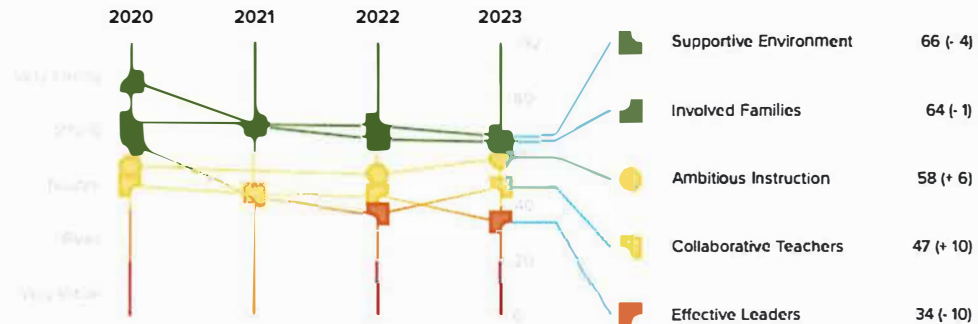


### What has decreased most for Willard Elem School?

<a href="#">Safety</a>	40	- 28
<a href="#">Instructional Leadership</a>	17	- 22
<a href="#">Program Coherence</a>	44	- 11
<a href="#">Student-Teacher Trust</a>	62	- 9
<a href="#">Parent Influence on Decision Making in Schools</a>	44	- 7



### Essential Performance Trends



**All Measures**

5Essentials

DATA RANGE

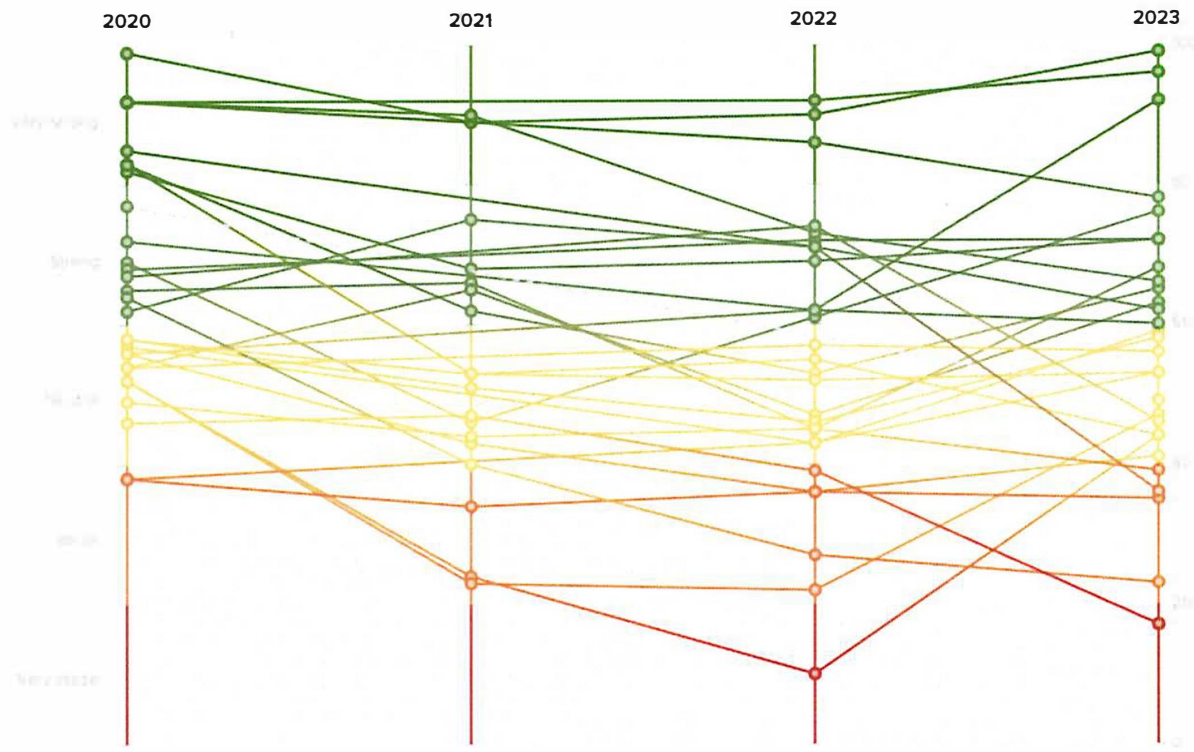
- 1 Year Performance
- 2 Year Change
- All Year Trends**

FILTERS

- Highest Performing Measures
- Lowest Performing Measures
- Most Improved Measures
- Most Declined Measures

Filter by Measure Group

How has performance changed across all surveys?







Willard Elem School

Overall: Organized

All Measures

5Essentials

DATA RANGE

1 Year Performance

2 Year Change

All Year Trends

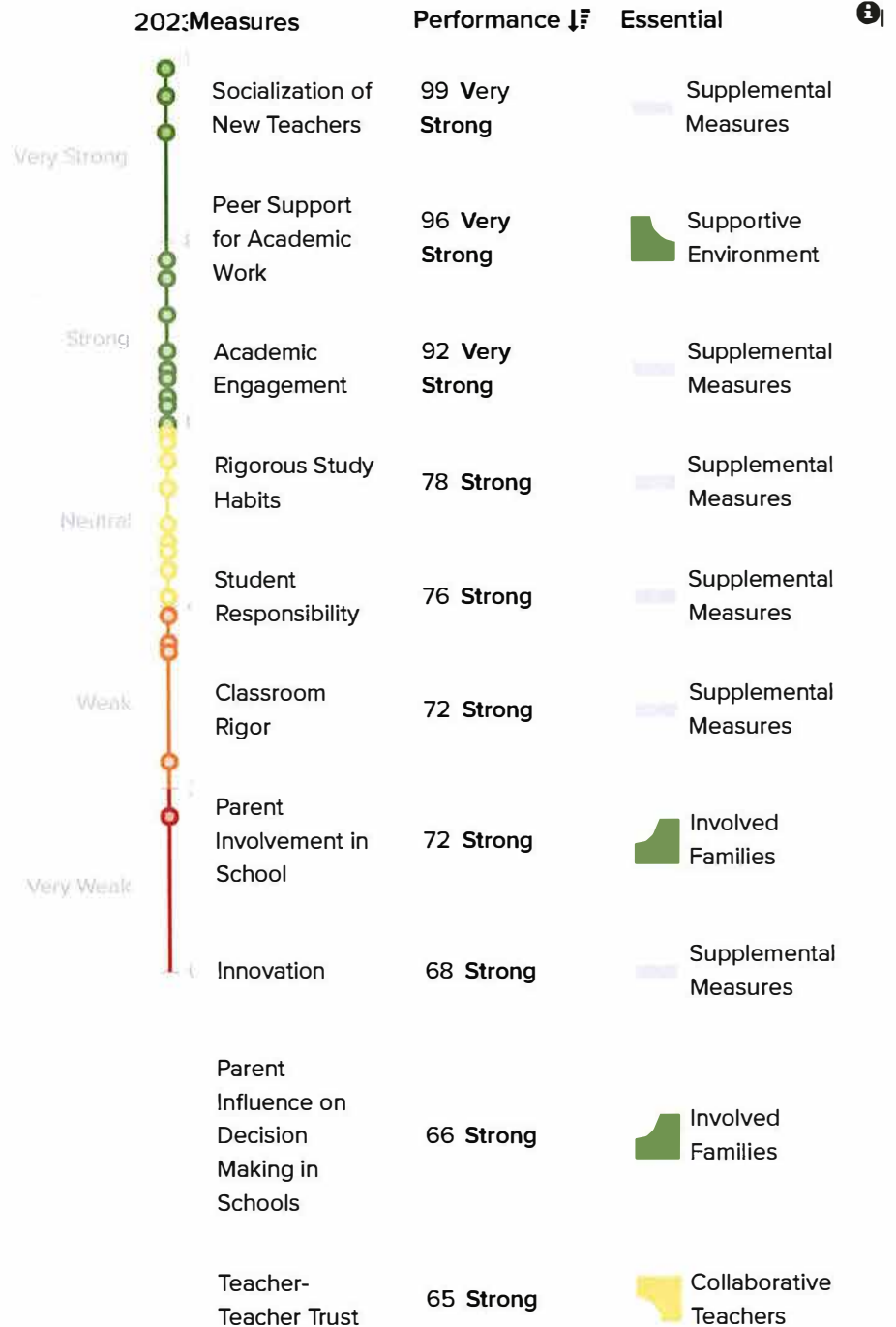
FILTERS

















Highest Performing Measures









Lowest Performing Measures


Filter by Measure Group

## How is Willard Elem School performing on all measures?



Quality of Student Discussion	63 <b>Strong</b>	 Ambitious Instruction
Student-Teacher Trust	62 <b>Strong</b>	 Supportive Environment
Math Instruction	60 <b>Strong</b>	 Ambitious Instruction
Academic Personalism	59 <b>Neutral</b>	 Supportive Environment
Collective Responsibility	58 <b>Neutral</b>	 Collaborative Teachers
English Instruction	56 <b>Neutral</b>	 Ambitious Instruction
Academic Press	53 <b>Neutral</b>	 Ambitious Instruction
Teacher-Parent Trust	53 <b>Neutral</b>	 Involved Families
Classroom Disruptions	49 <b>Neutral</b>	 Supplemental Measures
Collaborative Practices	47 <b>Neutral</b>	 Collaborative Teachers
Safety	46 <b>Neutral</b>	 Supportive Environment
Program Coherence	44 <b>Neutral</b>	 Effective Leaders
Reflective Dialogue	44 <b>Neutral</b>	 Supplemental Measures
School Commitment	41 <b>Neutral</b>	 Collaborative Teachers
Teacher Influence	39 <b>Weak</b>	 Effective Leaders
Teacher Safety	36 <b>Weak</b>	 Supplemental Measures

Teacher-Principal Trust	35 <b>Weak</b>	 Effective Leaders
Quality Professional Development	23 <b>Weak</b>	 Collaborative Teachers
Instructional Leadership	17 <b>Very Weak</b>	 Effective Leaders
Course Clarity	Low Resp Or N/A	 Supplemental Measures
Human & Social Resources in the Community	Low Resp Or N/A	 Supplemental Measures
Inquiry-Based Science Instruction	Low Resp Or N/A	 Supplemental Measures
Parent Supportiveness	Low Resp Or N/A	 Supplemental Measures
Student Peer Relationships	Low Resp Or N/A	 Supplemental Measures



# Willard Elem School

## 2023 5Essentials Report

The 5Essentials School Reports for the State of Illinois are derived from 20 years of research on improving schools. The raw data for these reports are based on a comprehensive core of more than 80 student and 150 teacher questions compiled into 22 measures of school climate and practice and formed into five essentials. As measured by the Illinois 5Essentials Survey, those five essentials are leading indicators of school improvement. The power of 5Essentials comes from their prediction of school success, the intuitiveness of the overall framework components (Instruction, Environment, Leaders, Teachers, and Families), and the reliability of the survey measures.

As detailed in the seminal book, *Organizing Schools for Improvement: Lessons from Chicago*, UEI researchers determined that there are five essential supports for school success. These “5Essentials” detail the perspectives and processes central to the delivery and support of student learning.

The 5Essentials framework as measured by our survey instruments is a leading indicator of school performance now and predictive of the future. Data from over 650 schools (elementary and high schools) have found our survey measures to predict many aspects of student and school success, before and after controlling for school type, demographic composition, test scores, and socio-economic status. Our principal indication of the power of the 5Essentials is that University of Chicago analysis of two natural experiments spanning a total of 15 years each found that they mattered considerably; Schools strong in 3-5 Essentials were 10 times more likely to improve student learning substantially compared to schools weak in 3-5 Essentials. This evidence came from over 400 elementary schools representing the best and worst in Illinois. Following those natural experiments, we have found our survey measures reliably predict school success on a variety of outcomes for both high school and elementary schools, including:

- ITBS improvement
- ISAT value-add
- EXPLORE to ACT gains
- EXPLORE to PLAN gains
- PLAN to ACT gains
- Attendance rates
- College enrollment
- High school graduation
- Freshman grades
- Teacher mobility
- Grades in college-preparatory classes

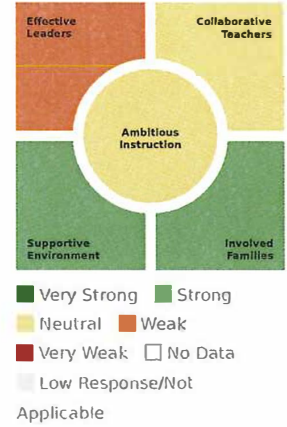
#### References:

(Bryk, et al. 2010)(Selected by Education Next as one of the best education books of the decade: <http://educationnext.org/the-best-books-of-the-past-decade-according-to-ed-next-readers/>)  
(Bryk, et al. 2010); (Easton, Ponisciak and Luppescu 2008); (Easton, Ponisciak and Luppescu 2008); (Allensworth, Correa and Ponisciak 2008); (Bryk, et al. 2010); (Roderick, Nagaoka, et al. 2008); (Allensworth and Easton 2007); (Allensworth and Easton 2007); (Allensworth, Ponisciak and Mazzeo 2009); (Allensworth, Nomi, et al. 2009); (Montgomery, Allensworth and Correa 2010)

## Table of Contents: Essentials Report

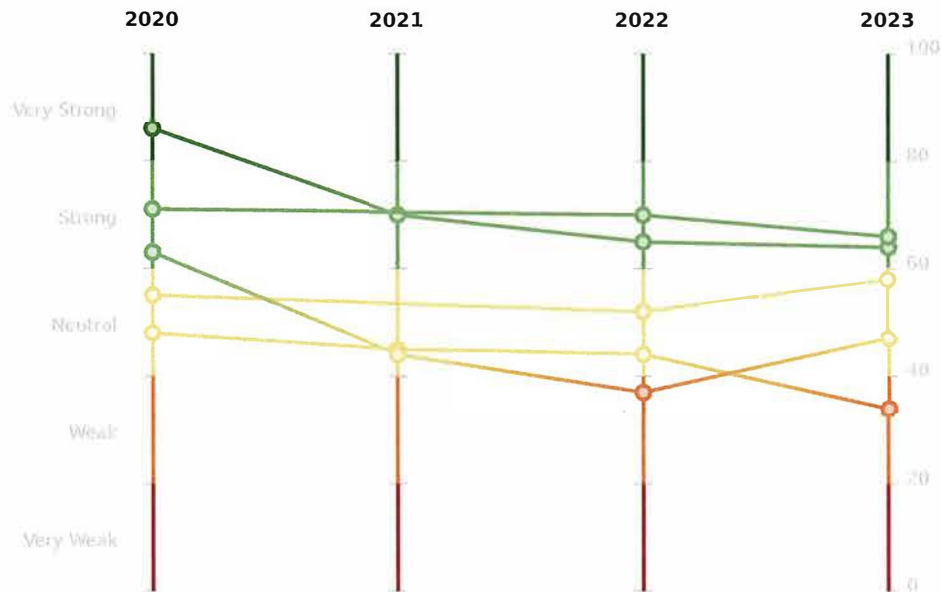
Overall	2
Supportive Environment	3
Involved Families	4
Ambitious Instruction	5
Collaborative Teachers	6
Effective Leaders	7

Overall, Willard Elem School is **organized** for improvement.



## The 5Essentials

How is Willard Elem School performing on each of the 5Essentials in 2023?



Essentials	Performance Across Years				
	2020	2021	2022	2023	
Supportive Environment	71	N/A	70	66	Strong
Involved Families	86	70	65	64	Strong
Ambitious Instruction	55	N/A	52	58	Neutral
Collaborative Teachers	63	44	37	47	Neutral
Effective Leaders	48	45	44	34	Weak

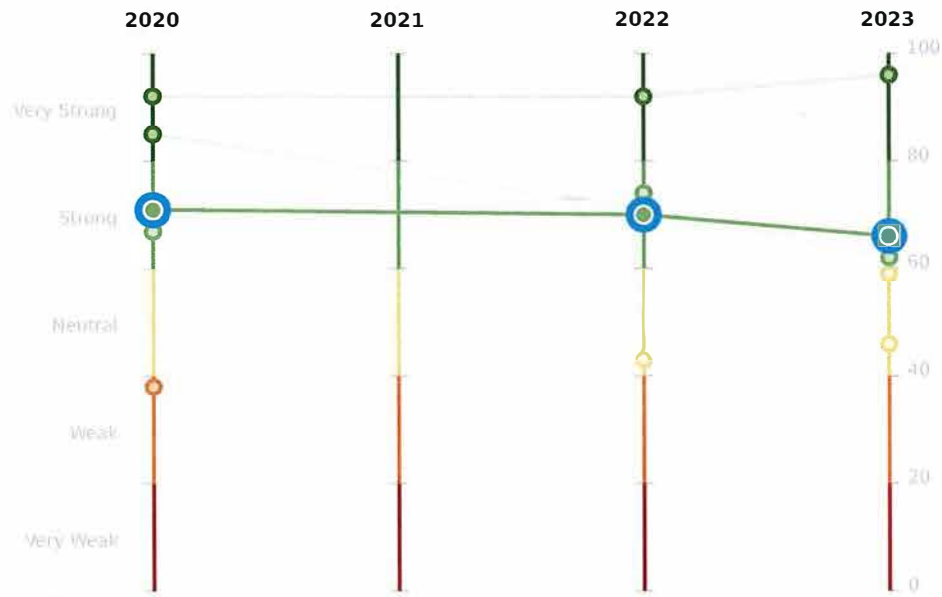
# Supportive Environment

## How is Willard Elem School performing on Supportive Environment?

In schools with a Supportive Environment, the school is safe, demanding, and supportive. In such schools:

- students feel safe in and around the school,
- they find teachers trust-worthy and responsive to their academic needs,
- all students value hard work, and
- teachers push all students toward high academic performance.

### Performance on essential and its underlying measures



Measures	Performance Across Years				Respondent
	2020	2021	2022	2023	
Peer Support for Academic Work	92	N/A	92	96	Student
Student-Teacher Trust	85	N/A	71	62	Student
Academic Personalism	38	N/A	43	59	Student
Safety	67	N/A	74	46	Student

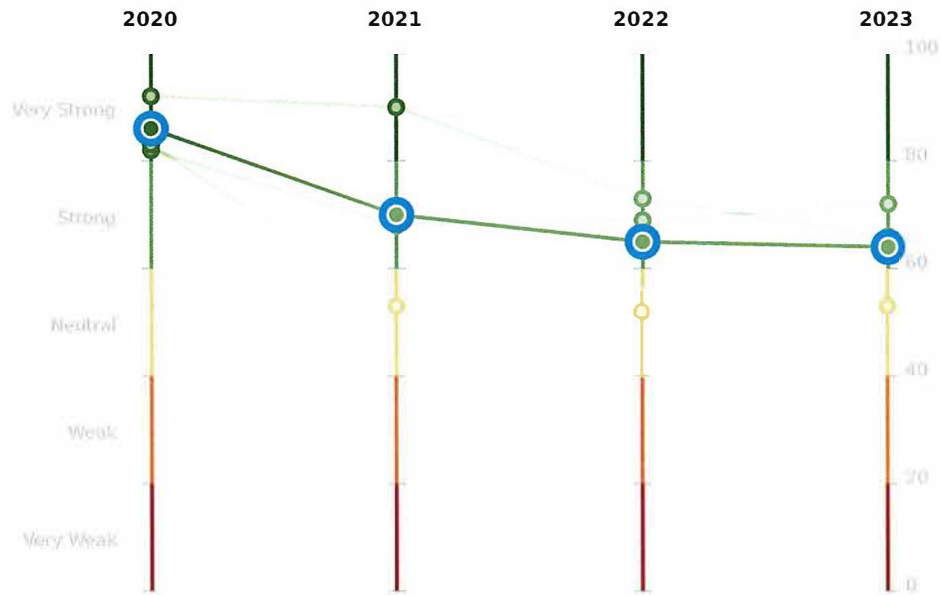
# Involved Families

## How is Willard Elem School performing on Involved Families?

In schools with Involved Families, the entire staff builds strong external relationships. Such schools:

- see parents as partners in helping students learn,
- value parents' input and participation in advancing the school's mission, and
- support efforts to strengthen its students' community resources.

### Performance on essential and its underlying measures



Measures	Performance Across Years				Respondent
	2020	2021	2022	2023	
Parent Involvement in School	82	68	69	72	Teacher
Parent Influence on Decision Making in Schools	92	90	73	66	Teacher
Teacher-Parent Trust	83	53	52	53	Teacher

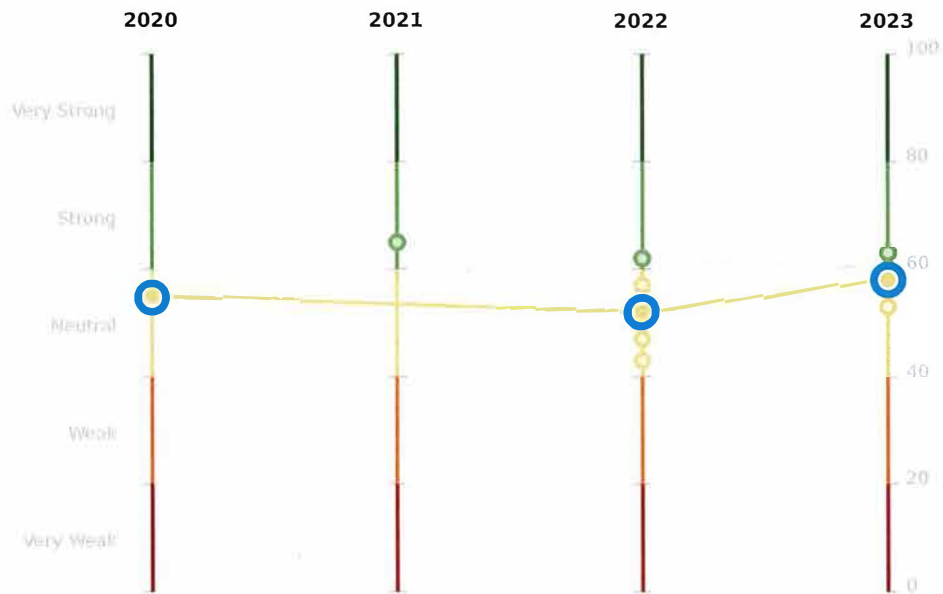
# Ambitious Instruction

## How is Willard Elem School performing on Ambitious Instruction?

In schools with strong Ambitious Instruction, classes are challenging and engaging. The instruction is clear, well-structured, and encourages students to build and apply knowledge. When combined with a supportive environment, Ambitious Instruction has the most direct effect on student learning. It is:

- well-defined with clear expectations for student success,
- interactive and encourages students to build and apply knowledge,
- well-paced (not measured), and
- aligned across grades (not measured).

### Performance on essential and its underlying measures



Measures	Performance Across Years				Respondent
	2020	2021	2022	2023	
Quality of Student Discussion	54	65	47	63	Teacher
Math Instruction	56	N/A	62	60	Student
English Instruction	54	N/A	57	56	Student
Academic Press	57	N/A	43	53	Student



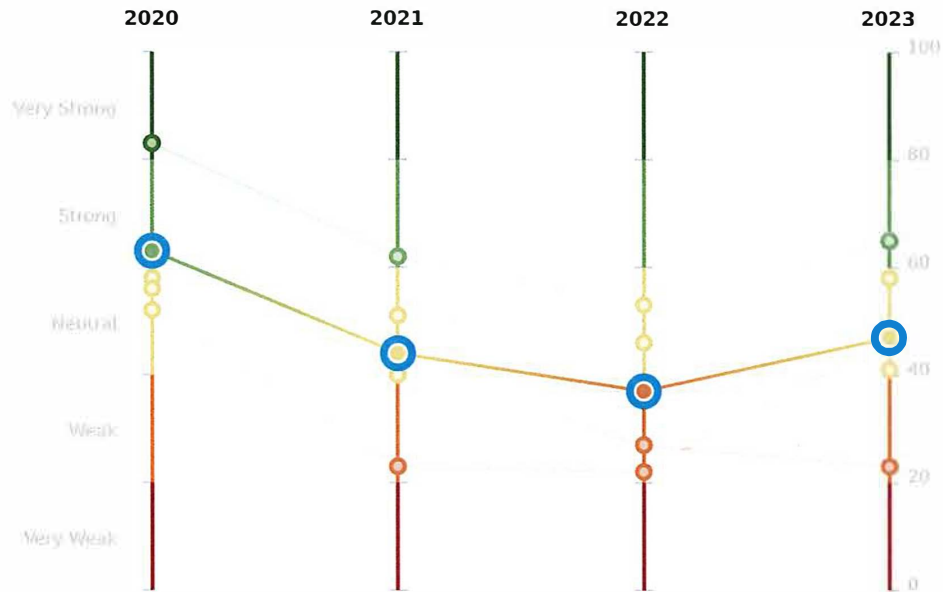
# Collaborative Teachers

## How is Willard Elem School performing on Collaborative Teachers?

In schools with strong Collaborative Teachers, all teachers collaborate to promote professional growth. In such schools, teachers are:

- active partners in school improvement,
- committed to the school, and
- focused on professional development.

### Performance on essential and its underlying measures



Measures	Performance Across Years				Respondent
	2020	2021	2022	2023	
Teacher-Teacher Trust	83	62	53	65	Teacher
Collective Responsibility	58	51	46	58	Teacher
Collaborative Practices	52	23	22	47	Teacher
School Commitment	56	43	36	41	Teacher
Quality Professional Development	64	40	27	23	Teacher



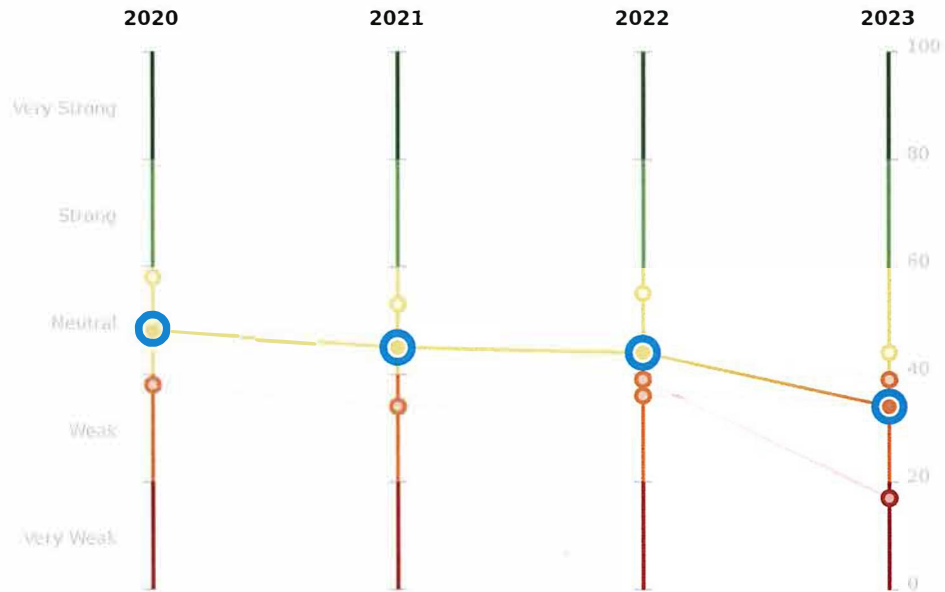
# Effective Leaders

## How is Willard Elem School performing on Effective Leaders?

In schools with Effective Leaders, principals and teachers work together to implement a shared vision. In such schools, people, programs, and resources are focused on a vision for sustained improvement. Leaders:

- practice shared leadership,
- set high goals for quality instruction,
- maintain mutually trusting and respectful relationships,
- support professional advancement for faculty and staff, and
- manage resources for sustained program improvement (not measured).

### Performance on essential and its underlying measures



Measures	Performance Across Years				Respondent
	2020	2021	2022	2023	
Program Coherence	58	53	55	44	Teacher
Teacher Influence	49	44	45	39	Teacher
Teacher-Principal Trust	38	34	36	35	Teacher
Instructional Leadership	46	47	39	17	Teacher

