

Nueces County Hospital District
 Quarterly Investment Report
 January 1, 2014 - March 31, 2014

Summary Holdings Statistics:

Portfolio as of December 31, 2013		Portfolio as of March 31, 2014	
Beginning Book Value	\$113,441,537	Ending Book Value	\$123,669,581
Beginning Market Value	\$113,443,846	Ending Market Value	\$123,672,774
Unrealized Gain/Loss	\$2,309	Unrealized Gain/Loss	\$3,193
Beginning WAM	48 Days	Ending WAM	50 Days
Change in Market Value	\$10,228,928		
Investment Income for Period	\$19,733		
Quarter Average Yield	0.069%		
Quarter Average Yield - 6 Mth T-Bill	0.080%		

This report reflects Nueces County Hospital District's investment policy and strategies in accordance with the Public Funds Investment Act.

INVESTMENT OFFICERS:

Jonny F. Hipp 6/14/14
 JONNY F. HIPPI, ADMINISTRATOR

Dena Brunni 6/10/14
 DENA BRUNNI, ASSISTANT ADMINISTRATOR

Donna Littlefield
 DONNA LITTLEFIELD, DIRECTOR OF ACCOUNTING & FINANCE

Nueces County Hospital District
Inventory Report - Holdings by Fund
As of: 03/31/2014

Settle Date	Maturity Date	Fund Name	Location	Security	CUSIP	Avg Yield/ Coupon	Purchase Price	PAR	Beginning Book Value 12/31/2013	Beginning Market Value 12/31/2013	Ending Book Value 03/31/2014	Ending Market 03/31/2014	Gain/Loss	Accrued Interest	Yield	D-T-M
Indigent Care Fund																
03/31/2014	04/01/2014	Indigent Care Fund	TexPool	Investment Pool	#0002	0.030%	4,585,129	4,585,129	6,059,781	6,059,781	4,585,129	4,585,129	0	0	0.030%	1
03/31/2014	04/01/2014	Indigent Care Fund	LOGIC	Investment Pool		0.087%	17,306	17,306	17,302	17,306	17,306	17,306	0	0	0.087%	1
03/31/2014	04/01/2014	Indigent Care Fund	TexSTAR	Investment Pool		0.040%	12,059,252	12,059,252	12,052,989	12,052,989	12,059,252	12,059,252	0	0	0.040%	1
03/18/2013	03/18/2015	Indigent Care Fund	Salekeeping	FHLMC - 1x Call	3134G38G0	0.350%	3,000,000	3,000,000	3,002,397	3,004,281	3,000,000	3,004,281	4,281	350	0.350%	352
10/20/2013	10/30/2015	Indigent Care Fund	Salekeeping	FHLMC - City Call	3134G4K49	0.400%	2,999,250	3,000,000	2,999,506	2,999,354	2,999,876	3,000,147	271	5,033	0.420%	578
11/12/2013	11/12/2015	Indigent Care Fund	Salekeeping	FHLMC - City Call	3134G4572	0.400%	2,999,100	3,000,000	2,999,344	2,999,361	2,999,791	2,999,358	(433)	4,600	0.420%	591
01/23/2014	01/23/2017	Indigent Care Fund	Salekeeping	FHLMC - City Call	3134G45P4	1.000%	1,475,000	1,475,000	0	0	1,475,000	1,474,069	(931)	2,745	1.000%	1,029
									Subtotal	27,139,697	27,139,697	27,139,542	3,168	12,728	0.209%	225
Tobacco Settlement Fund																
03/31/2014	04/01/2014	Tobacco Settlement	TexPool	Investment Pool	#00007	0.030%	643	643	643	643	643	643	0	0	0.030%	1
									Subtotal	643	643	643	0	0	0.030%	1
Employee Health Benefits Trust Fund																
03/31/2014	04/01/2014	Emp Health Benefits Trust	Frost Trust	Short Term Treasury	AIM	0.010%	358,362	358,362	358,794	358,794	358,362	358,362	0	3	0.010%	1
									Subtotal	358,362	358,362	358,362	0	3	0.010%	1
General Fund																
10/15/2016	10/15/2016	General Fund	Salekeeping	GNMA Pool #155879	3621562L4	8.000%	244	253	290	286	253	257	5	2	9.350%	929
03/31/2014	04/01/2014	General Fund	TexPool	Investment Pool	#00004	0.030%	34,727,479	34,727,479	18,378,312	16,378,312	34,727,479	34,727,479	0	0	0.030%	1
03/31/2014	04/01/2014	GF - Membership Revenue	TexPool	Investment Pool	#00009	0.030%	59,451,171	59,451,171	65,923,040	65,923,040	59,451,171	59,451,171	0	0	0.030%	1
03/31/2014	04/01/2014	GF - Operating	Frost Bank	Commercial Checking	664025879	0.010%	650,732	650,732	706,026	706,026	650,732	650,732	0	0	0.010%	1
03/31/2014	04/01/2014	GF - Payroll	Frost Bank	Commercial Checking	664027221	0.010%	1,001	1,001	1,001	1,001	1,001	1,001	0	0	0.010%	1
									Subtotal	85,008,668	85,008,674	94,830,634	5	2	0.030%	1
Debt Service Fund																
03/31/2014	04/01/2014	Debt Svc Fund	TexPool	Investment Pool	#00003	0.030%	1,343,588	1,343,588	944,510	944,510	1,343,588	1,343,588	0	0	0.030%	1
									Subtotal	944,510	944,510	1,343,588	0	0	0.030%	1
TOTAL PORTFOLIO																50
WAY																WAM
123,668,256																123,669,581
113,441,537																113,443,846
123,672,774																123,672,774
3,193																12,733
0.069%																0.069%

Nueces County Hospital District
Investment Transaction Activity
January 1, 2014 - March 31, 2014

Settle Date	Maturity	Call Date	Fund	Type	CUSIP	Coupon	Price	Par	Principal	Acc'd Interest	Total Settlement	Yield to Mat/Call	Broker
Purchases													
01/23/2014	01/23/2017	04/23/2014	Indigent Care Fund	FHLMC - Qury Call	3134G4SP4	1.000%	100.0000	1,475,000.00	1,475,000.00	0.00	1,475,000.00	1.000%	Raymond James
Total Purchases:									1,475,000.00	0.00	1,475,000.00		
Maturities/Calls													
Total Maturities/Calls:									0.00	0.00	0.00		

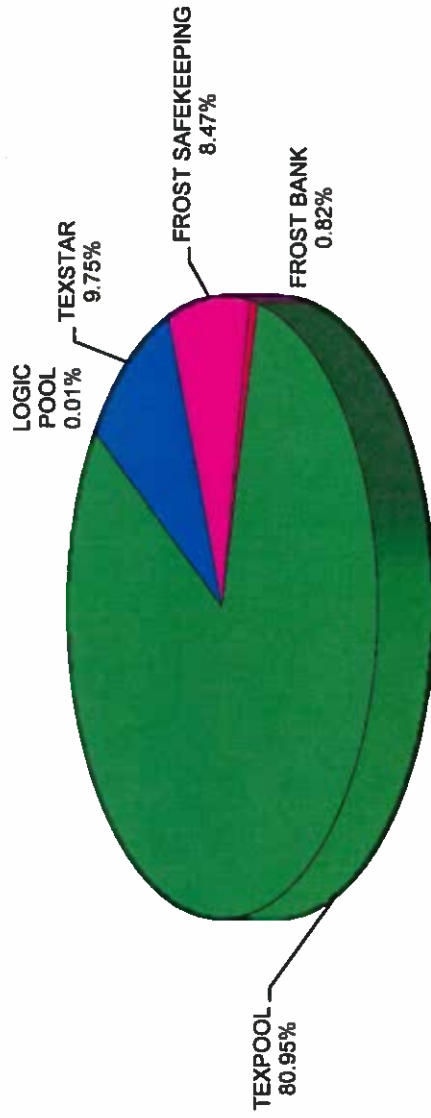
**NUECES COUNTY HOSPITAL DISTRICT
INVESTMENTS SUMMARY BY TYPE & LOCATION
FY 2014 2ND QUARTER (JANUARY 1 - MARCH 31, 2014)**

	<u>FROST BANK</u>	<u>TEXPOOL</u>	<u>LOGIC</u>	<u>TEXSTAR</u>	<u>FROST SAFEKEEPING</u>	<u>TOTAL</u>	<u>PERCENT BY TYPE OF INVESTMENT</u>
CASH - INTEREST BEARING	\$651,732	\$0	\$0	\$0	\$0	\$651,732	0.5%
MONEY MKT MUTUAL FUNDS	\$358,362	\$0	\$0	\$0	\$0	\$358,362	0.3%
GOVT INVESTMENT POOLS	\$0	\$100,108,009	\$17,306	\$12,059,252	\$0	\$112,184,567	90.7%
CERTIFICATES OF DEPOSIT	\$0	\$0	\$0	\$0	\$0	\$0	0.0%
TREASURY NOTES AND BONDS	\$0	\$0	\$0	\$0	\$0	\$0	0.0%
AGENCIES	\$0	\$0	\$0	\$0	\$10,474,920	\$10,474,920	8.5%
TOTAL INVESTMENTS	\$1,010,094	\$100,108,009	\$17,306	\$12,059,252	\$10,474,920	\$123,669,581	100.0%


PERCENT BY HOLDER OF INVESTMENTS	0.82%	80.95%	0.01%	9.75%	8.47%	100.00%
---	--------------	---------------	--------------	--------------	--------------	----------------

NOTE: THE ABOVE INVESTMENTS INCLUDE ALL TRUST FUNDS.

NUECES COUNTY HOSPITAL DISTRICT INVESTMENT BY LOCATION MARCH 31, 2014




NUECES COUNTY HOSPITAL DISTRICT INVESTMENTS BY TYPE MARCH 31, 2014

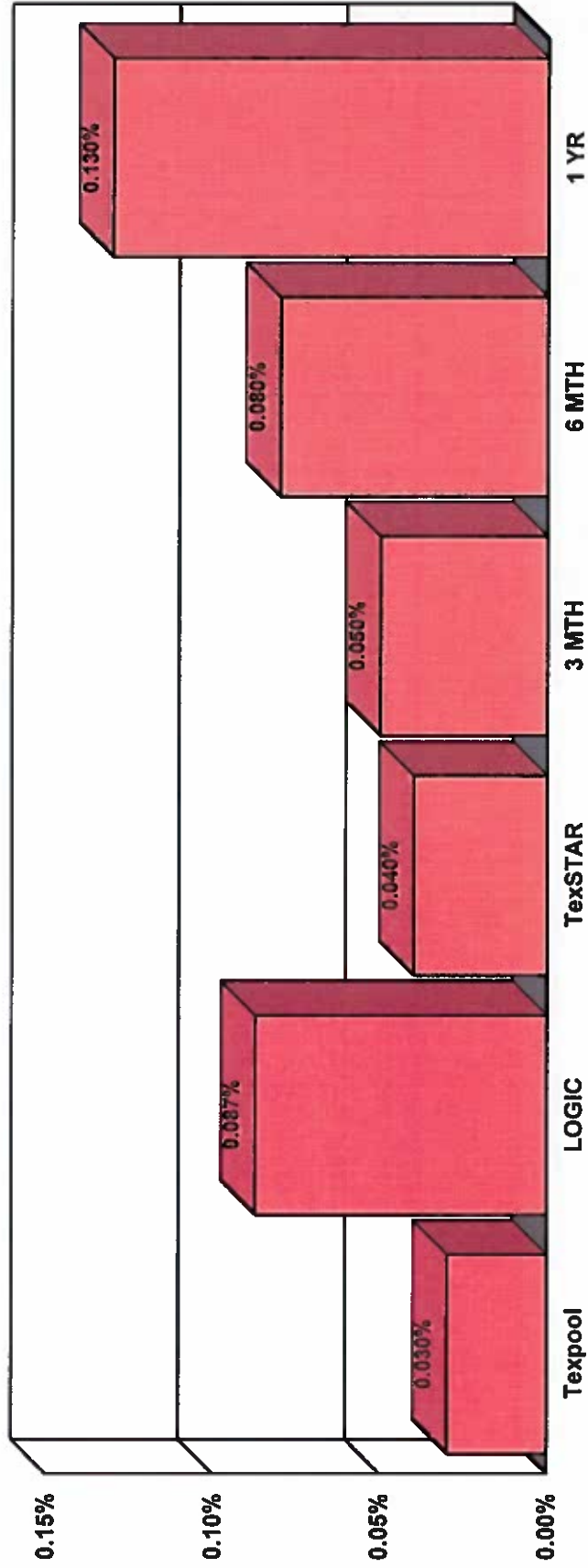


**NUECES COUNTY HOSPITAL DISTRICT
 INVESTMENT SUMMARY BY LIQUIDITY
 FY 2014 2ND QUARTER (JANUARY 1 - MARCH 31, 2014)**

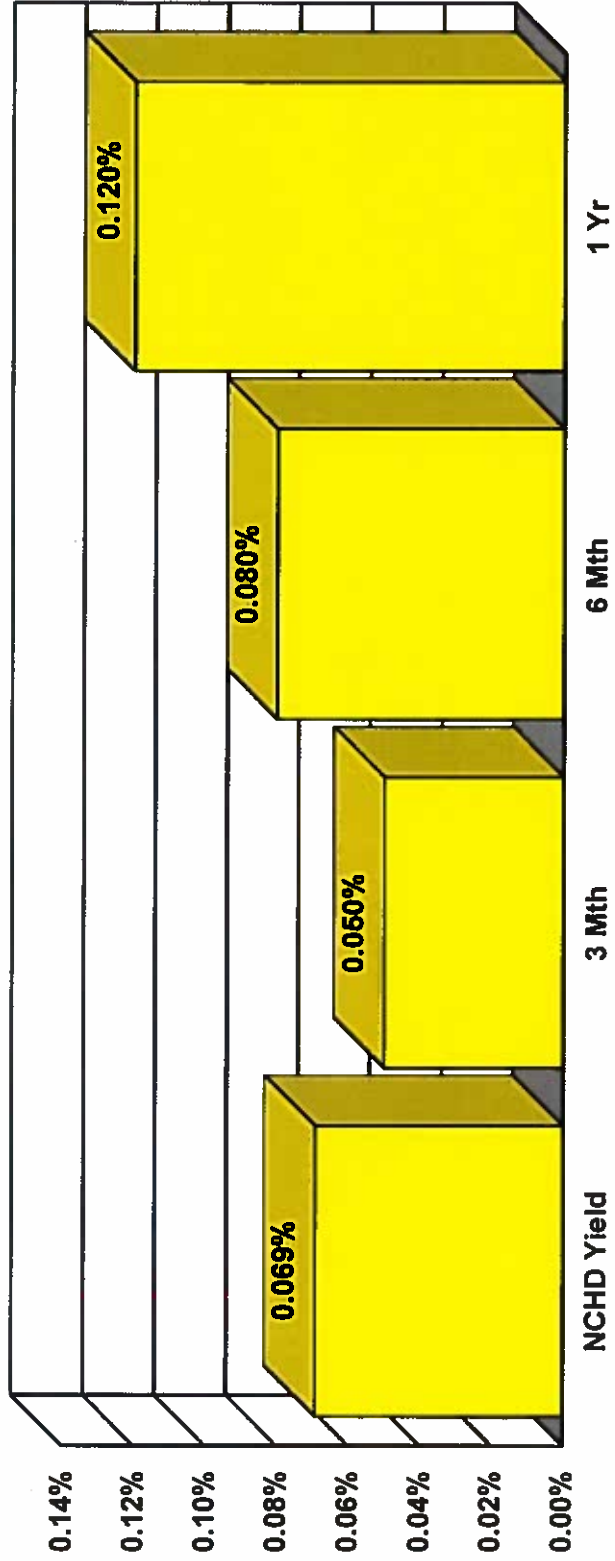
<u>INVESTMENT-YRS TO MATURITY</u>	<u>AMOUNT</u>	
CASH & CASH EQUIVALENTS	\$113,194,661	91.5%
MATURES IN 0-3 MONTHS	\$0	0.0%
MATURES IN 6-12 MONTHS	\$3,000,000	2.4%
MATURES IN 12-18 MONTHS	\$0	0.0%
MATURES IN 18-24 MONTHS	\$5,999,667	4.9%
MATURES IN OVER 2 YEARS	\$1,475,253	1.2%
TOTAL	\$123,669,581	100.0%



**NUECES COUNTY HOSPITAL DISTRICT
POOL RATES V. TREASURIES
MARCH 31, 2014**



NUECES COUNTY HOSPITAL DISTRICT QUARTERLY BENCHMARK COMPARISON MARCH 31, 2014



**Nueces County Hospital District
Investment Policy Compliance
For the Quarter Ended March 31, 2014**

These are the major compliance issues regarding our Investment policy.
Any negative responses are explained below.

	Yes	No
1.) Are at least 33% of the District's investments backed by U.S. Government securities to assure return of principal?	<u>X</u>	<u> </u>
2.) Are all investments maturing less than 3 years from the date of purchase?	<u>X</u>	<u> </u>
3.) Are at least 10% of the investments short-term maturing within 60-90 days?	<u>X</u>	<u> </u>
4.) Is the weighted average maturity of the District's portfolio 18 months or less?	<u>X</u>	<u> </u>
5.) With the exception of U.S. Treasury Bills, U.S. Treasury Notes and Bonds, are less than 20% of the District's portfolio invested with a common maturity date, a specific issue or a specific type or class.	<u>X</u>	<u> </u>
6.) Does the District's weighted average yield exceed the U.S. Treasury Bill benchmark compared to the District's maximum weighted average maturity for each class of security?		
	District	U.S. Treasury
3 Month Treasury	<u>0.069%</u>	<u>0.050%</u>
6 Month Treasury	<u>0.069%</u>	<u>0.080%</u>
	<u>X</u>	<u>X</u>

Responses:

#6 – Forty-eight percent of the District's portfolio is not available for investment and must be kept liquid to fund intergovernmental transfers in the 1115 Waiver Program.