

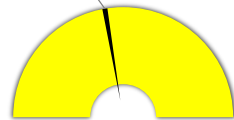
Educational | Operations and Maintenance | Transportation | IMRF | Working Cash | Tort

For the Period Ending October 31, 2020

**Projected Year-End Balances
as % of Budgeted Revenue**
33.24%

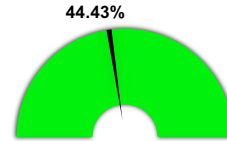


Actual YTD Revenues
43.80%



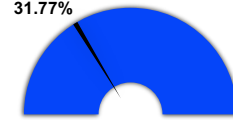
Projected YTD Revenues
42.31%

Actual YTD Local Sources
44.43%



Projected YTD Local Sources
44.84%

Actual YTD State Sources
31.77%



Projected YTD State Sources
26.89%

All Funds | Top 10 Sources of Revenue YTD

Ad Valorem Taxes	\$9,283,849
Unrestricted Grants-in-Aid	\$492,498
Food Service	\$394,259
State Transportation Reimbursement	\$250,318
Textbook Income	\$218,980
Restricted Grants-In-Aid Received from the Federal Govt Thru	\$187,143
Federal Special Education	\$178,616
Title I	\$69,131
3900s	\$51,103
Other Revenue from Local Sources	\$50,959
Percent of Total Revenues Year-to-Date	99.04%

