

**FY25 STATE AID EARNED**  
As of January 16, 2025

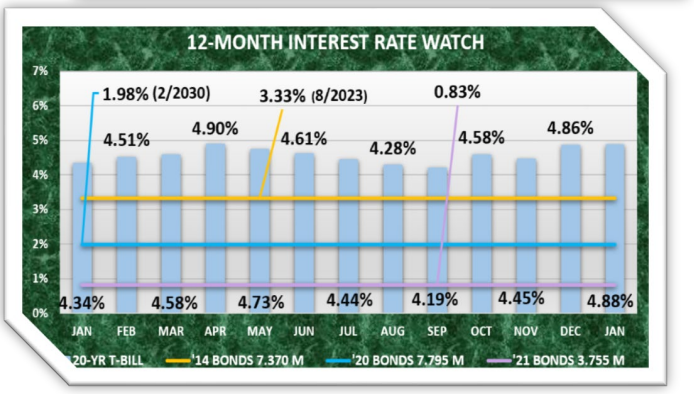
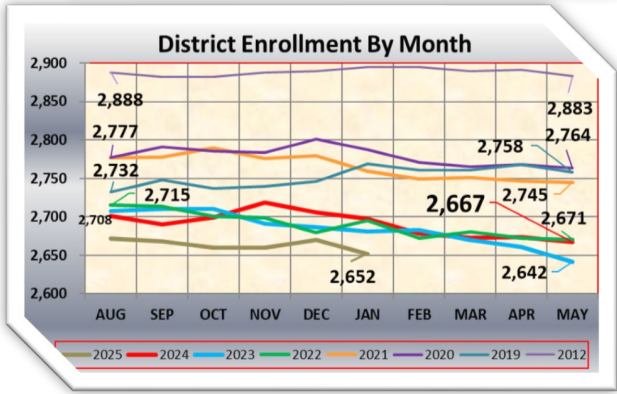
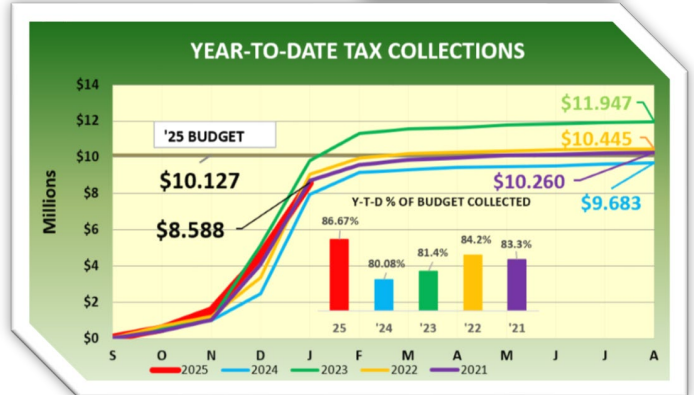
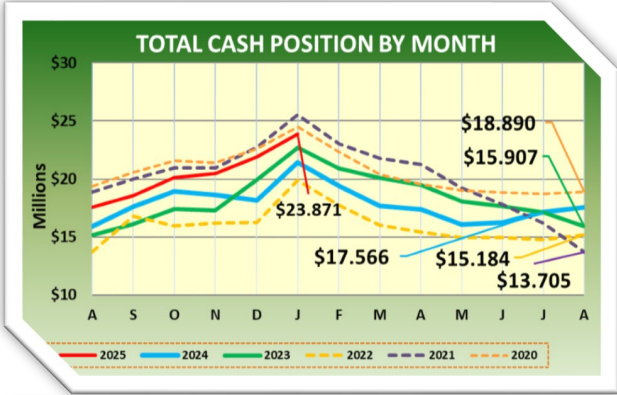
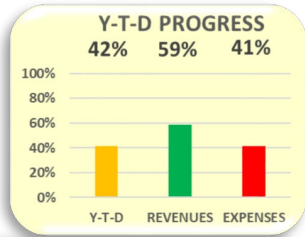
**STATE EARNED**  
**\$19,473,523**

**COMPARED TO BUDGET**  
**\$18,920,000**

# GATESVILLE ISD

## VITAL SIGNS

January 31, 2025



**ENROLLMENT BY GRADE (January 31)**

	EE	PK	KD	1	2	3	4	5	6	7	8	9	10	11	12
2020	20	48	214	192	207	211	214	216	202	232	198	242	209	193	189
2021	15	66	206	223	182	195	211	209	209	202	218	201	230	203	189
2022	11	73	176	218	204	191	189	210	207	209	206	234	176	203	188
2023	19	91	187	185	214	203	183	190	211	216	207	211	207	164	193
2024	27	81	199	210	202	204	212	186	203	205	209	203	191	207	159
2025	35	84	175	192	209	208	202	210	184	193	203	192	196	173	196

ENROLLMENT CHANGE FROM LAST MONTH: -18												ENROLLMENT CHANGE FROM LAST YEAR: -46																	
EE	PK	KD	1	2	3	4	5	6	7	8	9	10	11	12	EE	PK	KD	1	2	3	4	5	6	7	8	9	10	11	12
3	-1	0	2	-2	3	-3	3	-2	0	1	-6	1	-3	-14	8	3	-24	-18	7	4	-10	24	-19	-12	-6	-11	5	-34	37
PRI: +2	ELE: +3	INT: -2	JH: +1	HS: -22	PRI: -13	ELE: -7	INT: -5	JH: -18	HS: -3																				

**2024-2025 ATTENDANCE BY GRADE LEVEL (AUG 8 - JAN 31)**

GRADE:	EE	PK	K	1	2	3	4	5	6	7	8	9	10	11	12	GISD
JAN	86.63%	93.72%	91.93%	94.46%	95.61%	95.10%	95.67%	94.93%	95.38%	91.76%	91.76%	91.25%	92.46%	90.73%	90.16%	93.18%
+/- DEC	91.81% (-1.58%)			95.32% (-0.44%)			95.08% (-0.29%)			91.76% (-1.32%)			91.15% (-1.05%)			(-0.81%)
CAMPUS	PRIMARY			ELEMENTARY			INTERMEDIATE			JUNIOR HIGH			HIGH SCHOOL			GISD
Y-T-D	90.73%	93.92%	94.67%	95.53%	96.31%	95.69%	95.70%	95.08%	95.31%	95.00%	93.83%	92.62%	93.65%	93.24%	92.86%	94.54%
+/- '25	94.19% (+1.33%)			95.86% (+1.08%)			95.36% (+0.53%)			94.40% (+0.52%)			93.08% (-0.10%)			(+0.54%)
CAMPUS	PRIMARY			ELEMENTARY			INTERMEDIATE			JUNIOR HIGH			HIGH SCHOOL			GISD