


**NUECES COUNTY HOSPITAL DISTRICT
 QUARTERLY INVESTMENT REPORT
 January 1, 2021 - March 31, 2021**


Summary Holdings Statistics:

Portfolio/Fund Group	Prior			Current								
	Book Value	Market Value	WAM	WAY	WAM	Book Value	Market Value	Accrued Interest	Interest Earned	% of Portfolio	WAY	WAM
<u>Unrestricted Funds</u>												
General Fund	68,250,970	68,250,970	0.090%	0.090%	1	73,534,353	73,534,353	0	8,135	45.44%	0.019%	1
Indigent Care Fund	56,341,500	56,361,094	0.199%	0.199%	315	56,377,154	56,387,767	18,085	26,224	34.83%	0.189%	361
Tobacco Fund	838	838	0.091%	0.091%	1	838	838	0	0	0.00%	0.019%	1
Trust Fund	117,442	117,442	0.010%	0.010%	1	117,298	117,298	1	3	0.07%	0.010%	1
<u>Restricted Funds</u>												
General Fund - LPPF	18,223,793	18,223,793	0.010%	0.010%	1	31,814,809	31,814,809	0	490	19.66%	0.010%	1
Total	142,934,543	142,954,137	0.122%	0.122%	125	161,844,452	161,855,065	18,086	34,851	100.00%	0.076%	126
Change in Market Value		18,900,928			1							
Quarter Average Yield - NCHD			0.090%									
Quarter Average Yield - 6 Mth T-Bill			0.070%									

This report reflects Nueces County Hospital District's investment policy and strategies in accordance with the Public Funds Investment Act.

INVESTMENT OFFICERS:


 JONNY F. HIPPI, ADMINISTRATOR
 4/15/21


 DONNA LITTLEFIELD, DIRECTOR OF ACCOUNTING & FINANCE


 BELINDA CHISM, ASSISTANT ADMINISTRATOR

Notes

1. Change in Market Value is required data, but will primarily reflect the receipt and expenditure of the District's funds from quarter to quarter.

Nueces County Hospital District
Inventory Report - Holdings by Fund
As of: 03/31/2021

Settle Date	Maturity Date	Location	Security	CUSIP	Avg Yield/ Coupon	Purchase Price	PAR	Beginning Book Value 12/31/2020	Beginning Market Value 12/31/2020	Ending Book Value 03/31/2021	Ending Market 03/31/2021	Gain/Loss	Accrued Interest	Yield Y-T-M	Days to Maturity
Indigent Care Fund															
03/31/2021	04/01/2021	TexPool	Investment Pool	#00002	0.019%	4,168,602	4,168,602	6,127,610	6,127,610	4,168,602	4,168,602	0	0	0.019%	1
03/31/2021	04/01/2021	LOGIC	Investment Pool		0.096%	21,752,130	21,752,130	21,746,288	21,746,288	21,752,130	21,752,130	0	0	0.096%	1
03/31/2021	04/01/2021	TexSTAR	Investment Pool		0.022%	7,736,686	7,736,686	9,735,797	9,735,797	7,736,686	7,736,686	0	0	0.022%	1
08/12/2020	08/10/2023	Safekeeping	FNMA - Qrtly Call	3135G05R0	0.300%	3,993,000	4,000,000	3,994,356	4,001,196	3,995,221	4,000,708	5,487	1,667	0.359%	862
08/26/2020	08/25/2023	Safekeeping	FNMA - Qrtly Call	3136G4Y31	0.340%	3,998,800	4,000,000	3,999,219	4,000,088	3,999,515	4,001,264	1,749	1,322	0.350%	877
08/28/2020	08/18/2023	Safekeeping	FNMA - Call Note	3135G05V1	0.360%	4,000,000	4,000,000	4,000,000	4,001,982	4,000,000	4,003,448	3,448	1,680	0.360%	870
09/22/2020	08/15/2022	Safekeeping	Arlington TX GO	041796XH1	0.306%	1,000,000	1,000,000	1,000,000	1,001,810	1,000,000	1,001,970	1,970	383	0.306%	502
10/29/2020	02/15/2023	Safekeeping	Mansfield TX ISD	564386RS1	4.000%	1,751,220	1,620,000	1,741,367	1,746,344	1,727,291	1,732,639	5,348	8,100	0.447%	686
12/03/2020	11/30/2023	Safekeeping	FFCB Call Note	3133EMHL9	0.310%	3,996,600	4,000,000	3,996,863	3,999,968	3,997,708	3,995,792	(1,916)	4,133	0.339%	974
03/12/2021	03/12/2024	Safekeeping	FHLB Call Note	3130ALJ70	0.400%	4,000,000	4,000,000	0	0	4,000,000	3,994,528	(5,472)	800	0.400%	1,077
			Subtotal			56,397,039	56,277,419	56,341,500	56,361,094	56,377,154	56,387,767	10,613	18,085	0.189%	361

Tobacco Settlement Fund

03/31/2021	04/01/2021	TexPool	Investment Pool	#00007	0.019%	838	838	838	838	838	838	0	0	0.019%	1
			Subtotal			838	838	838	838	838	838	0	0	0.019%	1

Trust Fund - Employee Health Benefits Trust

03/31/2021	04/01/2021	Frost Trust	Invesco Stit Treasury	825252406	0.010%	117,298	117,298	117,442	117,442	117,298	117,298	0	1	0.010%	1
			Subtotal			117,298	117,298	117,442	117,442	117,298	117,298	0	1	0.010%	1

General Fund

03/31/2021	04/01/2021	Cash on hand	Petty Cash		0.000%	150	150	150	150	150	150	0	0	0.000%	1
03/31/2021	04/01/2021	TexPool	Investment Pool-GF	#00004	0.019%	53,423,544	53,423,544	36,727,916	36,727,916	53,423,544	53,423,544	0	0	0.019%	1
03/31/2021	04/01/2021	TexPool	Investment Pool-MIR	#00009	0.019%	18,977,089	18,977,089	30,518,907	30,518,907	18,977,089	18,977,089	0	0	0.019%	1
03/31/2021	04/01/2021	Frost Bank	Checking - Operating	664025679	0.010%	1,132,053	1,132,053	1,002,481	1,002,481	1,132,053	1,132,053	0	0	0.010%	1
03/31/2021	04/01/2021	Frost Bank	Checking - Payroll	664027221	0.010%	1,517	1,517	1,517	1,517	1,517	1,517	0	0	0.010%	1
			Subtotal			73,534,353	73,534,353	68,250,970	68,250,970	73,534,353	73,534,353	0	0	0.019%	1

Restricted Cash - General Fund

03/31/2021	04/01/2021	Frost Bank	Checking - Nueces LPPF	664043316	0.010%	31,814,809	31,814,809	18,223,793	18,223,793	31,814,809	31,814,809	0	0	0.010%	1
			Subtotal			31,814,809	31,814,809	18,223,793	18,223,793	31,814,809	31,814,809	0	0	0.010%	1

TOTAL PORTFOLIO

						161,864,337	161,744,717	142,954,543	142,954,137	161,844,452	161,855,065	10,613	18,086	0.076%	126
														WAY	WAM

Nueces County Hospital District
Investment Transaction Activity
January 1, 2021 - March 31, 2021

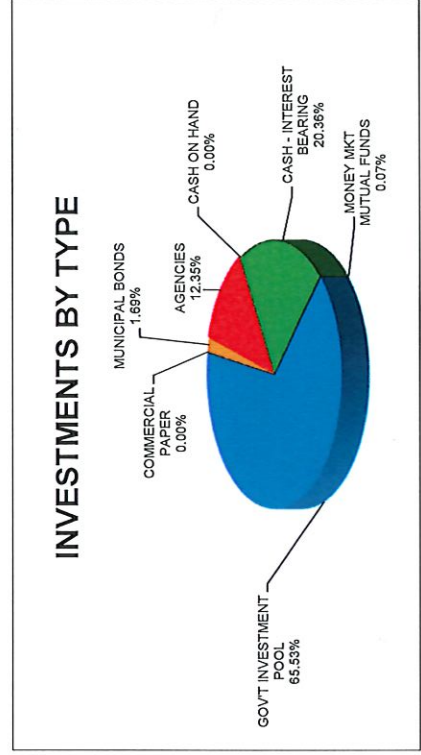
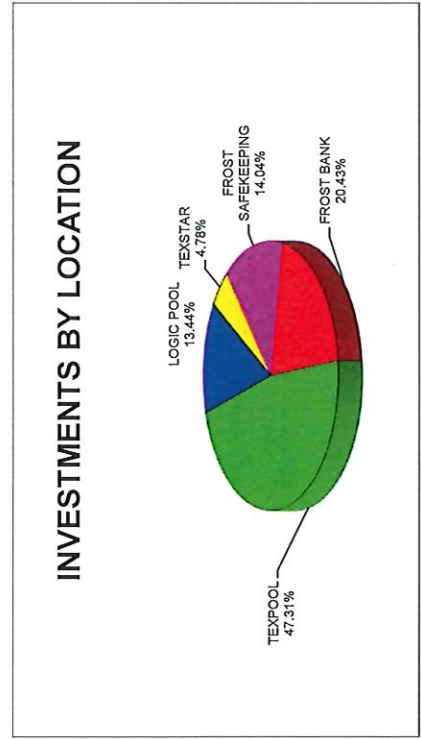
Settle Date	Maturity	Call Date	Type	CUSIP	Coupon	Price	Par	Principal	Acc'd Interest	Total Settlement	Yield to Mat/Call	Broker
03/12/2021	03/12/2024	04/12/2021	FHLB Call Note	3130ALJ70	0.400%	100.0000	4,000,000.00	4,000,000.00	0.00	4,000,000.00	0.400%	BOK Financial
							Total Purchases:	4,000,000.00	0.00	4,000,000.00		
Total Maturities/Calls:												
							0.00	0.00	0.00	0.00	0.00	

Maturities/Calls

NUECES COUNTY HOSPITAL DISTRICT
 INVESTMENTS SUMMARY BY LOCATION & TYPE
 FY 2021 2ND QUARTER (JANUARY 1 - MARCH 31, 2021)

	FROST BANK	TEXPOOL	LOGIC	TEXSTAR	FROST SAFEKEEPING	TOTAL	PERCENT BY TYPE OF INVESTMENT
CASH ON HAND	\$150	\$0	\$0	\$0	\$0	\$150	0.00%
CASH - INTEREST BEARING	\$32,948,379	\$0	\$0	\$0	\$0	\$32,948,379	20.36%
MONEY MKT MUTUAL FUNDS	\$117,298	\$0	\$0	\$0	\$0	\$117,298	0.07%
GOVT INVESTMENT POOLS	\$0	\$76,570,074	\$21,752,130	\$7,736,686	\$0	\$106,058,890	65.53%
COMMERCIAL PAPER	\$0	\$0	\$0	\$0	\$0	\$0	0.00%
MUNICIPAL BONDS	\$0	\$0	\$0	\$0	\$2,727,291	\$2,727,291	1.69%
TREASURY NOTES AND BONDS	\$0	\$0	\$0	\$0	\$0	\$0	0.00%
AGENCIES	\$0	\$0	\$0	\$0	\$19,992,445	\$19,992,445	12.35%
TOTAL INVESTMENTS	\$33,065,827	\$76,570,074	\$21,752,130	\$7,736,686	\$22,719,736	\$161,844,452	100.00%

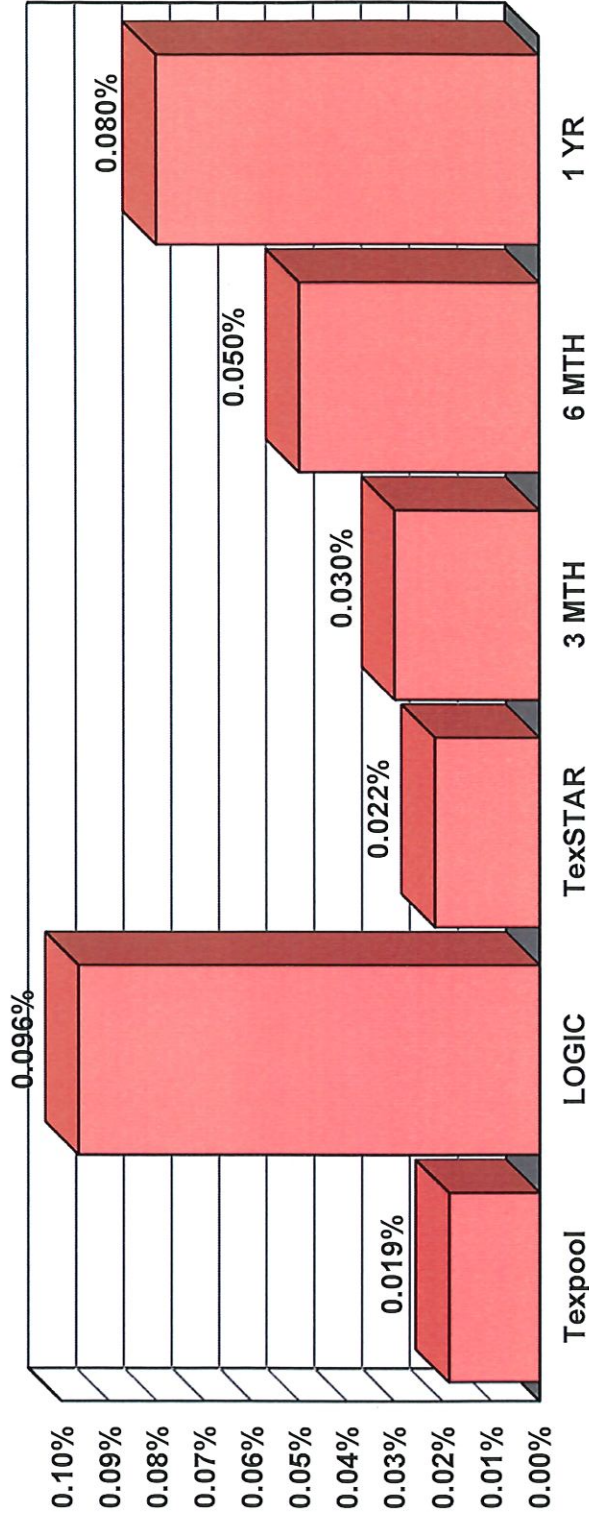
PERCENT BY HOLDER OF INVESTMENTS	20.43%	47.31%	13.44%	4.78%	14.04%	100.00%
---------------------------------------------	---------------	---------------	---------------	--------------	---------------	----------------



NUECES COUNTY HOSPITAL DISTRICT

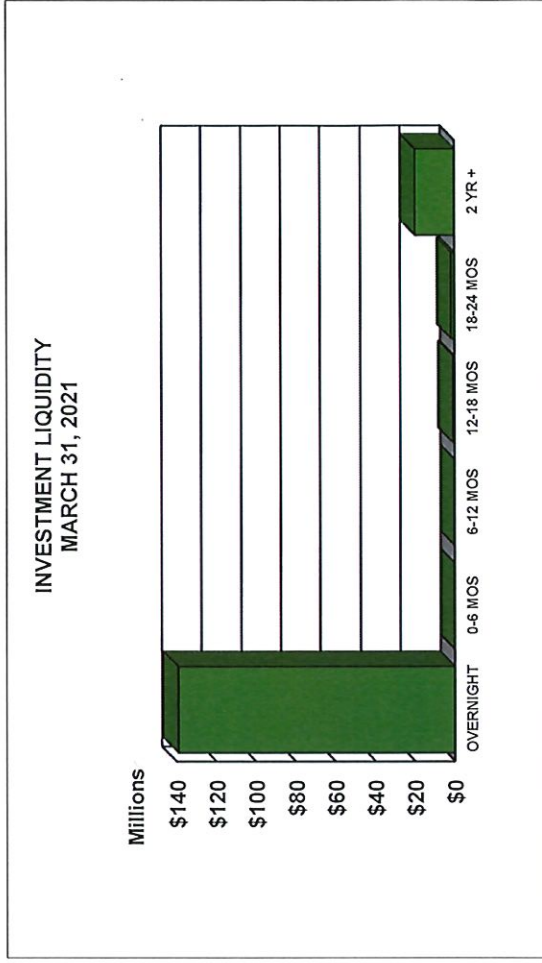
POOL RATES V. TREASURIES

MARCH 31, 2021



**NUECES COUNTY HOSPITAL DISTRICT
 INVESTMENT SUMMARY BY LIQUIDITY
 FY 2021 2ND QUARTER (JANUARY 1 - MARCH 31, 2021)**

<u>INVESTMENT-YRS TO MATURITY</u>	<u>AMOUNT</u>	
CASH & CASH EQUIVALENTS	\$139,124,717	86.0%
MATURES IN 0-6 MONTHS	\$0	0.0%
MATURES IN 6-12 MONTHS	\$0	0.0%
MATURES IN 12-18 MONTHS	\$1,000,000	0.6%
MATURES IN 18-24 MONTHS	\$1,727,291	1.1%
MATURES IN OVER 2 YEARS	\$19,992,445	12.4%
TOTAL	\$161,844,452	100.0%



NUECES COUNTY HOSPITAL DISTRICT QUARTERLY BENCHMARK COMPARISON MARCH 31, 2021

