

**Date:** 7/31/2018



## **Managed Asset Portfolio Program**

# **Stephenville ISD General Fund**

**TCG Advisors, LP  
900 S Capital of Texas Highway  
Suite 350  
Austin, TX 78746  
P: 512-306-9939  
F: 512-306-9959**



## Portfolio Summary

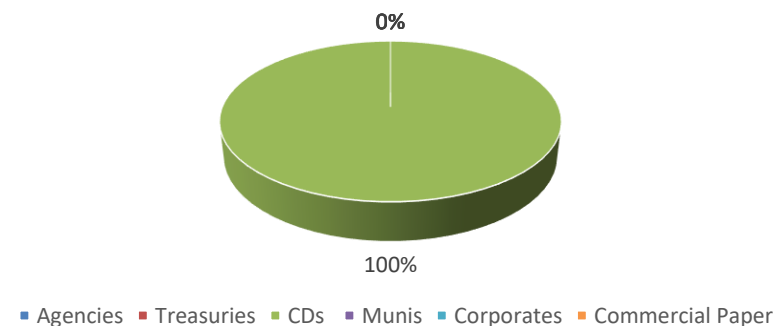
Account: Stephenville ISD General Fund

Investable Asset Totals	
Amortized Book Value	\$0
Cost Basis	\$133,000
Total Par Value	\$133,000
Current Market Value	\$133,000
Gross Annual Income	\$3,791
Est. Total Accrued Int.	\$0
Total Invested	\$133,000
Total Positions	1

Investable Assets does not include Money Market funds

Investable Asset Averages	
Avg. Maturity	2.04
Avg. Effective Duration	2.00
Avg. Coupon	2.85%
Avg. Yield to Maturity	2.85%
Avg. Yield to Call	2.85%
Avg. Current Yield	2.85%
Avg. S&P Credit Quality	AA+
Avg. Mdys Credit Quality	Aa1

Investment Type	Amount	Percent
Agencies	\$0	0%
Treasuries	\$0	0%
CDs	\$133,000	100%
Munis	\$0	0%
Corporates	\$0	0%
Commercial Paper	\$0	0%



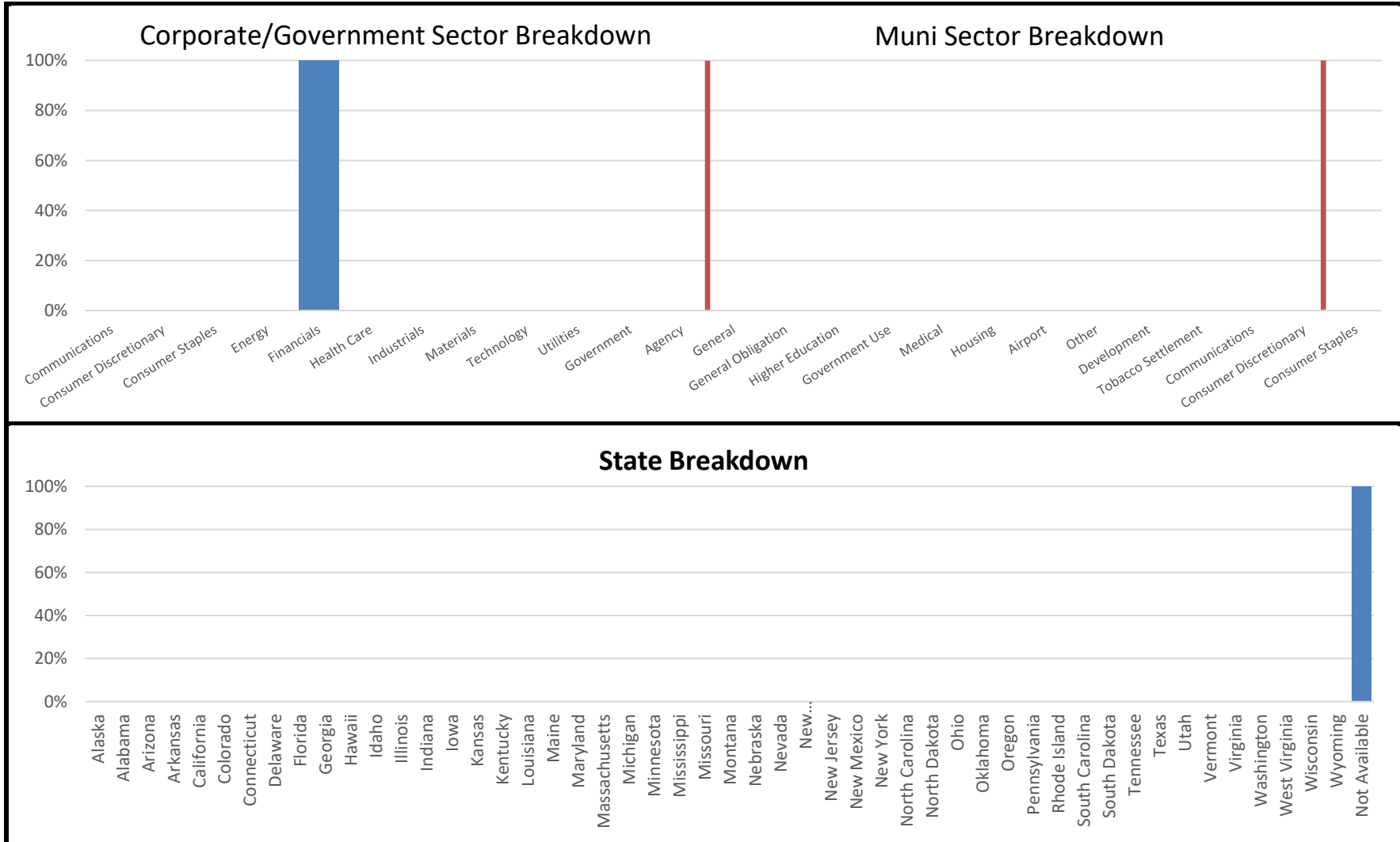
Disclaimer—A disclosure is provided at the end of this report. Please read it thoroughly before making any investment decisions. This report is for the recipient to which it was delivered only. Data and evaluations are provided by Bloomberg Professional Services, LP and other sources deemed reliable. Price, quantity, yield, rating, cash flow and availability for the fixed income securities shown may change. If sold prior to maturity, principal and yield may vary.

Date 7/31/2018  
Page 2



# Portfolio Allocation

Account: Stephenville ISD General Fund



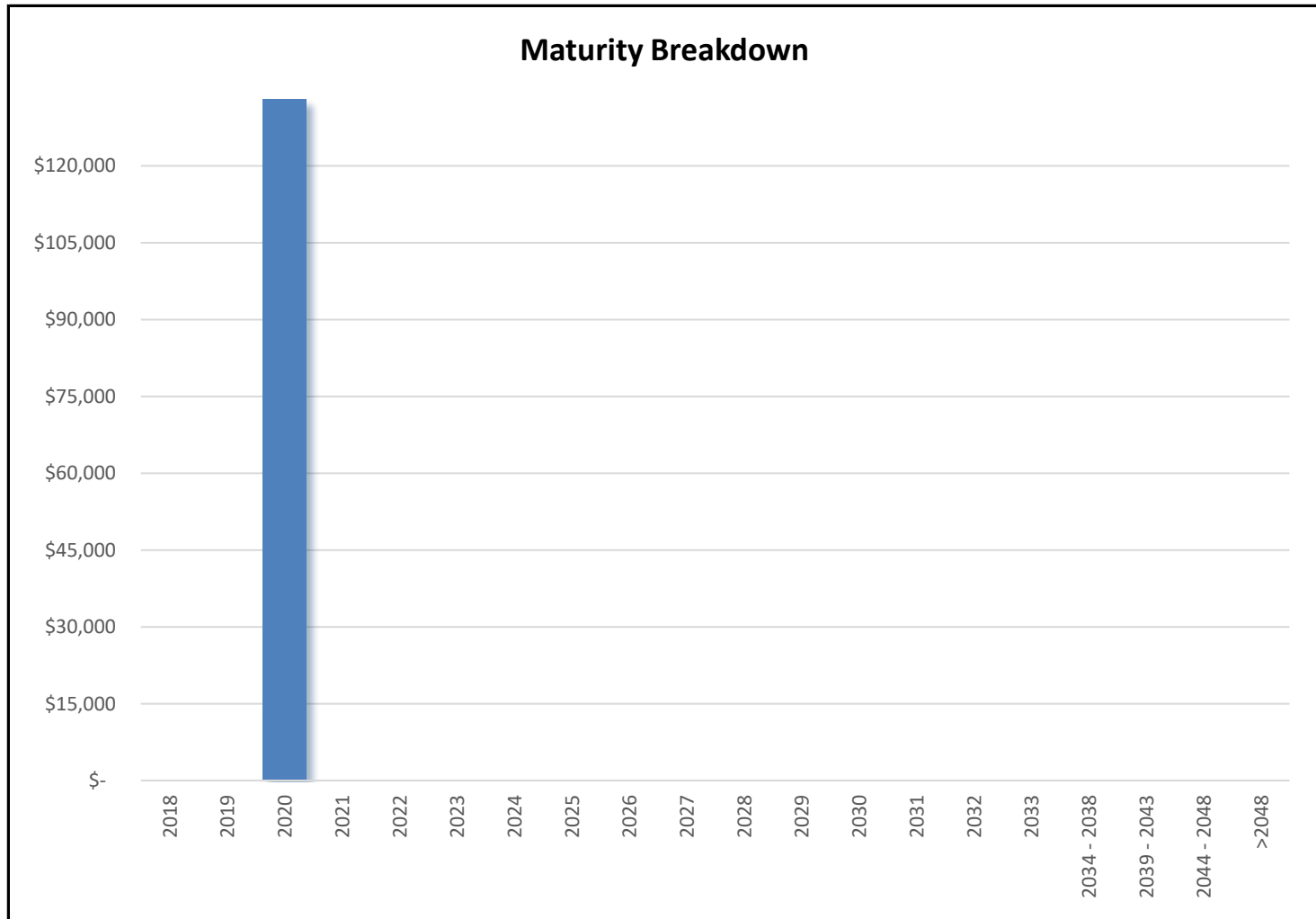
Disclaimer—A disclosure is provided at the end of this report. Please read it thoroughly before making any investment decisions. This report is for the recipient to which it was delivered only. Data and evaluations are provided by Bloomberg Professional Services, LP and other sources deemed reliable. Price, quantity, yield, rating, cash flow and availability for the fixed income securities shown may change. If sold prior to maturity, principal and yield may vary.



# Maturity Schedule

Account: Stephenville ISD General Fund

Average Maturity: 2.04 Yrs



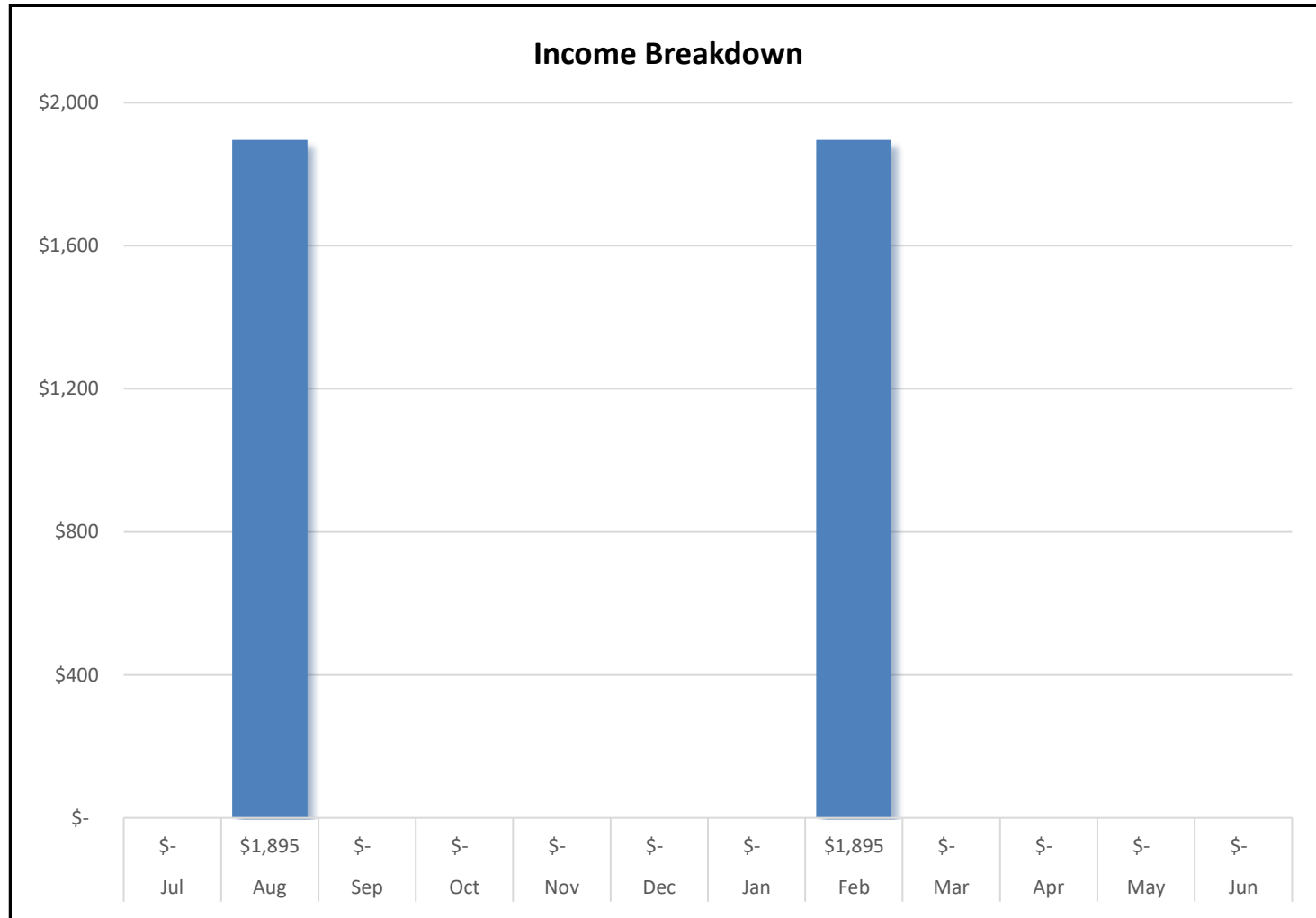
Disclaimer—A disclosure is provided at the end of this report. Please read it thoroughly before making any investment decisions. This report is for the recipient to which it was delivered only. Data and evaluations are provided by Bloomberg Professional Services, LP and other sources deemed reliable. Price, quantity, yield, rating, cash flow and availability for the fixed income securities shown may change. If sold prior to maturity, principal and yield may vary.



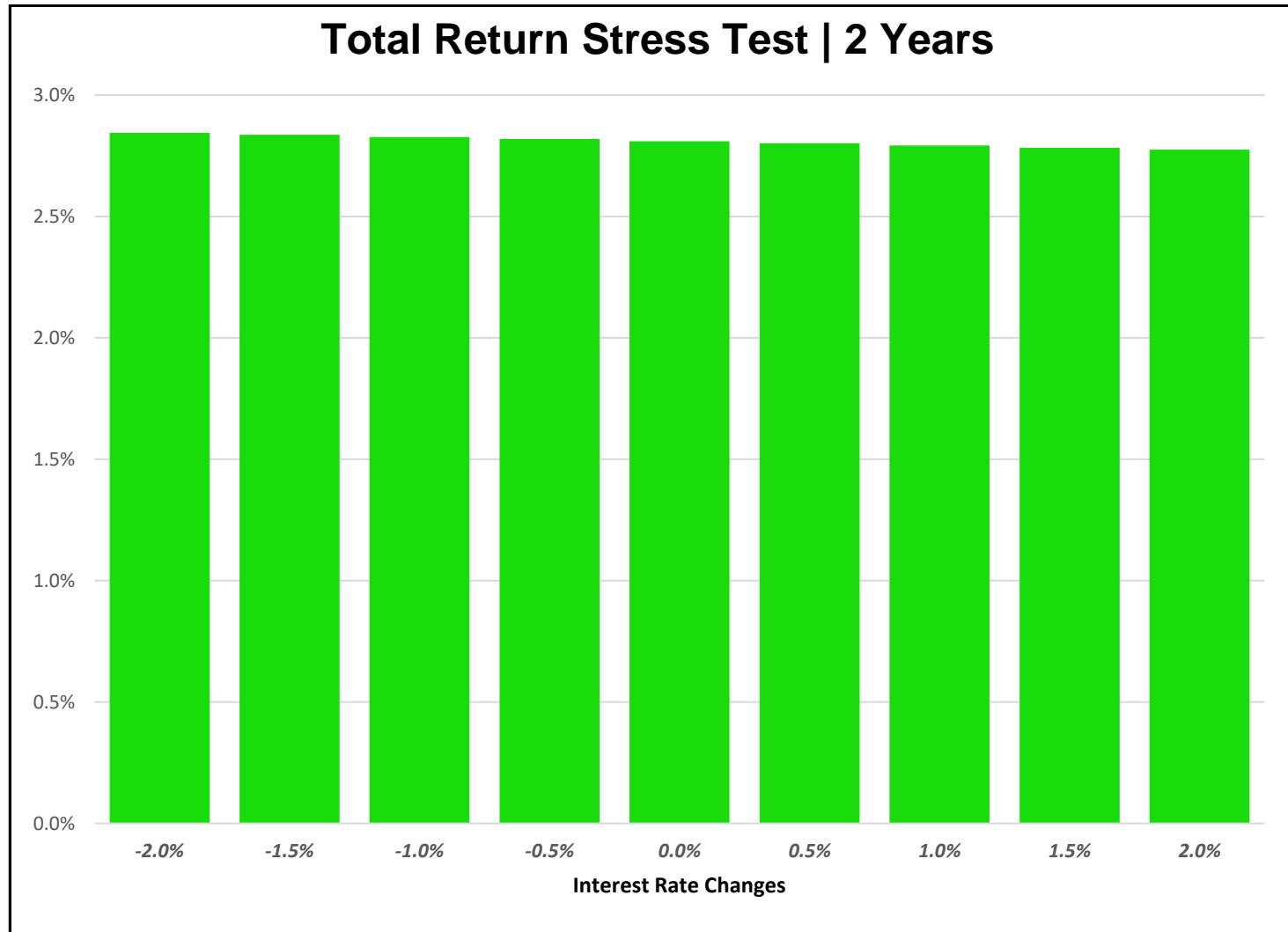
# Portfolio Cash Flow

Account: Stephenville ISD General Fund

**Grs. Annual Income: \$3,791**



Disclaimer—A disclosure is provided at the end of this report. Please read it thoroughly before making any investment decisions. This report is for the recipient to which it was delivered only. Data and evaluations are provided by Bloomberg Professional Services, LP and other sources deemed reliable. Price, quantity, yield, rating, cash flow and availability for the fixed income securities shown may change. If sold prior to maturity, principal and yield may vary.




Disclaimer—A disclosure is provided at the end of this report. Please read it thoroughly before making any investment decisions. This report is for the recipient to which it was delivered only. Data and evaluations are provided by Bloomberg Professional Services, LP and other sources deemed reliable. Price, quantity, yield, rating, cash flow and availability for the fixed income securities shown may change. If sold prior to maturity, principal and yield may vary.



## Position Listing

Account: Stephenville ISD General Fund

Cusip Type	Par Value \$000's	Description	Rating S&P/Moodys	Coupon	Maturity Call Date	Cost Price	YTM/ YTC	Duration State/Cntry	Market Value	Cash Flow
48128FNS7 CD	133	JP MORGAN CHASE BANK NA	AA+ Aa1	2.85%	8/14/2020 8/14/2019	100.000	2.85% 2.85%	2.00 US	\$ 133,000	Feb - Aug \$ 7,581





## Position Details

Issuer Information	Credit Information
Issuer Name JP MORGAN CHASE BANK NA	S&P Rating AA+
Industry/State US	S&P Underlying Rating N.A.
Web Site	Moody's Rating Aa1
Description	Moody's Underlying Rating N.A.
	Fitch Rating AA+
	Fitch Underlying Rating N.A.
	Bloomberg Rating IG2
	KBRA Rating N.A.
	Insurance Program? No
	Insurance Provider(s) N.A.

Security Information	Trade Information
Name MORGAN CHASE BANK	Sink? No
CUSIP 48128FNS7	Next Sink Date?
Security Type CD	Lottery Sink?
Issue Type	Dated Date
Maturity 8/14/2020	1st Settle Date 8/14/2018
Coupon 2.85%	Next Settle Date 8/14/2018
Coupon Type	Int Accrual Date 8/14/2018
Coupon Freq. Semi-Annual	1st Coupon Date 2/14/2019
Yield to Maturity 2.85%	Next Coupon Date 2/14/2019
Yield to Worst 2.85%	Week of Sale - 08/14/18
Duration 2.00	Amount Issued
	Amount Outstanding 1
Tax Provision	<b>Dealers</b>
Callable? Yes	<b>Prices</b>
Next Call Date 8/14/2019	1 GFS 100
Lottery Call? No	2 Piper Jaffray 100
Extraordinary Redemption? Yes	3 Goldman Sachs 100
Extraordinary Redemption Type	BVAL Px 100
Next Redemption Date	<b>Upcoming Interest &amp; Maturity</b>
Lottery Redemption? No	2/14/2019 1910.83
Prerefunded? No	8/14/2019 1879.67
Refunded Date	2/14/2020 1910.83
	8/14/2020 1890.06

Issuer Information	Credit Information
Issuer Name	S&P Rating
Industry/State	S&P Underlying Rating
Web Site	Moody's Rating
Description	Moody's Underlying Rating
	Fitch Rating
	Fitch Underlying Rating
	Bloomberg Rating
	KBRA Rating
	Insurance Program?
	Insurance Provider(s)
	Maturity

Security Information	Trade Information
Name	Sink?
CUSIP	Next Sink Date?
Security Type	Lottery Sink?
Issue Type	Dated Date
Maturity	1st Settle Date
Coupon	Next Settle Date
Coupon Type	Int Accrual Date
Coupon Freq.	1st Coupon Date
Yield to Maturity	Next Coupon Date
Yield to Worst	Week of Sale
Duration	Amount Issued
	Amount Outstanding
Tax Provision	<b>Dealers</b>
Callable?	<b>Prices</b>
Next Call Date	1
Lottery Call?	2
Extraordinary Redemption?	3
Extraordinary Redemption Type	BVAL Px
Next Redemption Date	<b>Upcoming Interest &amp; Maturity</b>
Lottery Redemption?	
Prerefunded?	
Refunded Date	

Issuer Information	Credit Information
Issuer Name	S&P Rating
Industry/State	S&P Underlying Rating
Web Site	Moody's Rating
Description	Moody's Underlying Rating
	Fitch Rating
	Fitch Underlying Rating
	Bloomberg Rating
	KBRA Rating
	Insurance Program?
	Insurance Provider(s)

Security Information	Trade Information
Name	Sink?
CUSIP	Next Sink Date?
Security Type	Lottery Sink?
Issue Type	Dated Date
Maturity	1st Settle Date
Coupon	Next Settle Date
Coupon Type	Int Accrual Date
Coupon Freq.	1st Coupon Date
Yield to Maturity	Next Coupon Date
Yield to Worst	Week of Sale
Duration	Amount Issued
	Amount Outstanding
Tax Provision	<b>Dealers</b>
Callable?	<b>Prices</b>
Next Call Date	1
Lottery Call?	2
Extraordinary Redemption?	3
Extraordinary Redemption Type	BVAL Px
Next Redemption Date	<b>Upcoming Interest &amp; Maturity</b>
Lottery Redemption?	
Prerefunded?	
Refunded Date	





## **TCG Disclosures**

**TCG Advisors, LP is a registered investment advisor regulated by the U.S. Securities and Exchange Commission (SEC) and the Municipal Securities Rulemaking Board (MSRB), subject to the Rules and Regulations of the Investment Advisor Act of 1940 and MSRB Rules. Registration does not imply a certain level of skill or training. TCG Advisors, LP is a part of TCG Group Holdings, LLP. TCG Group Holdings, LLP, owns and operates several other entities which provide various services to employers across the U.S. Those affiliates (wholly-owned subsidiaries of TCG Group Holdings, LLP) sometimes provide services to TCG Advisors' Clients. These affiliates are Total Compensation Group Consulting, LP; TCG Administrators, LP (f/k/a JEM Resource Partners, LP); TCG Benefits (f/k/a The Paragon Group, LP; Paragon National, LP; and Paragon Benefits, LP, collectively). The business activities of these companies are discussed in its ADV Part 2A. TCG Advisors is located in Austin, Texas, and a copy of its Form ADV Part 2 is available upon request.**

**An investment in the fixed income securities discussed will involve a significant degree of risk, and there can be no assurance that the investment objectives will be achieved or that an investment therein will be profitable. The performance presented herein does not reflect the reinvestment of earnings, the deduction of all management fees, performance-based allocations, brokerage fees and other expenses applicable to the fixed income security purchases.**

**Past performance is not necessarily indicative of the future performance or the profitability of an investment in the proposed portfolio. All investing involves risk. An investment in the portfolio will be subject to a wide variety of risks and considerations, such as interest risk, credit risk and default risk, as well as market conditions and availability. The ratings of the fixed income securities are provided by independent rating agencies, and such ratings are subject to change at any time and are not meant as a recommendation to buy, sell or hold any particular security. Securities with the same rating can actually trade at significantly different prices.**

**This report includes forward-looking statements. All statements that are not historical facts are forward-looking statements, including any statements that relate to future market conditions, results, operations, strategies or other future conditions or developments and any statements regarding objectives, opportunities, positioning or prospects. Forward-looking statements are necessarily based upon speculation, expectations, estimates and assumptions that are inherently unreliable and subject to significant business, economic and competitive uncertainties and contingencies. Forward-looking statements are not a promise or guaranty about future events.**