




Education



Committee

March 2025



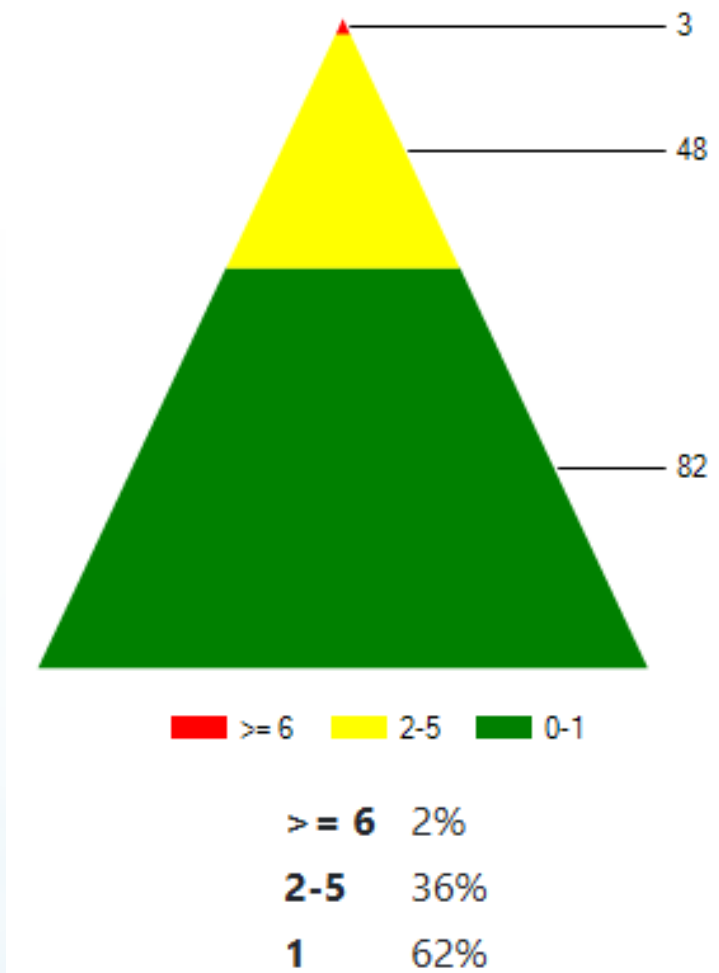
Agenda

I. Elementary Behavior Data - 2nd Trimester (11/11/24-2/21/25)

II. Elementary ELA Curriculum Adoption

District Wide-Elementary

Number of:	
Referrals	240
In-school Suspensions (ISS, SIS)	56
Out of School Suspension (OSS)	43
Detentions	82
Referred to Juvenile Authorities (RJA)	1
Conditional Probationary Agreement (CPA)	1




Elementary - District-Wide

Top Offenses		Top Locations	
Dangerous Behavior	64	Classroom	63
Disruptive/LOC	41	Playground/Recess	51
Physical Aggression	34	Bus	11

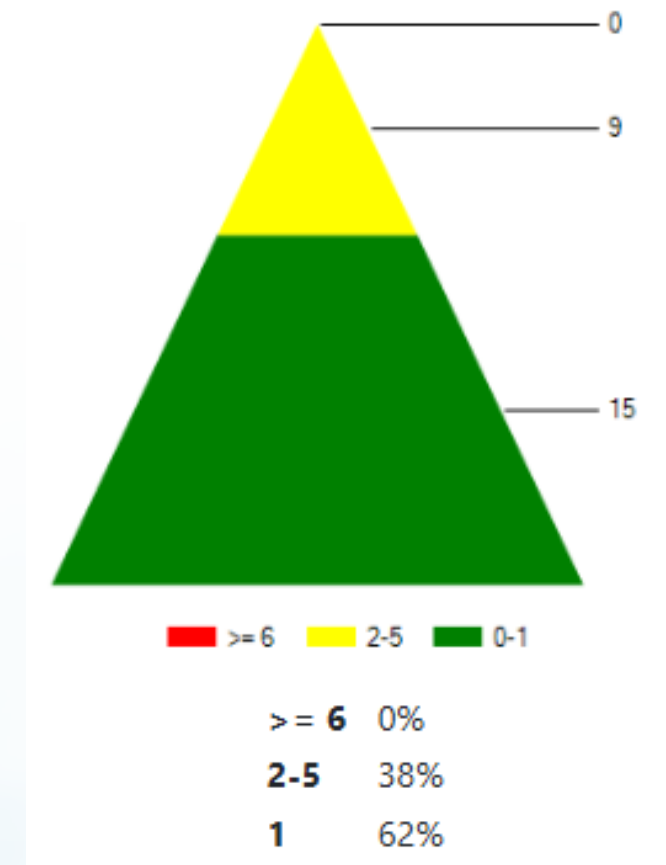
Analysis:

- In FY 24, there were 363 referrals for grades K-5 for this trimester (240 - FY 25)
- Interventions put in place are working



Loves Park-ALL

Number of:	
Referrals	45
In-school Suspensions (ISS, SIS)	8
Out of School Suspension (OSS)	19
Detentions	8
Referred to Juvenile Authorities (RJA)	0
Conditional Probationary Agreement (CPA)	0



Loves Park- ALL

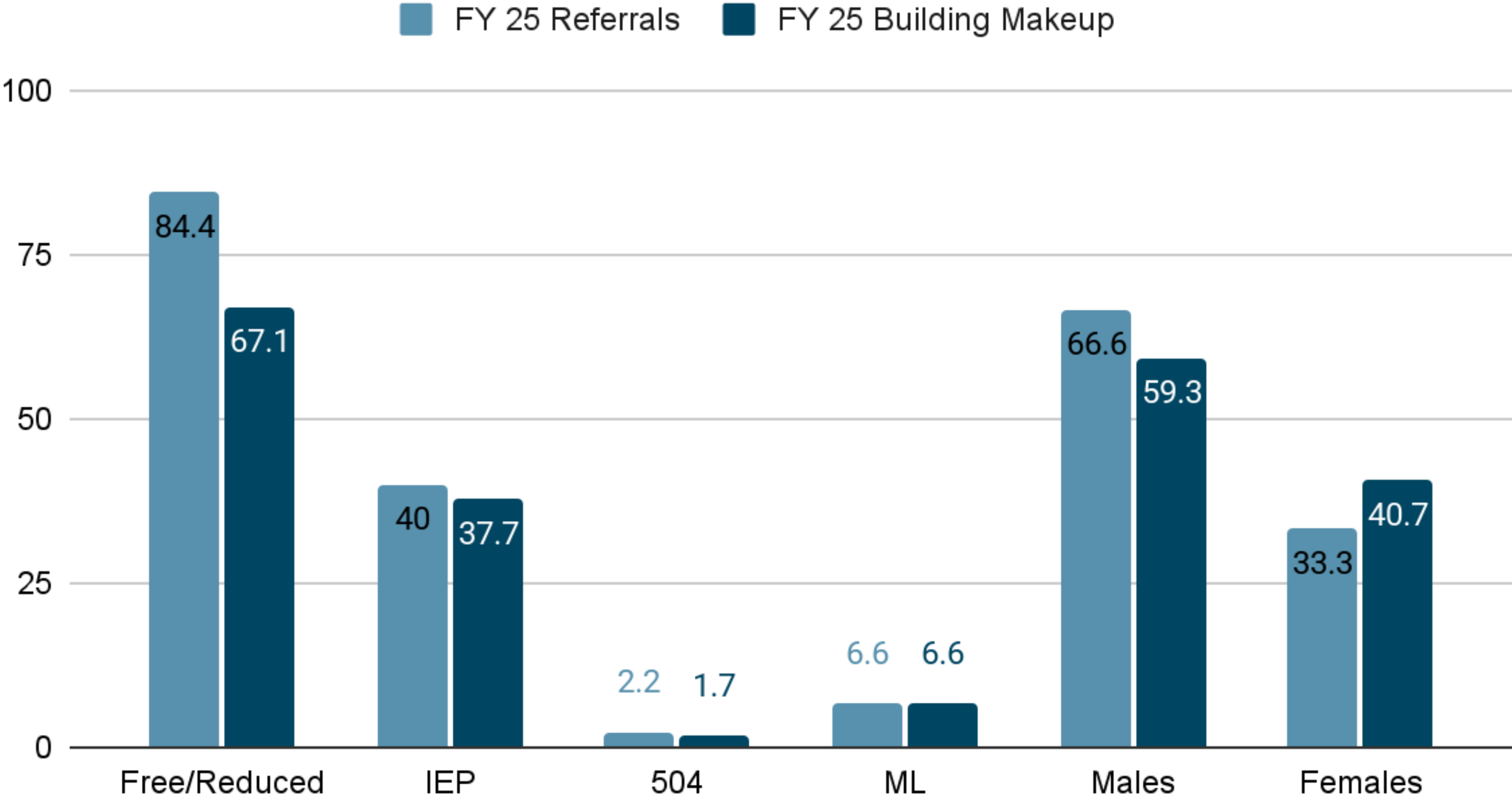
Top Offenses		Top Locations	
Dangerous Behavior	17	Classroom	20
Fighting	8	Playground/Recess	11
Disruptive/Loc	6	Gym	4

Analysis:

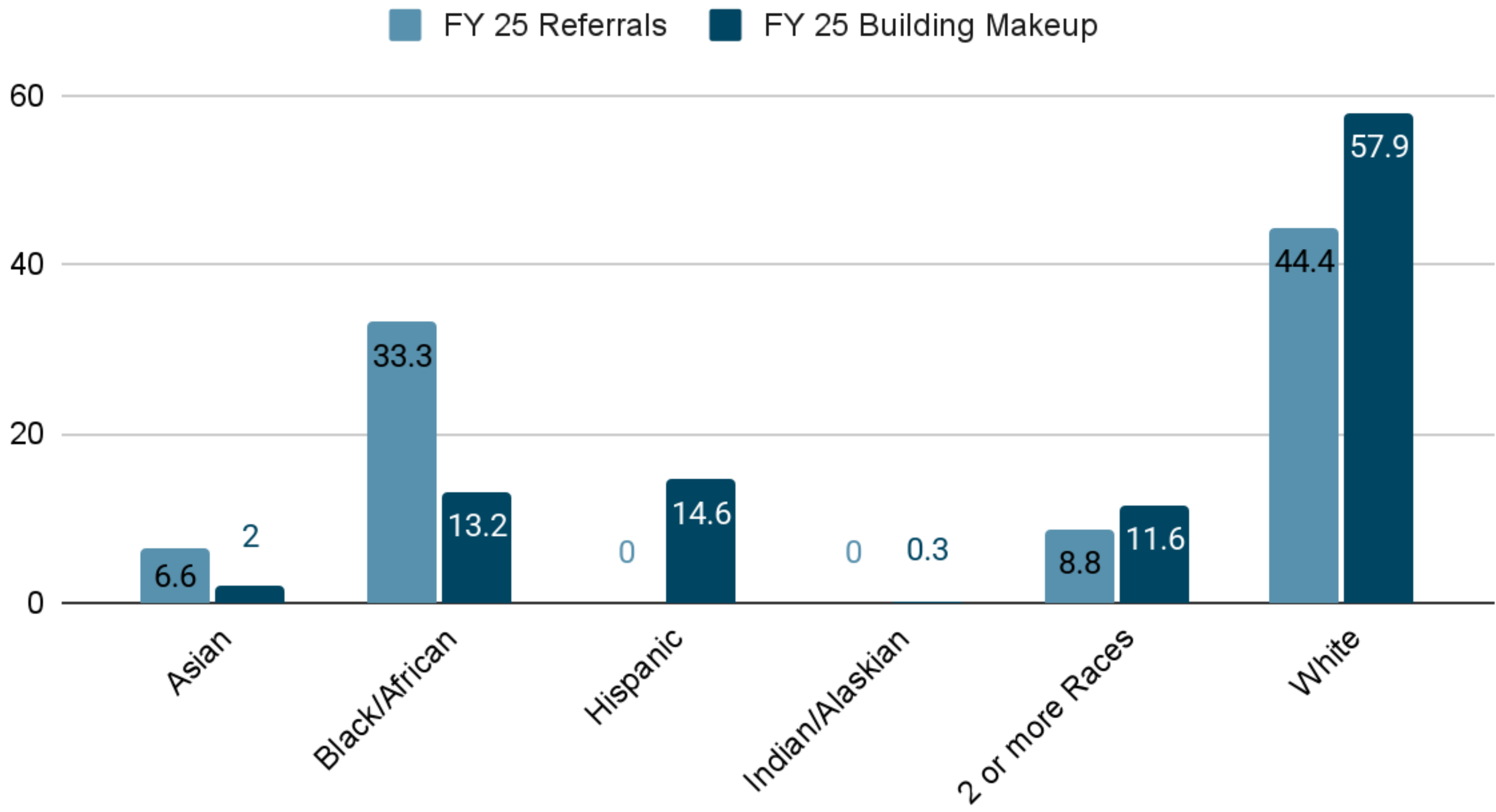
- Referrals went down by 5
- The teachers are doing an excellent job of dealing with and correcting minor behaviors in class and by staying in contact with parents and building relationships with their students
- We find most of our referrals that make it to the administrative level are higher level and mostly serious in nature.
- 24 students received referrals - 4 students received 2 referrals and 15 received only 1.
- That calculates to 5 students accounting for half of the referrals.



Behavior by Student Group

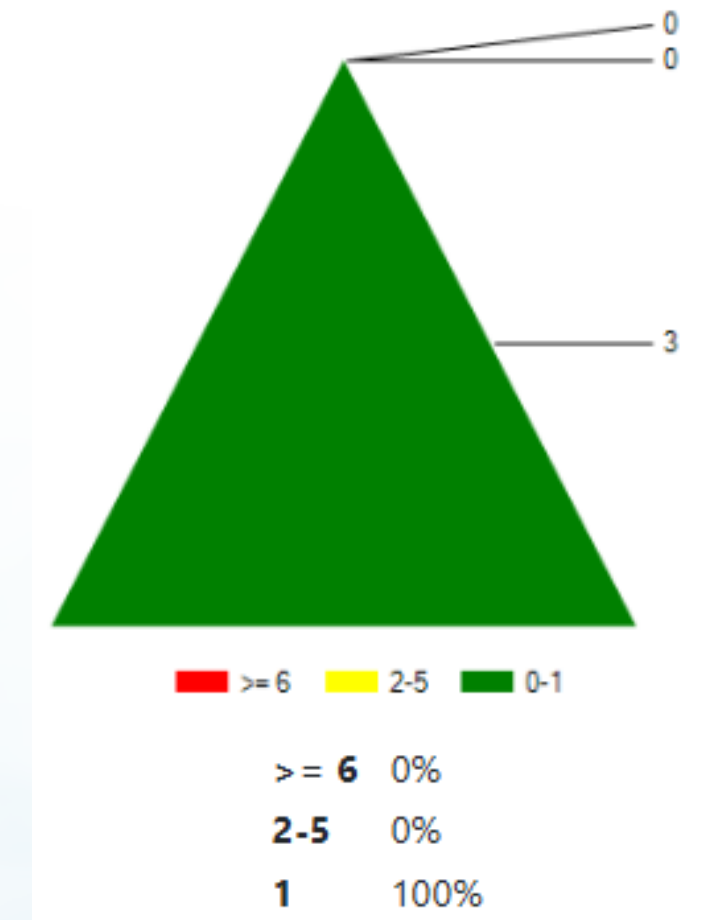


Behavior Data by Race



Loves Park-1st Grade

Number of:	
Referrals	3
In-school Suspensions (ISS, SIS)	0
Out of School Suspension (OSS)	2
Detentions	0
Referred to Juvenile Authorities (RJA)	0
Conditional Probationary Agreement (CPA)	0




Loves Park - 1st Grade

Top Offenses		Top Locations	
Dangerous Behavior	3	Classroom	2
		Playground/Recess	1

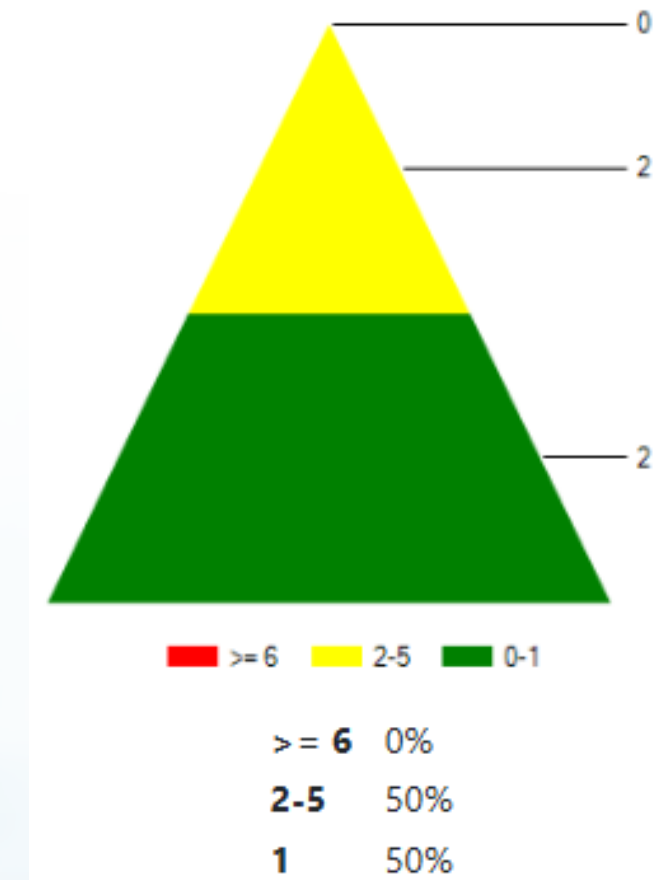
Analysis:

- These referrals are accounted for by 3 separate students.
- Again these were more serious in nature with 2 rising to the level of having the parent in and sending the student home.



Loves Park-2nd Grade

Number of:	
Referrals	9
In-school Suspensions (ISS, SIS)	3
Out of School Suspension (OSS)	2
Detentions	1
Referred to Juvenile Authorities (RJA)	0
Conditional Probationary Agreement (CPA)	0




Loves Park - 2nd Grade

Top Offenses		Top Locations	
Fighting	4	Classroom	3
Dangerous Behavior	3	Gym	2
Disruptive/LOC	1	Cafe	2

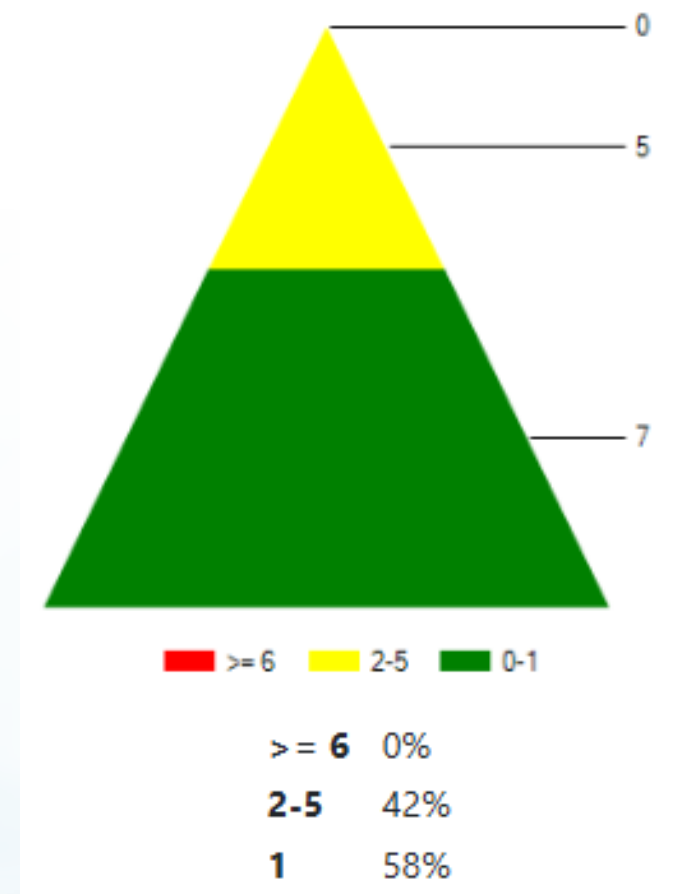
Analysis:

- The 9 total referrals are accounted for by 4 students with 1 student having 5 of the 9.
- We have continued to work with the parents of the student to partner in trying to improve behaviors
- The fighting offenses were 2 separate incidents with the same 2 students.



Loves Park-3rd Grade

Number of:	
Referrals	25
In-school Suspensions (ISS, SIS)	2
Out of School Suspension (OSS)	12
Detentions	6
Referred to Juvenile Authorities (RJA)	0
Conditional Probationary Agreement (CPA)	0



Loves Park - 3rd Grade

Top Offenses		Top Locations	
Dangerous Behavior	10	Classroom	14
Disruptive/LOC	5	Playground/Recess	7
Harassment/Bullying	3	Other	4

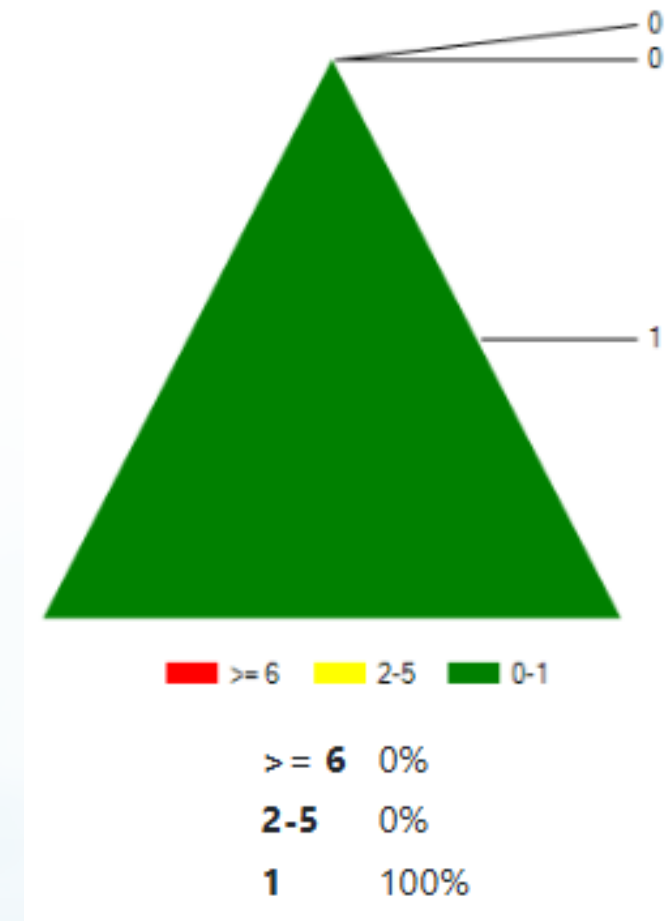
Analysis:

- 5 students account for 18 of the 25 referrals with 1 student accounting for 6 of the 25



Loves Park-4th Grade

Number of:	
Referrals	1
In-school Suspensions (ISS, SIS)	0
Out of School Suspension (OSS)	0
Detentions	1
Referred to Juvenile Authorities (RJA)	0
Conditional Probationary Agreement (CPA)	0




Loves Park - 4th Grade

Top Offenses		Top Locations	
Inappropriate Language	1	Classroom	1

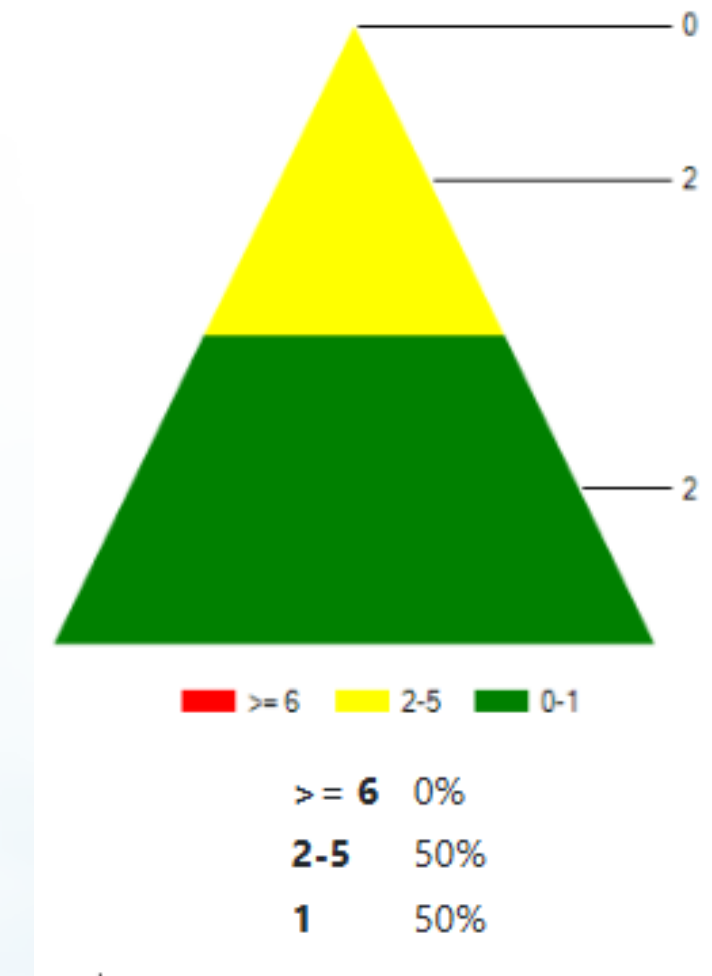
Analysis:

- Student new to school without very much in school experiences.
- During the 1st trimester he had 6 referrals
- Again the teacher and SW working with the student and parent has drastically improved the outcome for this trimester



Loves Park-5th Grade

Number of:	
Referrals	7
In-school Suspensions (ISS, SIS)	3
Out of School Suspension (OSS)	3
Detentions	0
Referred to Juvenile Authorities (RJA)	0
Conditional Probationary Agreement (CPA)	0



Loves Park - 5th Grade

Top Offenses		Top Locations	
Fighting	4	Playground	3
Insubordination	1	Restroom	2
Threat w/o Weapon	1	Art	1
Dangerous Behavior	1	Gym	1

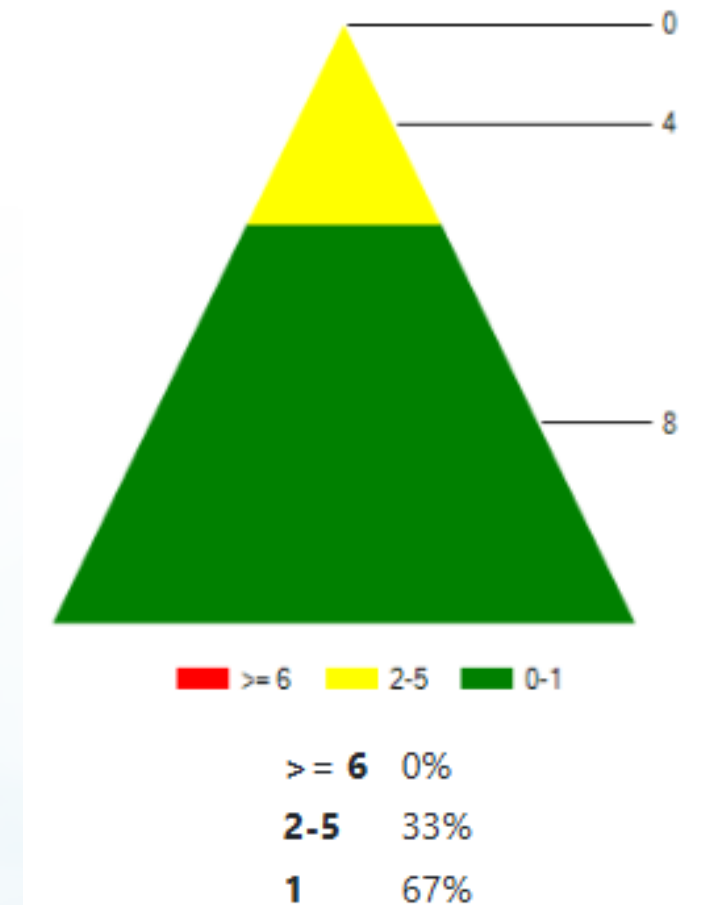
Analysis:

- 4 students accounted for the 7 referrals
- With 2 students accounting for 5 of the 7
- With the same 2 students accounting for the 2 fights.



Machesney-ALL

Number of:	
Referrals	22
In-school Suspensions (ISS, SIS)	1
Out of School Suspension (OSS)	2
Detentions	4
Referred to Juvenile Authorities (RJA)	0
Conditional Probationary Agreement (CPA)	0



Machesney- ALL

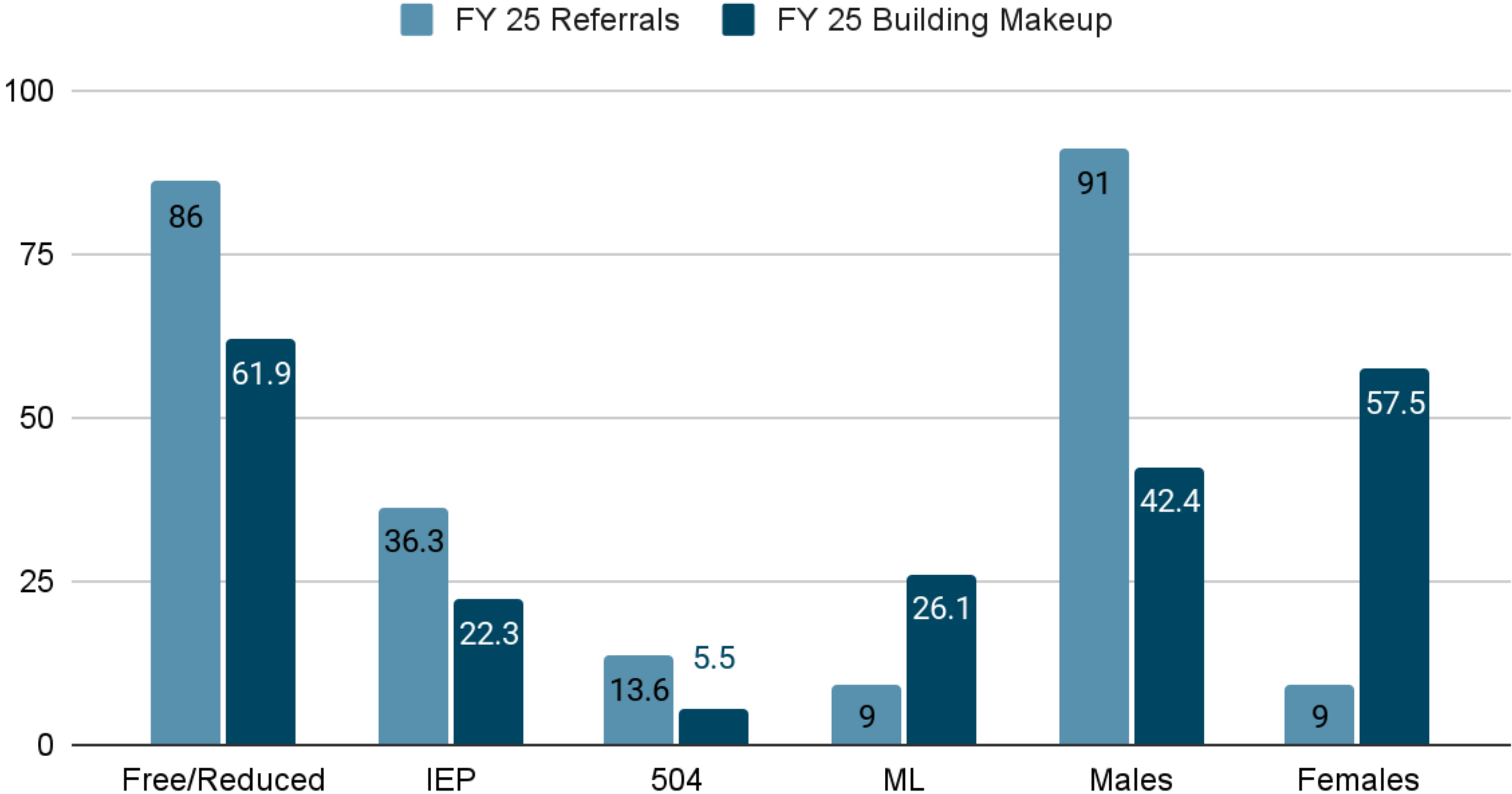
Top Offenses		Top Locations	
Physical Aggression	5	Classroom	8
Inappropriate Language	4	Playground/Recess	3
Insubordination	3	Bus	3

Analysis:

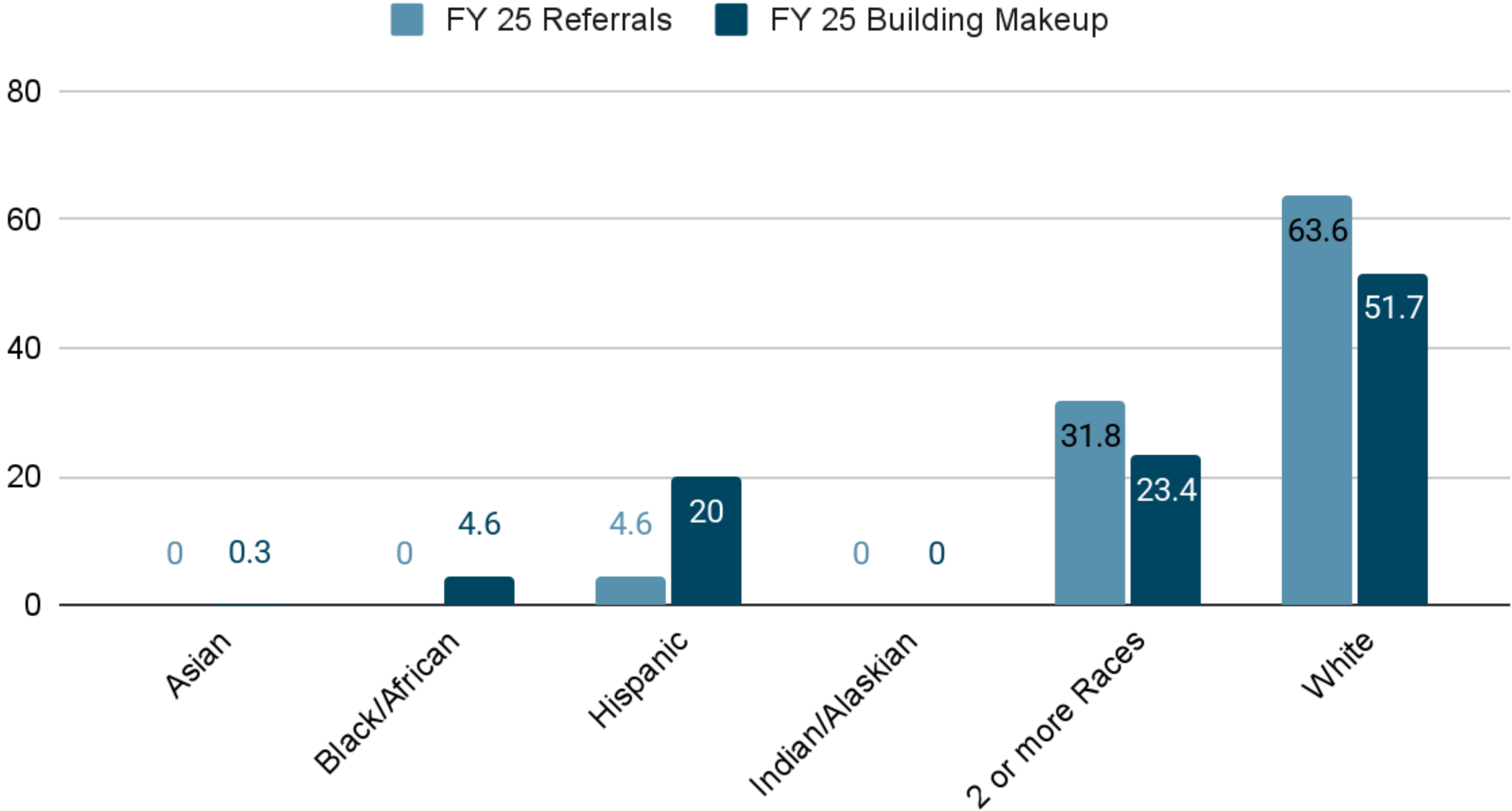
- Overall referrals are down this trimester. We continue to focus on behavior through PBIS and Second Step.



Behavior Data by Student Group



Student Behavior by Race



Machesney-1st Grade

Number of:	
Referrals	0
In-school Suspensions (ISS, SIS)	0
Out of School Suspension (OSS)	0
Detentions	0
Referred to Juvenile Authorities (RJA)	0
Conditional Probationary Agreement (CPA)	0


Machesney- 1st Grade

Top Offenses

Top Locations

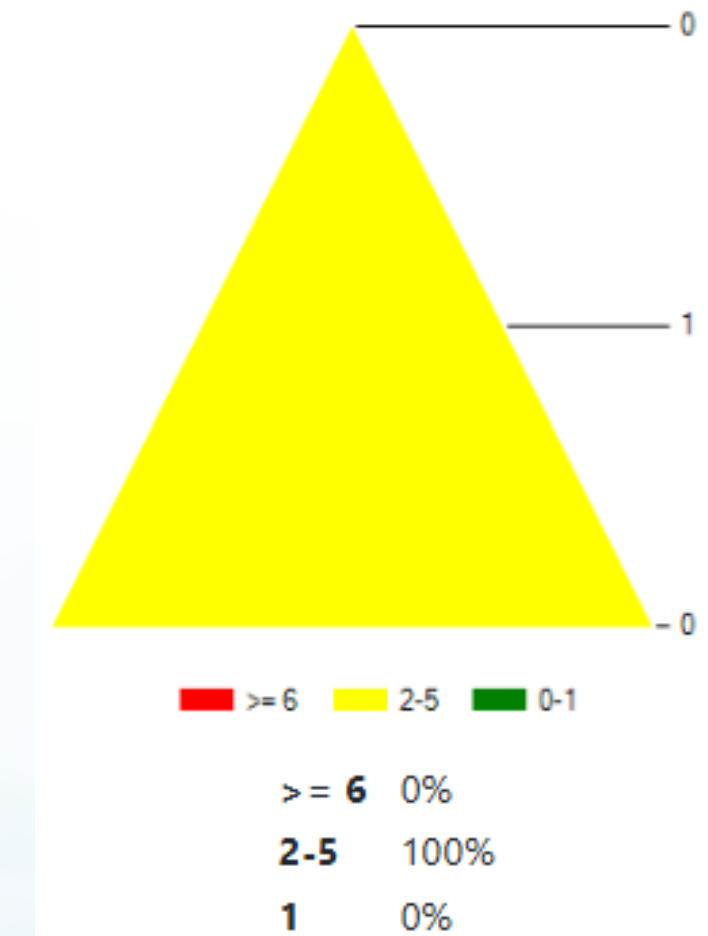
Analysis:

- No 1st grade referrals for 2nd trimester.



Machesney-2nd Grade

Number of:	
Referrals	2
In-school Suspensions (ISS, SIS)	1
Out of School Suspension (OSS)	0
Detentions	0
Referred to Juvenile Authorities (RJA)	0
Conditional Probationary Agreement (CPA)	0




Machesney - 2nd Grade

Top Offenses		Top Locations	
Physical Aggression	2	Bus	2

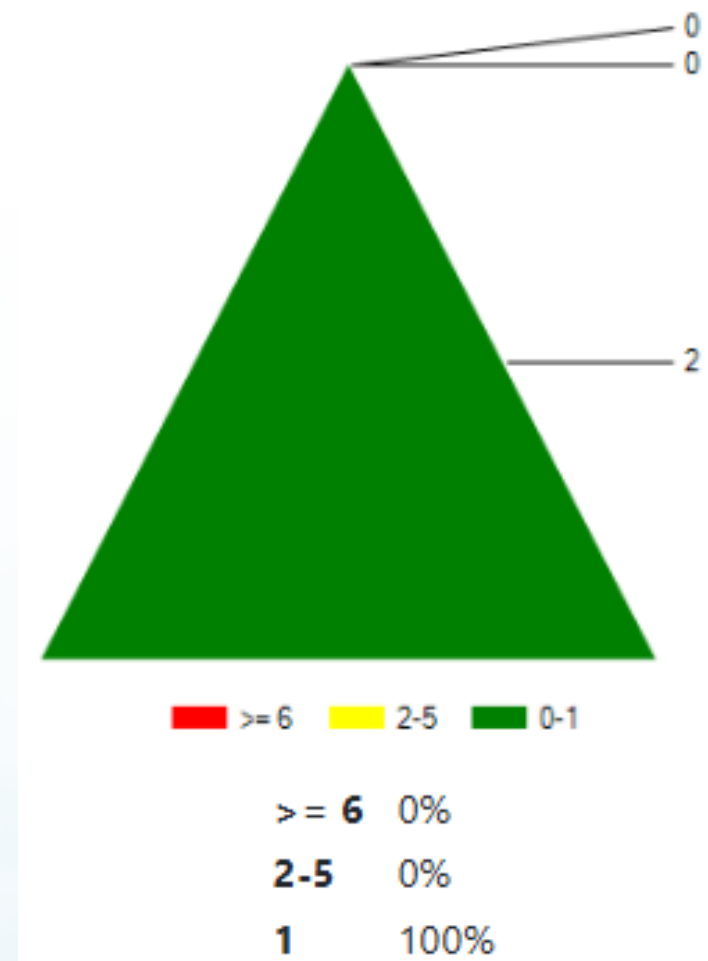
Analysis:

- 2 referrals from the bus - worked with families and social workers regarding physical aggression



Machesney-3rd Grade

Number of:	
Referrals	2
In-school Suspensions (ISS, SIS)	0
Out of School Suspension (OSS)	0
Detentions	2
Referred to Juvenile Authorities (RJA)	0
Conditional Probationary Agreement (CPA)	0



Machesney- 3rd Grade

Top Offenses		Top Locations	
Dangerous Behavior	1	Classroom	2
Electronic Devices	1		

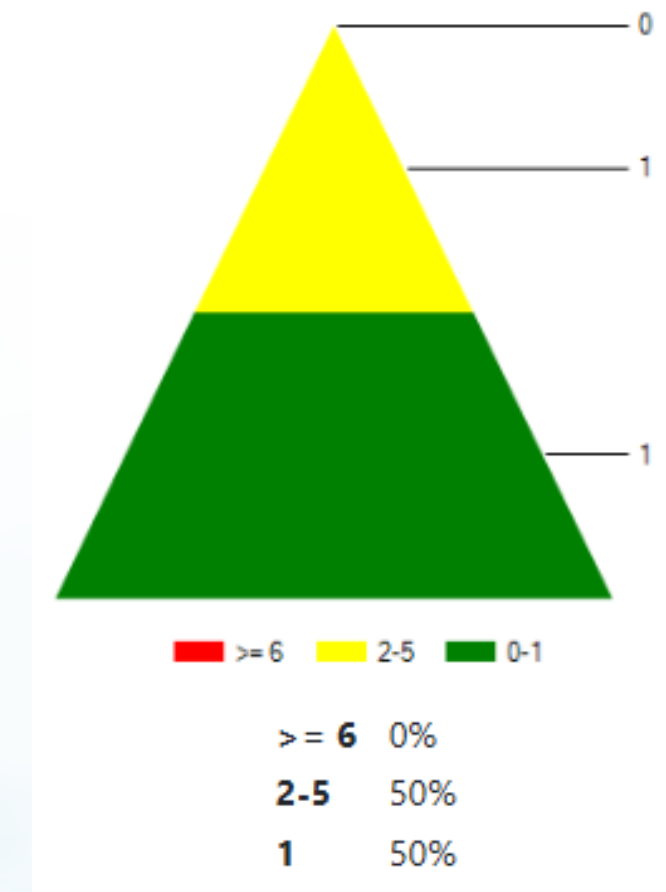
Analysis:

- Both occurred during inside recess - worked with students on appropriate inside recess activities



Machesney-4th Grade

Number of:	
Referrals	3
In-school Suspensions (ISS, SIS)	1
Out of School Suspension (OSS)	0
Detentions	0
Referred to Juvenile Authorities (RJA)	0
Conditional Probationary Agreement (CPA)	0




Machesney - 4th Grade

Top Offenses		Top Locations	
Inappropriate Lang	2	Classroom	2
Weapon Other	1	Hallway	1

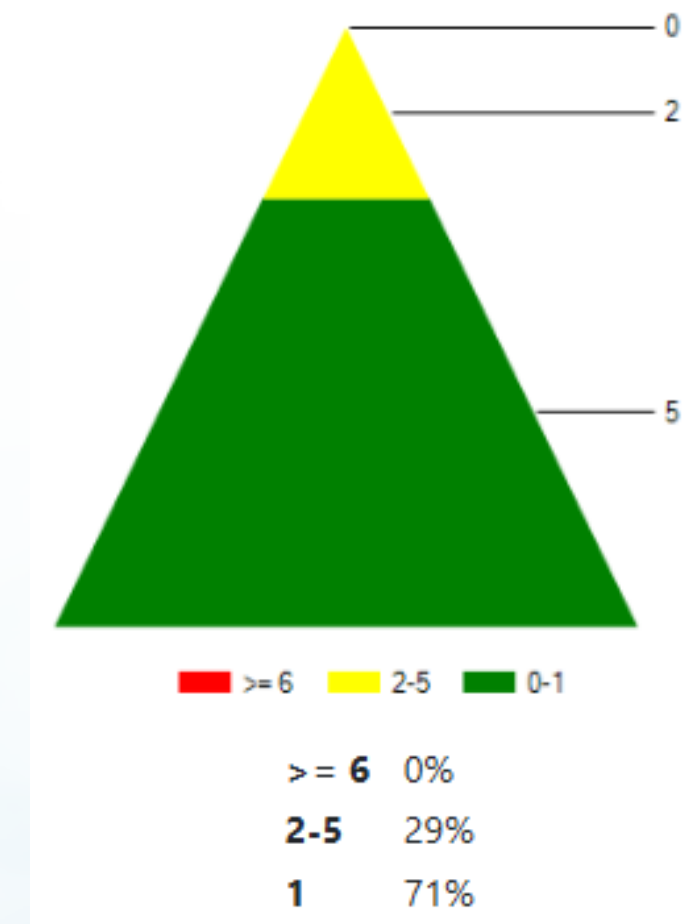
Analysis:

- Inappropriate language was during inside recess - worked with students on appropriate inside behavior



Machesney-5th Grade

Number of:	
Referrals	15
In-school Suspensions (ISS, SIS)	0
Out of School Suspension (OSS)	2
Detentions	3
Referred to Juvenile Authorities (RJA)	0
Conditional Probationary Agreement (CPA)	0



Machesney - 5th Grade

Top Offenses		Top Locations	
Insubordination	3	Classroom	4
Physical Aggression	3	Gym	3
Horse Play	2	Hallway	3

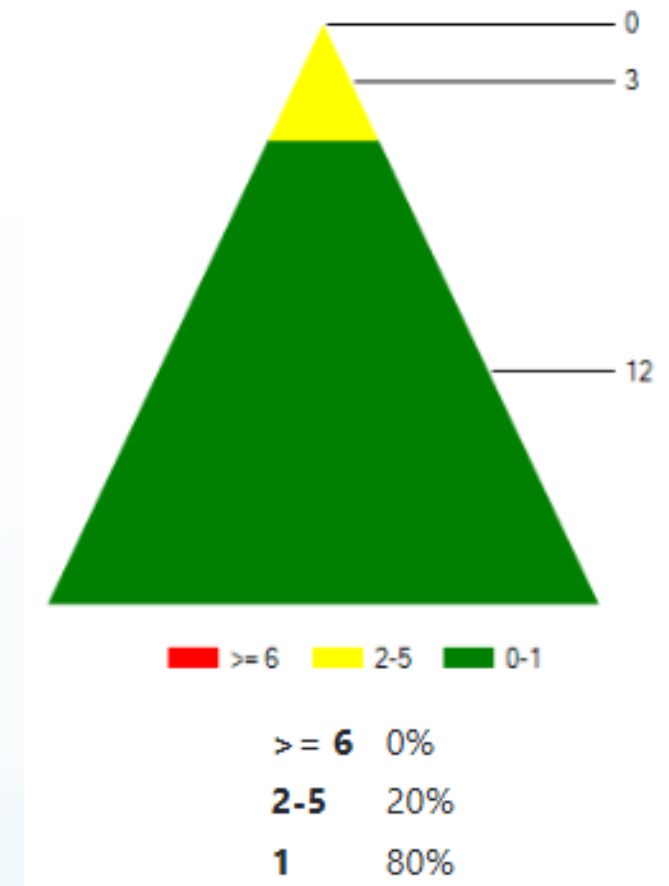
Analysis:

- Our 5th grade really struggles with personal space and keeping hands to themselves - worked with families and social workers to address the physical aggression and horseplay. What is appropriate at school behavior?



Maple-ALL

Number of:	
Referrals	22
In-school Suspensions (ISS, SIS)	0
Out of School Suspension (OSS)	1
Detentions	17
Referred to Juvenile Authorities (RJA)	0
Conditional Probationary Agreement (CPA)	0



Maple- ALL



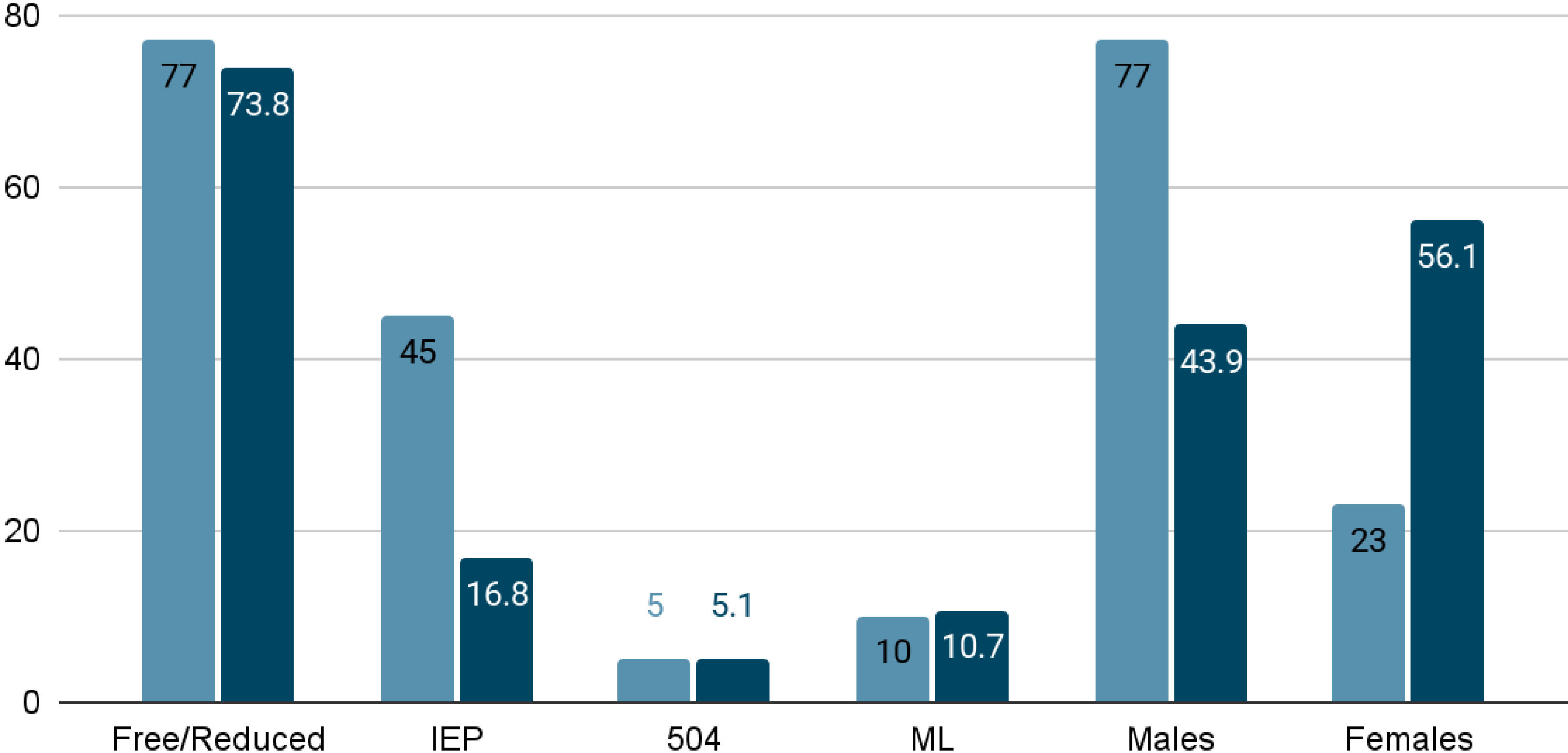
Top Offenses		Top Locations	
Inapp. Language/Gesture	10	Classroom	11
Dangerous Behavior	6	Playground/Recess	5
Fighting	2	Hallway	3

Analysis:

- Substantial decrease from same time period last year
 - 22 referrals 1st-5th this year
 - 51 referrals 1st-5th last year
- 15 students generated 22 referrals, represents < 7% of our population, Tier 1 PBIS is working
- Our special education students continue to be a high percentage of referrals (45%), however only 5 of 36 students (14%) with IEPs got a referral in T2

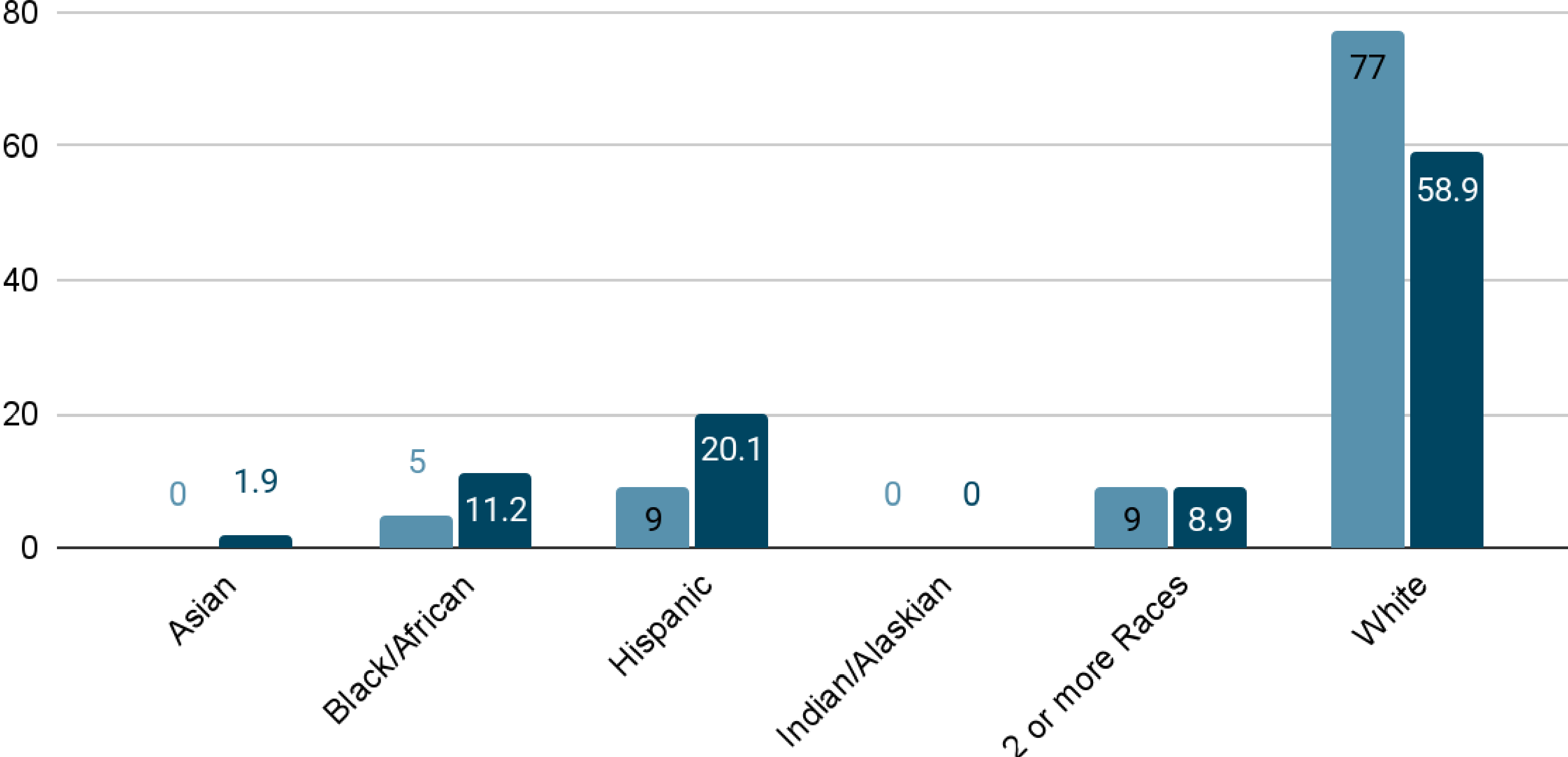
Student Behavior by Student Group

FY 25 Referrals FY 25 Building Makeup



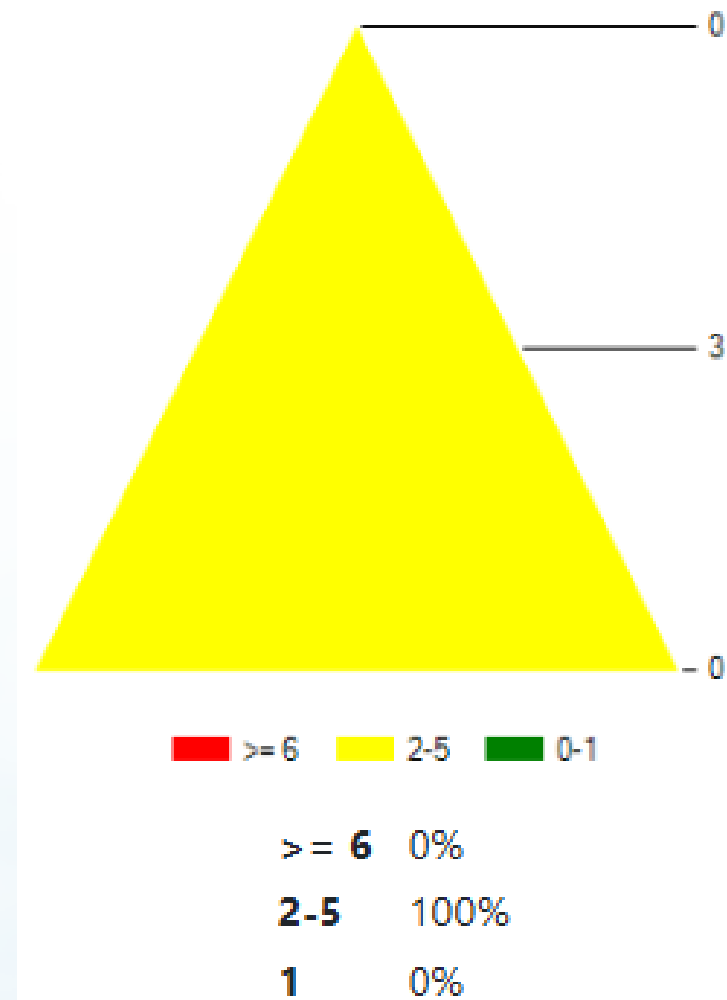
Student Behavior by Race

FY 25 Referrals FY 25 Building Makeup



Maple-1st Grade

Number of:	
Referrals	10
In-school Suspensions (ISS, SIS)	0
Out of School Suspension (OSS)	1
Detentions	8
Referred to Juvenile Authorities (RJA)	0
Conditional Probationary Agreement (CPA)	0



Maple- 1st Grade

Top Offenses		Top Locations	
Inapp. Language/Gesture	8	Classroom	7
Dangerous Behavior	1	Hallway	2
Physical to Staff	1	Art	1

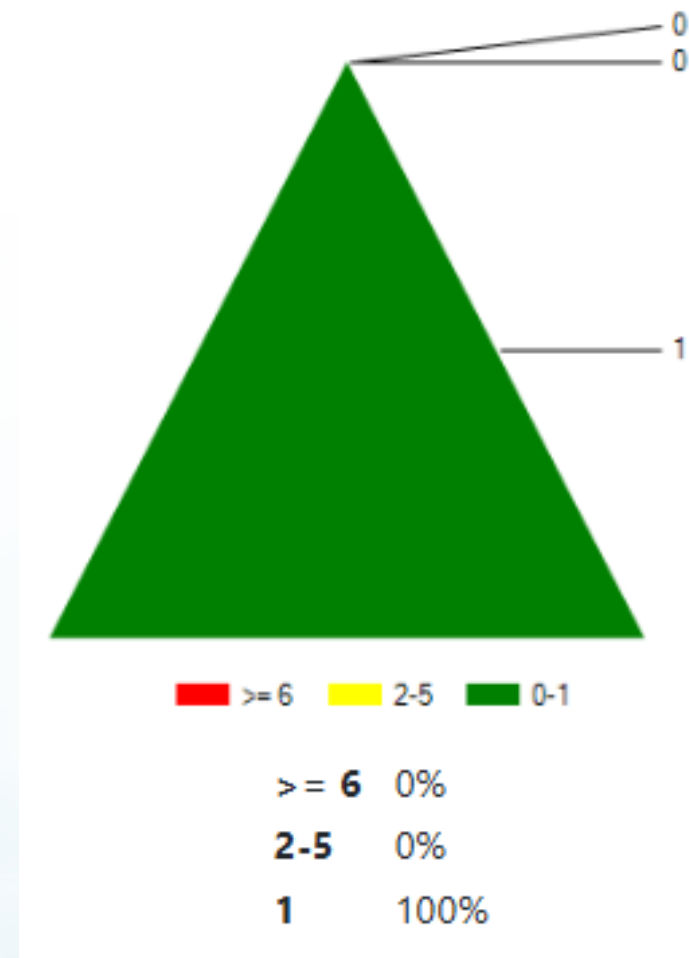
Analysis:

- Three students, two of whom have BIPs



Maple-2nd Grade

Number of:	
Referrals	1
In-school Suspensions (ISS, SIS)	0
Out of School Suspension (OSS)	0
Detentions	1
Referred to Juvenile Authorities (RJA)	0
Conditional Probationary Agreement (CPA)	0



Maple - 2nd Grade

Top Offenses		Top Locations	
Dangerous Behavior	1	Recess	1

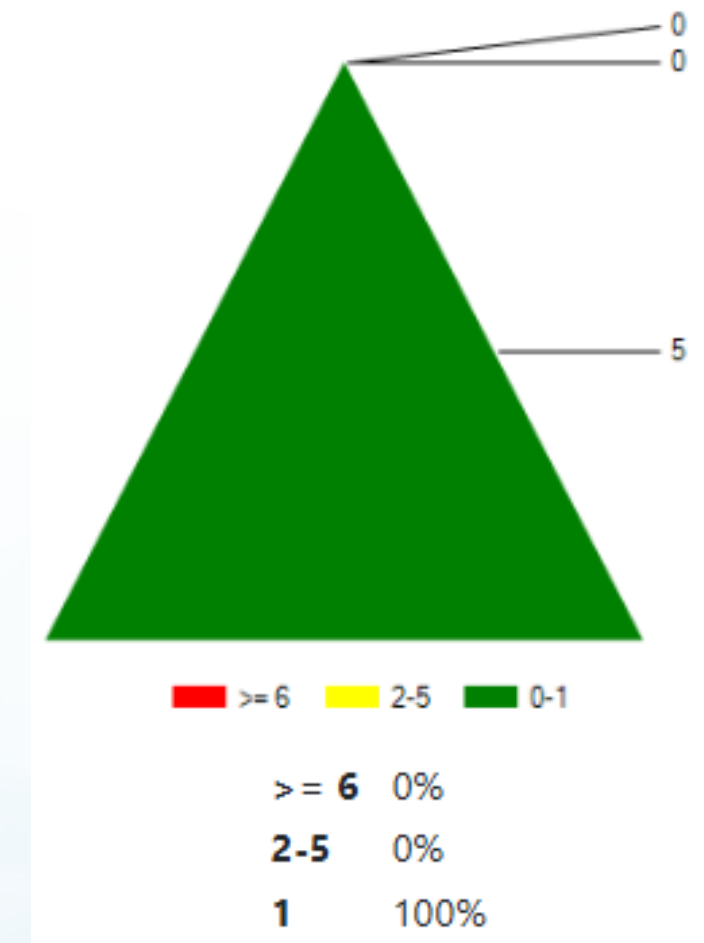
Analysis:

- First referral of the year in this grade level



Maple-3rd Grade

Number of:	
Referrals	5
In-school Suspensions (ISS, SIS)	0
Out of School Suspension (OSS)	0
Detentions	5
Referred to Juvenile Authorities (RJA)	0
Conditional Probationary Agreement (CPA)	0



Maple- 3rd Grade

Top Offenses		Top Locations	
Dangerous Behavior	3	Classroom	2
Inapp. Language/Gesture	1	Playground/Recess	2
Physical Aggression	1	Bus	1

Analysis:

- 5 students, each with 1 referral



Maple-4th Grade

Number of:	
Referrals	0
In-school Suspensions (ISS, SIS)	0
Out of School Suspension (OSS)	0
Detentions	0
Referred to Juvenile Authorities (RJA)	0
Conditional Probationary Agreement (CPA)	0


Maple - 4th Grade

Top Offenses

Top Locations

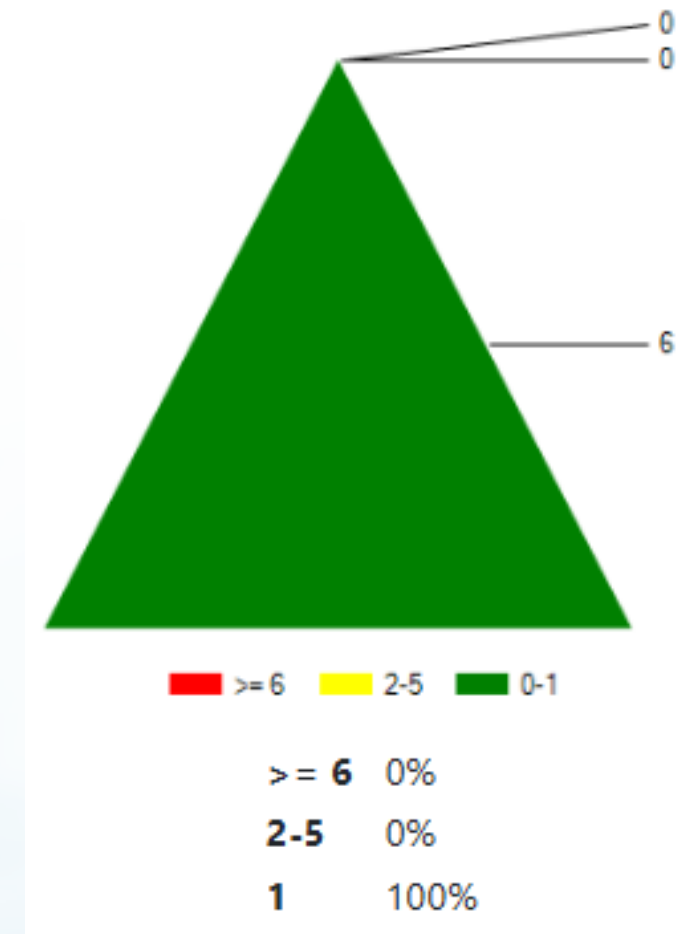
Analysis:

- No Referrals



Maple-5th Grade

Number of:	
Referrals	6
In-school Suspensions (ISS, SIS)	0
Out of School Suspension (OSS)	0
Detentions	3
Referred to Juvenile Authorities (RJA)	0
Conditional Probationary Agreement (CPA)	0




Maple - 5th Grade

Top Offenses		Top Locations	
Fighting	2	Classroom	2
Inapp. Language/Gesture, Improper Use of Tech., Theft, Dangerous Behavior	1	Playground/Recess	2
		Cafeteria, Hallway	1

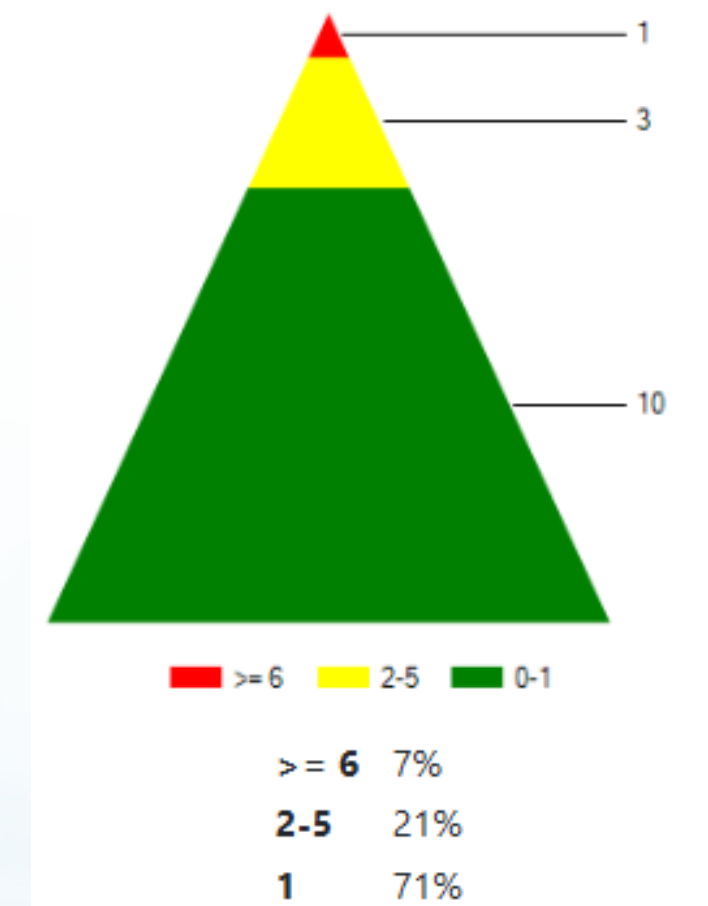
Analysis:

- 6 students, each with 1 referral



Marquette-ALL

Number of:	
Referrals	25
In-school Suspensions (ISS, SIS)	13
Out of School Suspension (OSS)	7
Detentions	2
Referred to Juvenile Authorities (RJA)	0
Conditional Probationary Agreement (CPA)	0



Marquette- ALL

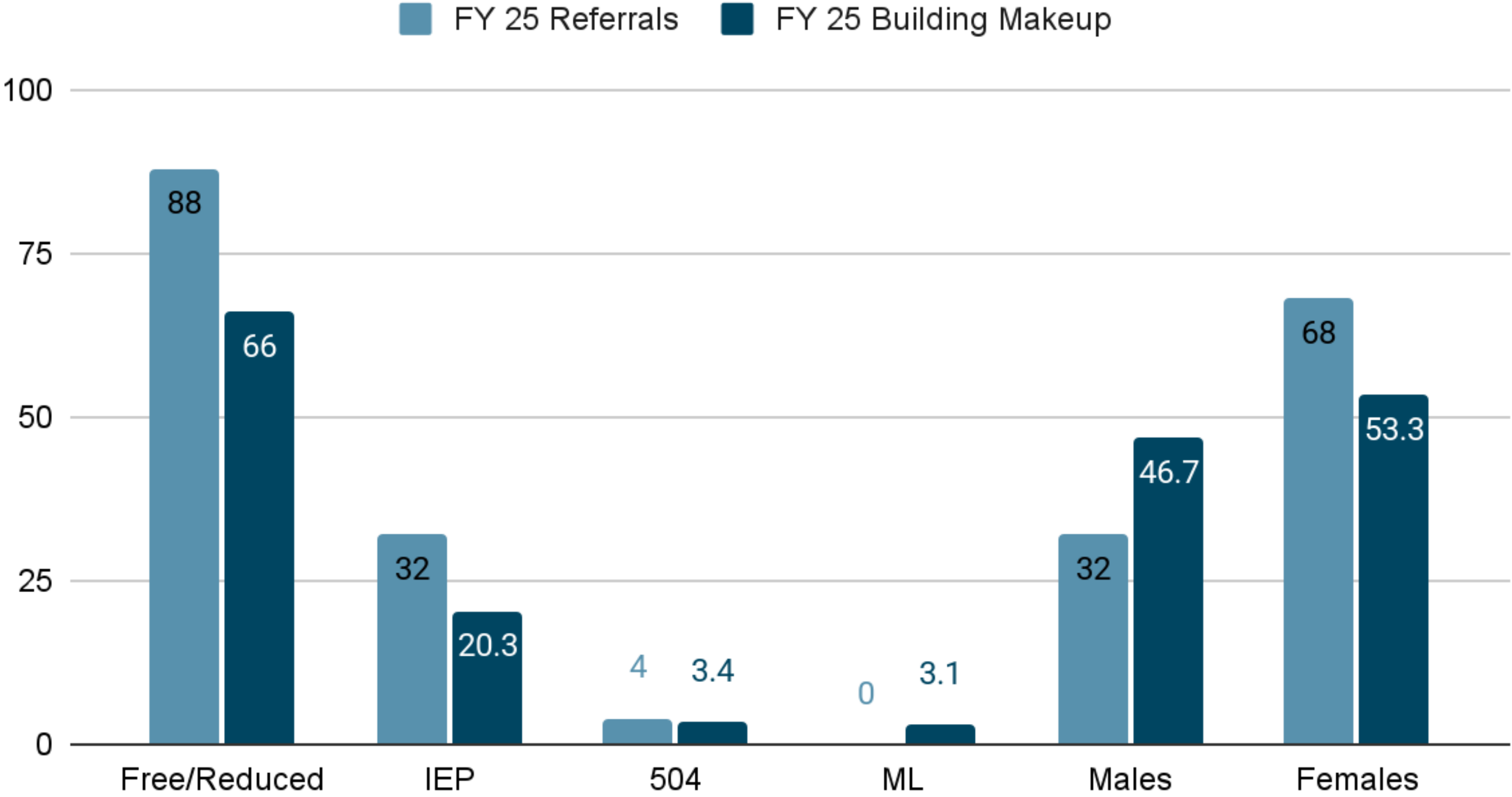
Top Offenses		Top Locations	
Dangerous Behavior	13	Classroom	18
Disruptive/LOC	6	Playground/Recess	2
Inappropriate Language	1	Bus	2

Analysis:

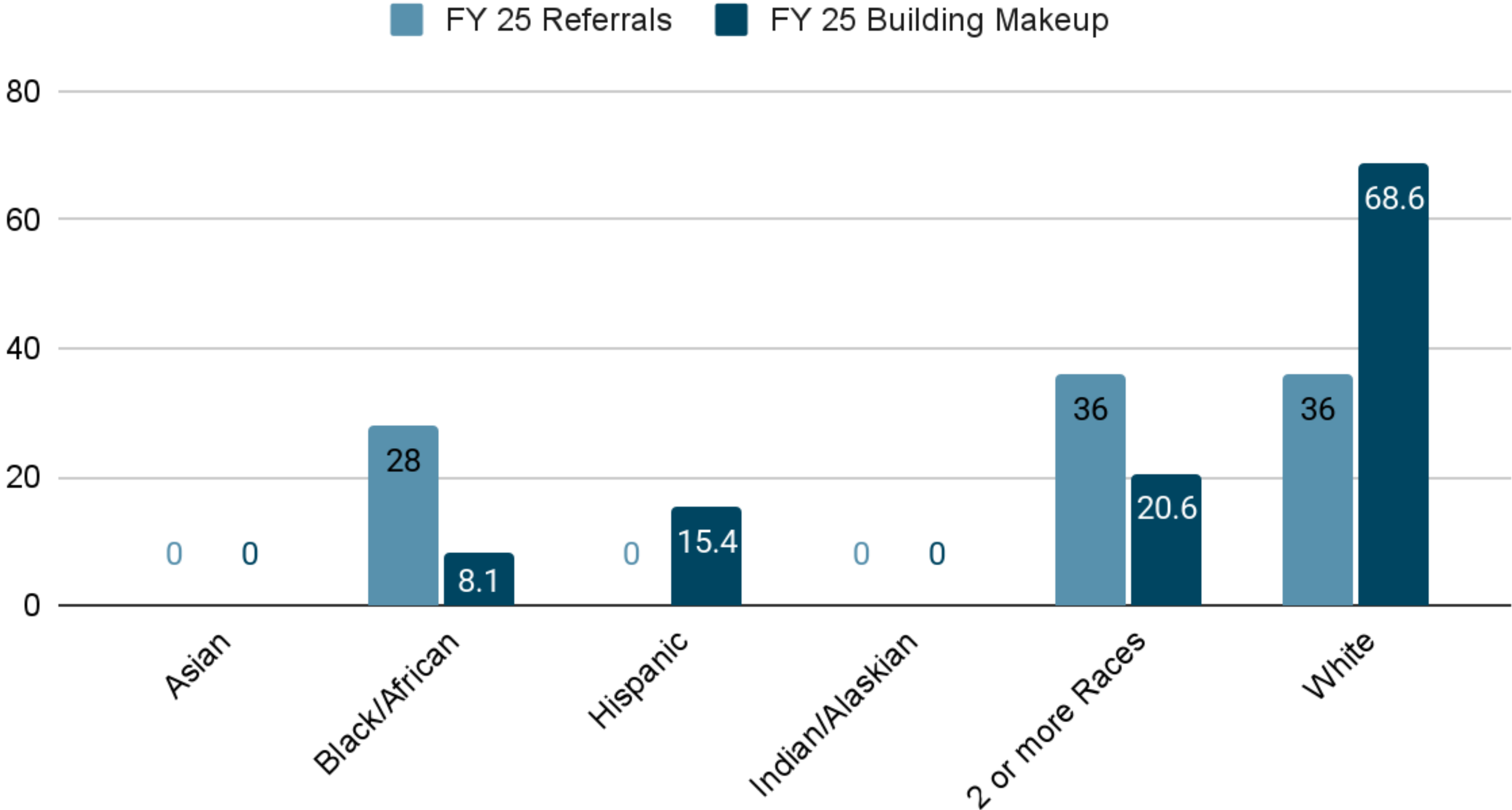
- We have had less recess referrals over this time period
- We implemented new behavior plans which were more clear on expectations (more referrals at first)
- OSS was for major unsafe behaviors
- The bus referrals remain low!



Student Behavior by Student Group

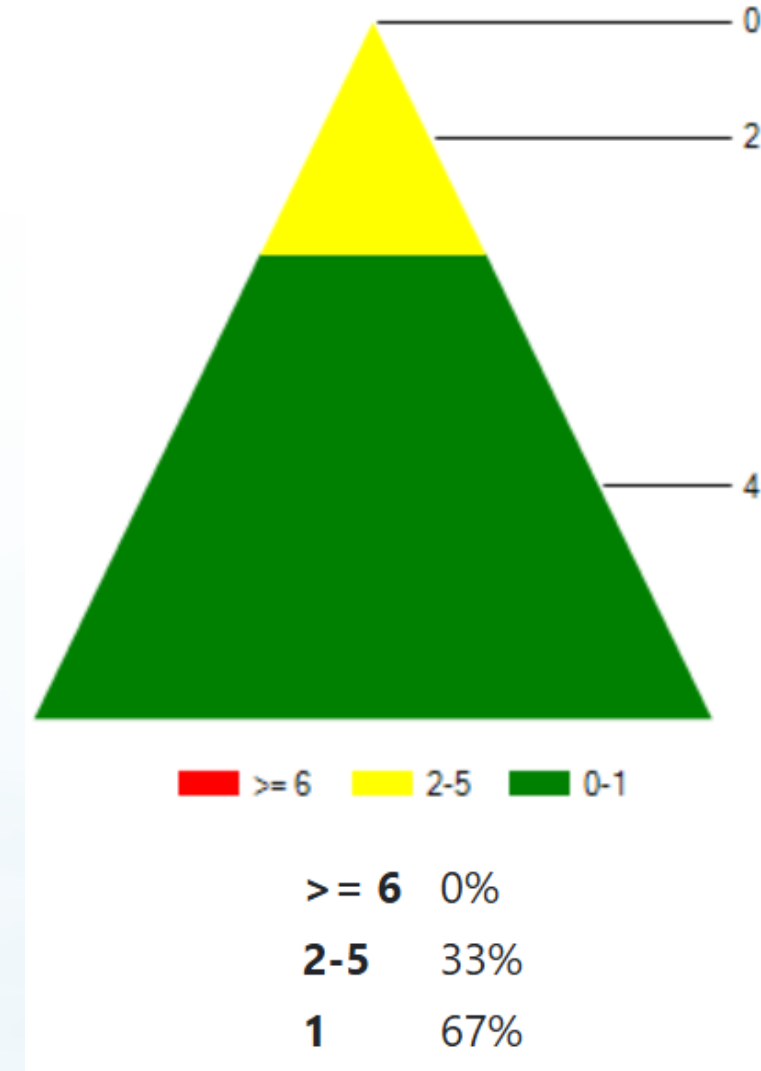


Student Behavior by Race



Marquette-1st Grade

Number of:	
Referrals	8
In-school Suspensions (ISS, SIS)	5
Out of School Suspension (OSS)	2
Detentions	1
Referred to Juvenile Authorities (RJA)	0
Conditional Probationary Agreement (CPA)	0



Marquette- 1st Grade

Top Offenses		Top Locations	
Dangerous Behavior	5	Classroom	6
Insubordination	1	Playground/Recess	1
Inappropriate Language	1	Bus	1

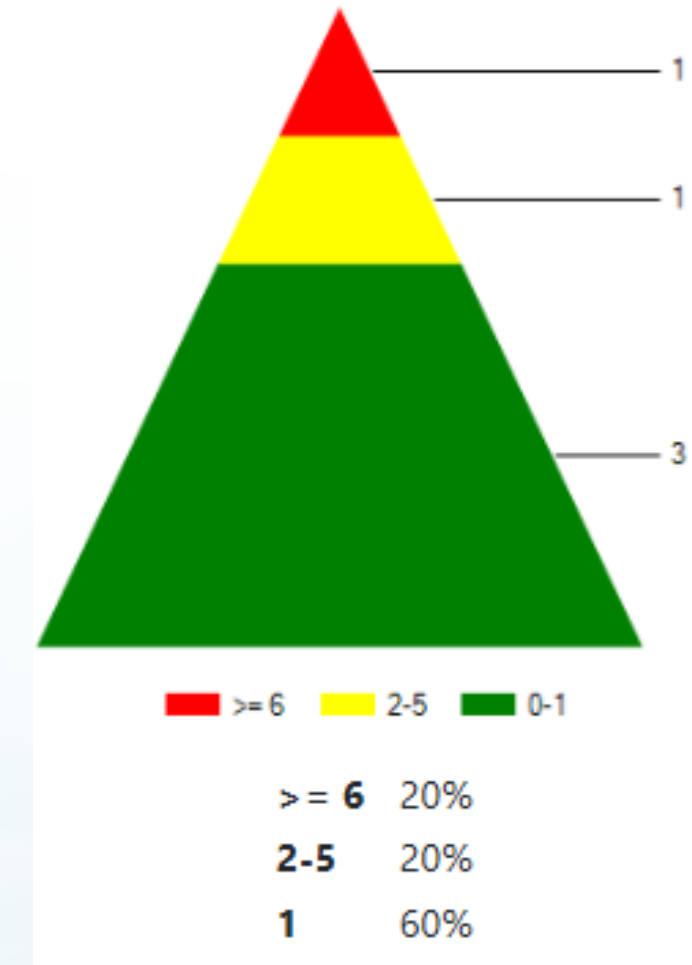
Analysis:

- New behavior plan required timeouts to be used and majority of these referrals were from 2 students
- 1 student has been moved to learning lab



Marquette-2nd Grade

Number of:	
Referrals	7
In-school Suspensions (ISS, SIS)	5
Out of School Suspension (OSS)	1
Detentions	1
Referred to Juvenile Authorities (RJA)	0
Conditional Probationary Agreement (CPA)	0




Marquette - 2nd Grade

Top Offenses		Top Locations	
Dangerous Behavior	8	Classroom	9
Disruptive/LOC	3	Playground/Recess	2
Physical Aggression	1	Bus	2

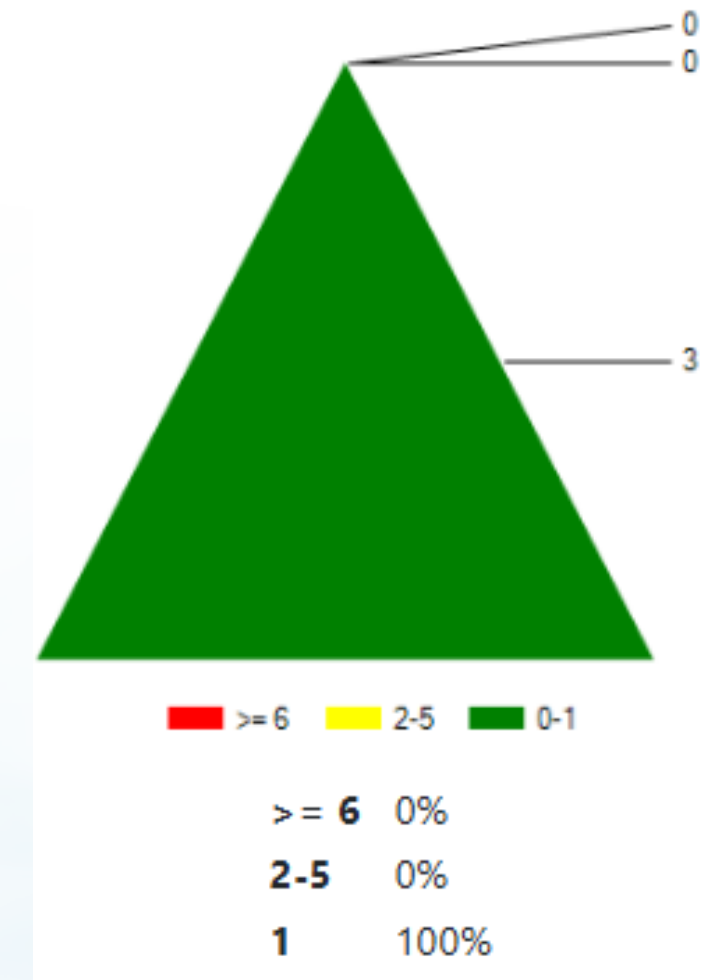
Analysis:

- One student made up the majority of 2nd grade referrals (and OSS) for major unsafe behaviors and we developed a re-entry plan to ensure all students are safe.



Marquette-3rd Grade

Number of:	
Referrals	3
In-school Suspensions (ISS, SIS)	1
Out of School Suspension (OSS)	0
Detentions	1
Referred to Juvenile Authorities (RJA)	0
Conditional Probationary Agreement (CPA)	0



Marquette- 3rd Grade

Top Offenses		Top Locations	
Dangerous Behavior	0	Classroom	3
Disruptive/LOC	3	Playground/Recess	0
Physical Aggression	0	Bus	0

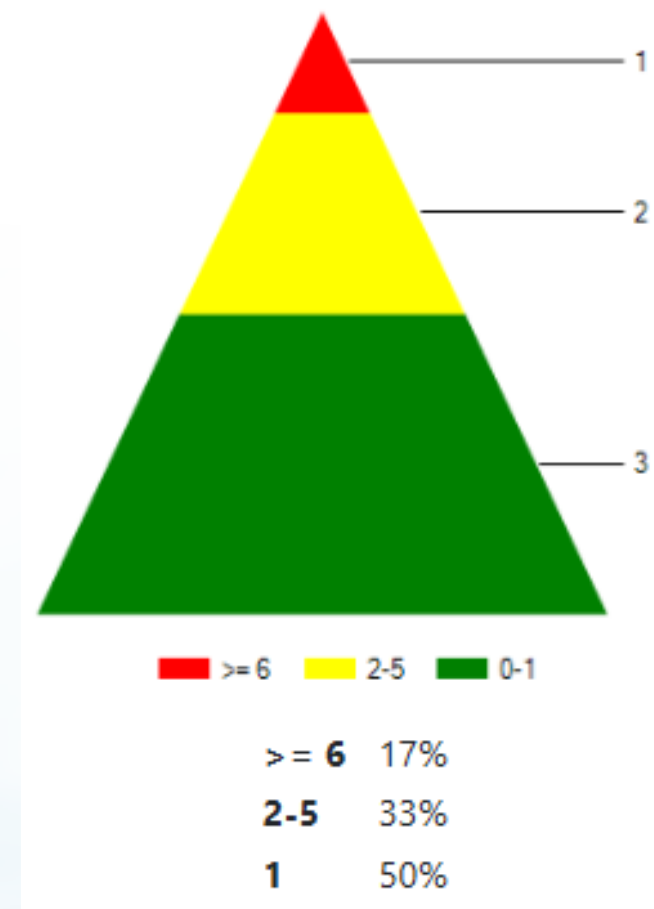
Analysis:

- 3rd grade teachers are established and have very clear expectations. We have very few students that exhibit major behaviors in 3rd grade this year.



Olson Park-ALL

Number of:	
Referrals	21
In-school Suspensions (ISS, SIS)	5
Out of School Suspension (OSS)	2
Detentions	10
Referred to Juvenile Authorities (RJA)	0
Conditional Probationary Agreement (CPA)	0



Olson Park- ALL

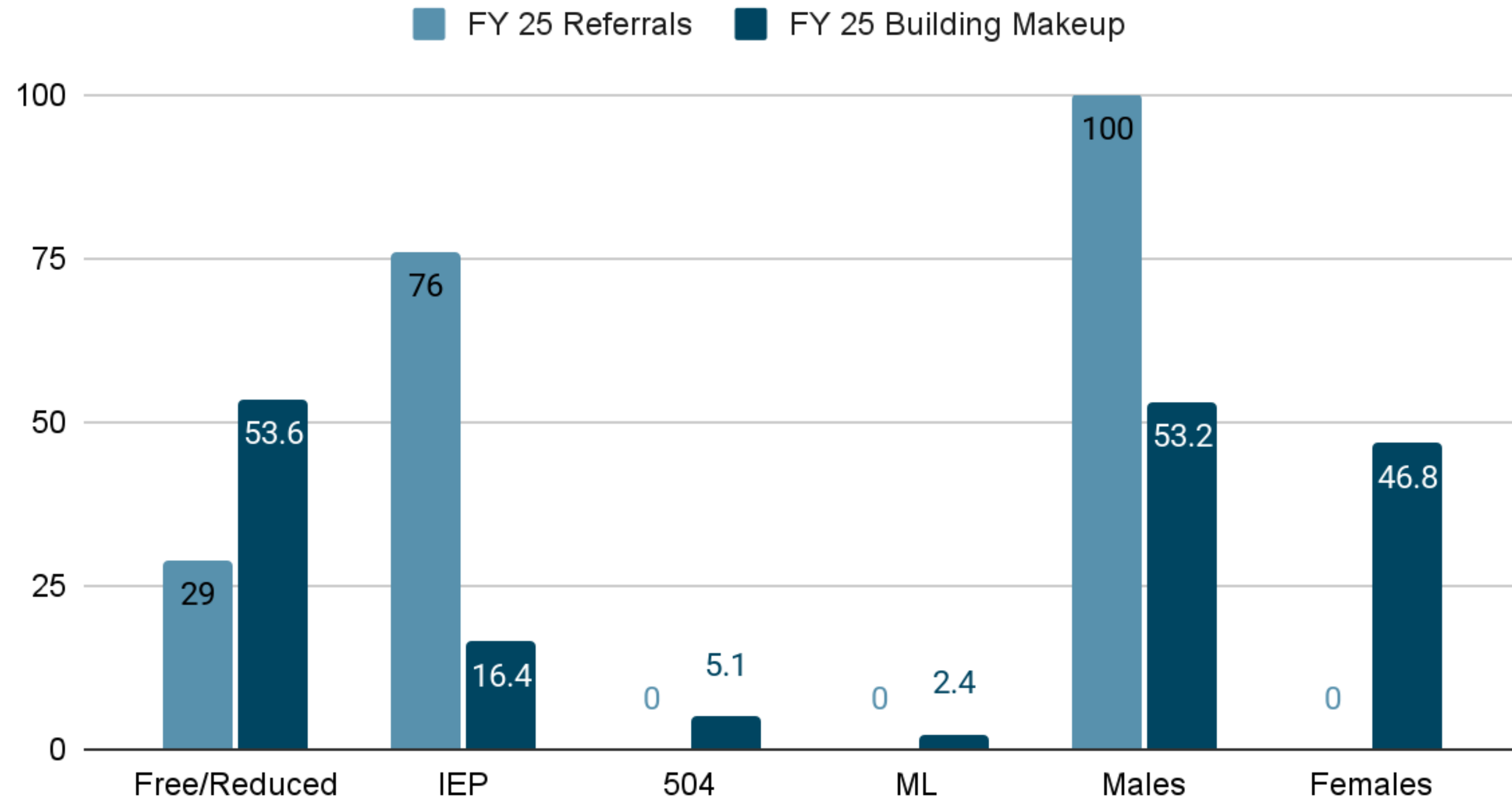
Top Offenses		Top Locations	
Inappropriate Language	4	Classroom	12
Dangerous Behavior	4	Office	5
Disruptive/LOC	3	2025	2

Analysis:

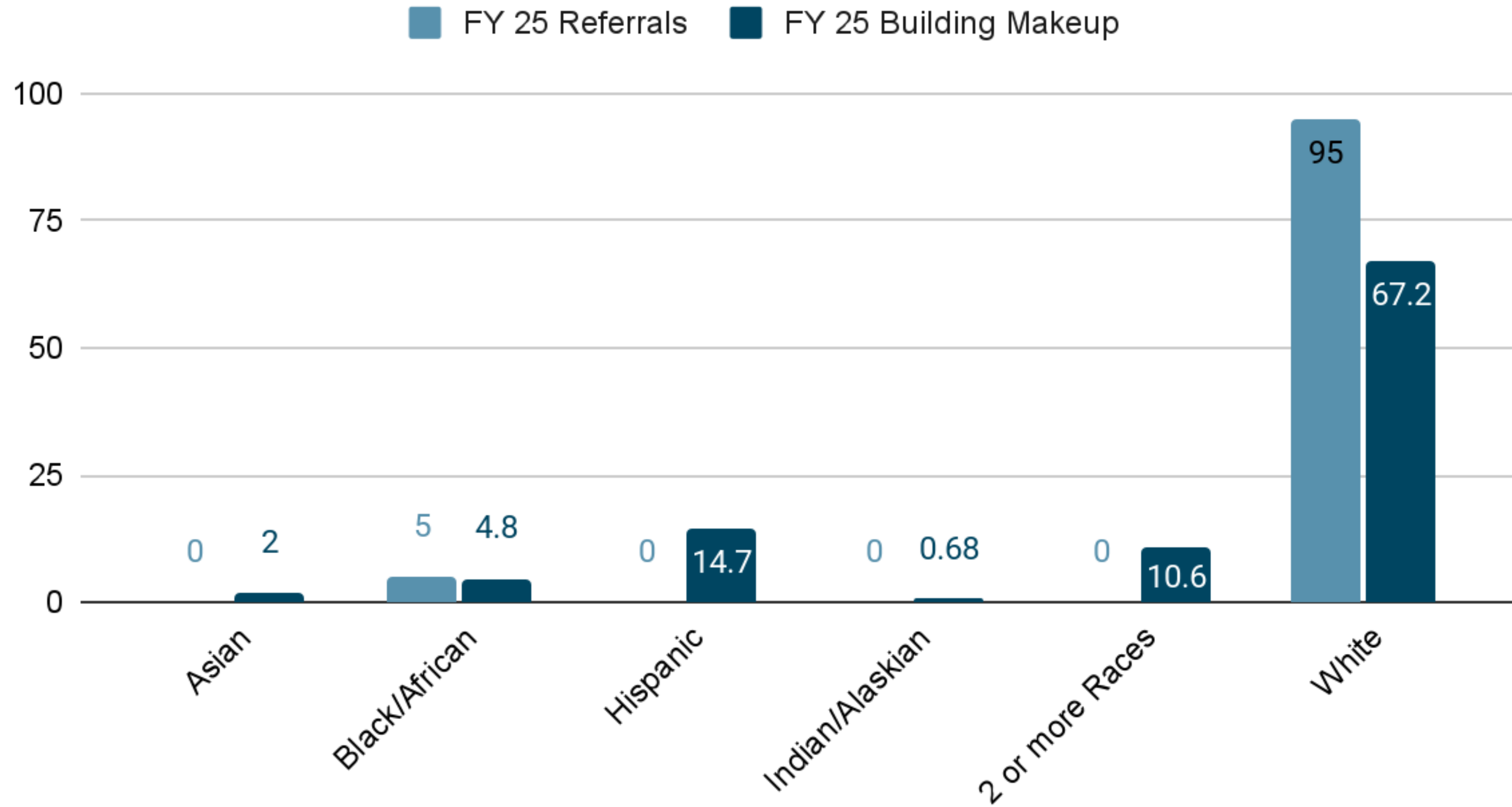
- Continue to review behavior data during PBIS 2 meetings



Student Behavior by Student Group



Student Behavior by Race



Olson Park-1st Grade

Number of:	
Referrals	0
In-school Suspensions (ISS, SIS)	0
Out of School Suspension (OSS)	0
Detentions	0
Referred to Juvenile Authorities (RJA)	0
Conditional Probationary Agreement (CPA)	0


Olson Park- 1st Grade

Top Offenses

Top Locations

Analysis:

- No 1st grade referrals this trimester.



Olson Park-2nd Grade

Number of:	
Referrals	0
In-school Suspensions (ISS, SIS)	0
Out of School Suspension (OSS)	0
Detentions	0
Referred to Juvenile Authorities (RJA)	0
Conditional Probationary Agreement (CPA)	0

Olson Park - 2nd Grade

Top Offenses

Top Locations

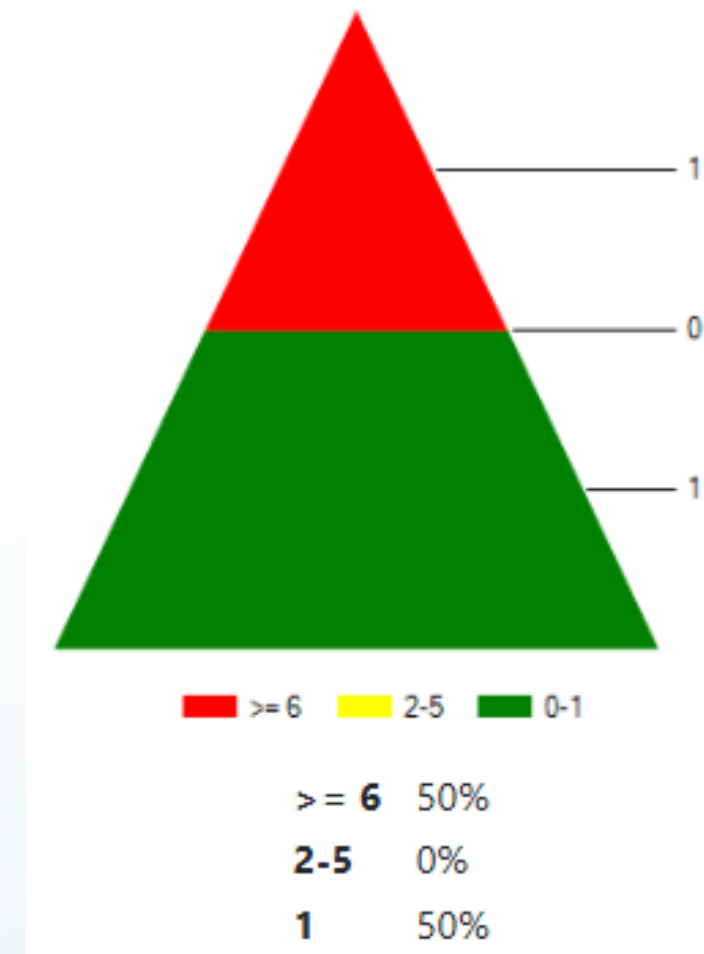
Analysis:

- No 2nd grade referrals this trimester.



Olson Park-3rd Grade

Number of:	
Referrals	13
In-school Suspensions (ISS, SIS)	1
Out of School Suspension (OSS)	1
Detentions	10
Referred to Juvenile Authorities (RJA)	0
Conditional Probationary Agreement (CPA)	0



Olson Park- 3rd Grade

Top Offenses		Top Locations	
Dangerous Behavior	4	Classroom	10
Disruptive/LOC	3	Office	2
Insubordination	3	Playground	1

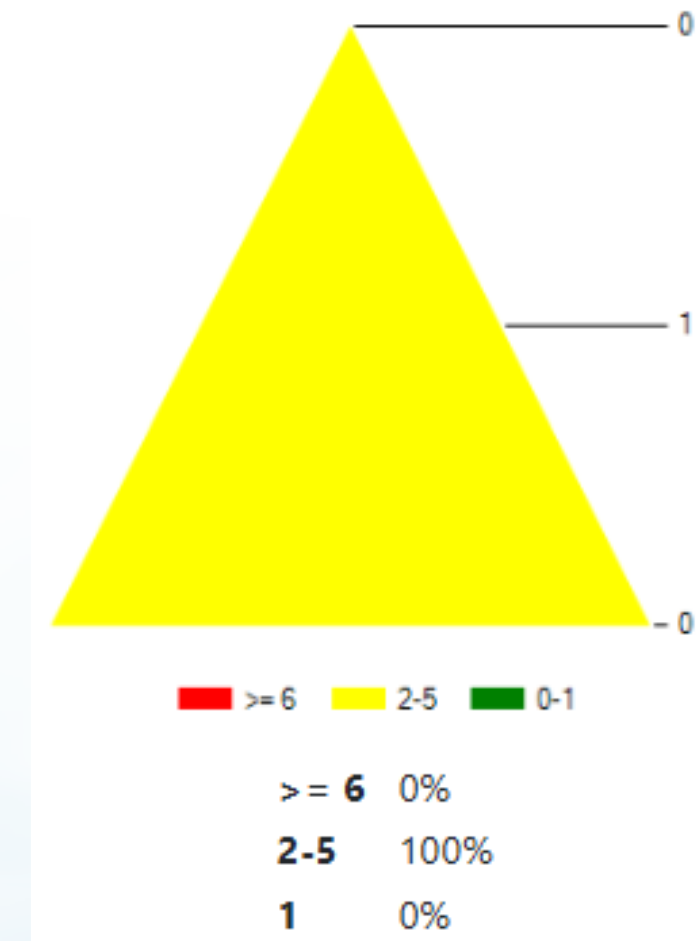
Analysis:

- Adjusted behavior plans and school placement, referrals are from two students.



Olson Park-4th Grade

Number of:	
Referrals	3
In-school Suspensions (ISS, SIS)	2
Out of School Suspension (OSS)	0
Detentions	1
Referred to Juvenile Authorities (RJA)	0
Conditional Probationary Agreement (CPA)	0




Olson Park - 4th Grade

Top Offenses		Top Locations	
Inappropriate Language	2	Office	2
Threat Without Weapon	1	Classroom	1

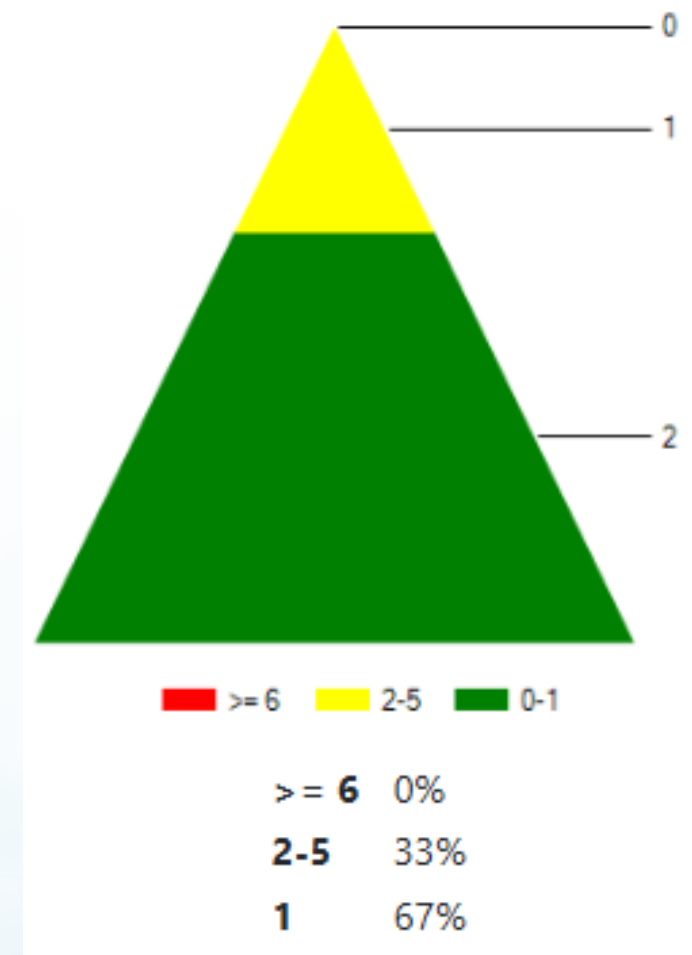
Analysis:

- All referrals are from one student, continue to update and adjust their behavior plan



Olson Park-5th Grade

Number of:	
Referrals	5
In-school Suspensions (ISS, SIS)	2
Out of School Suspension (OSS)	2
Detentions	1
Referred to Juvenile Authorities (RJA)	0
Conditional Probationary Agreement (CPA)	0




Olson Park - 5th Grade

Top Offenses		Top Locations	
Fighting	2	Door	2
Inappropriate Language	2	Classroom	2
Major Disruption	1	Hallway	1


Analysis:

- Adjustments to behavior plans
- Adding 504 plans

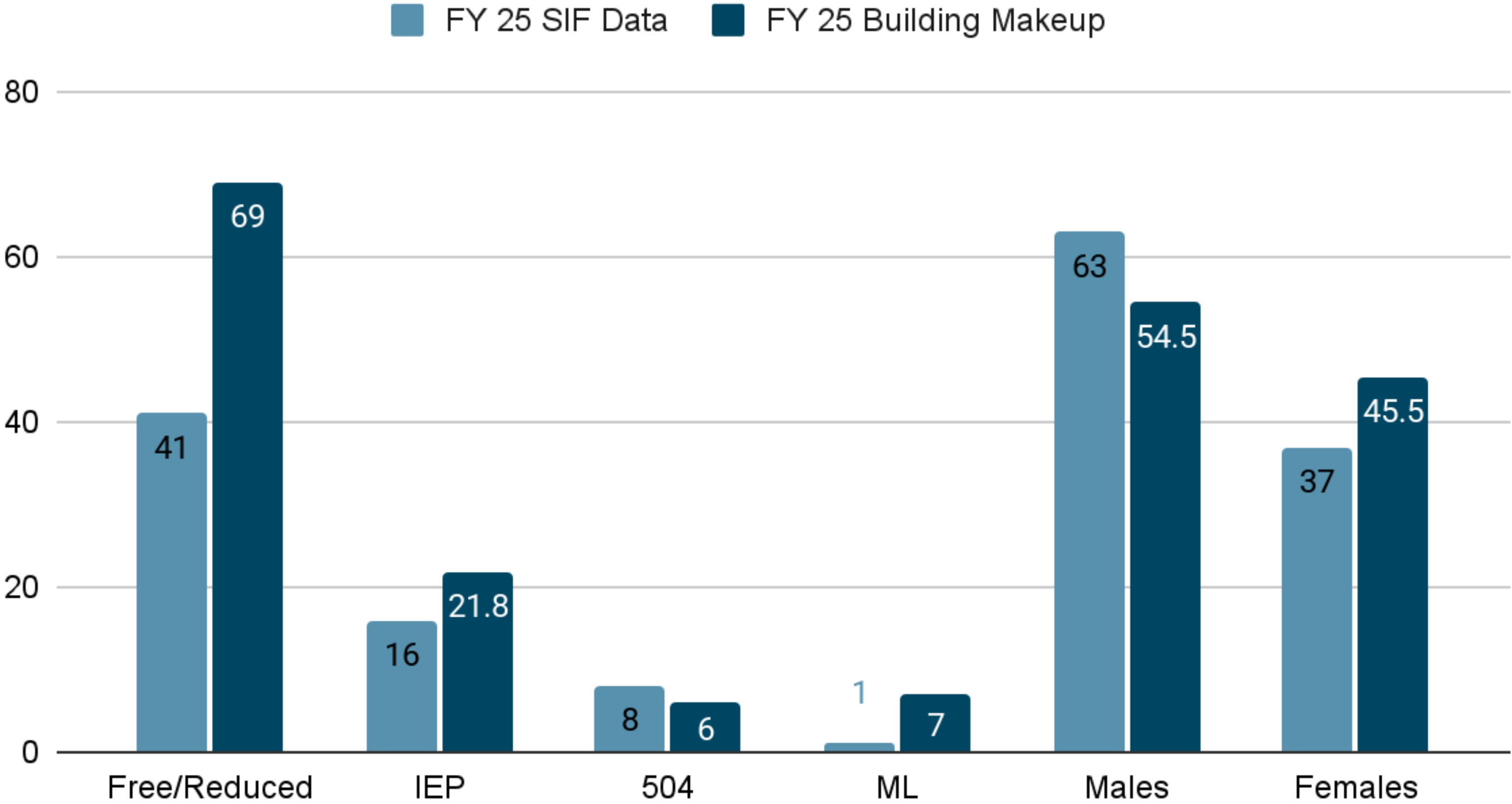


Parker Center-Kindergarten

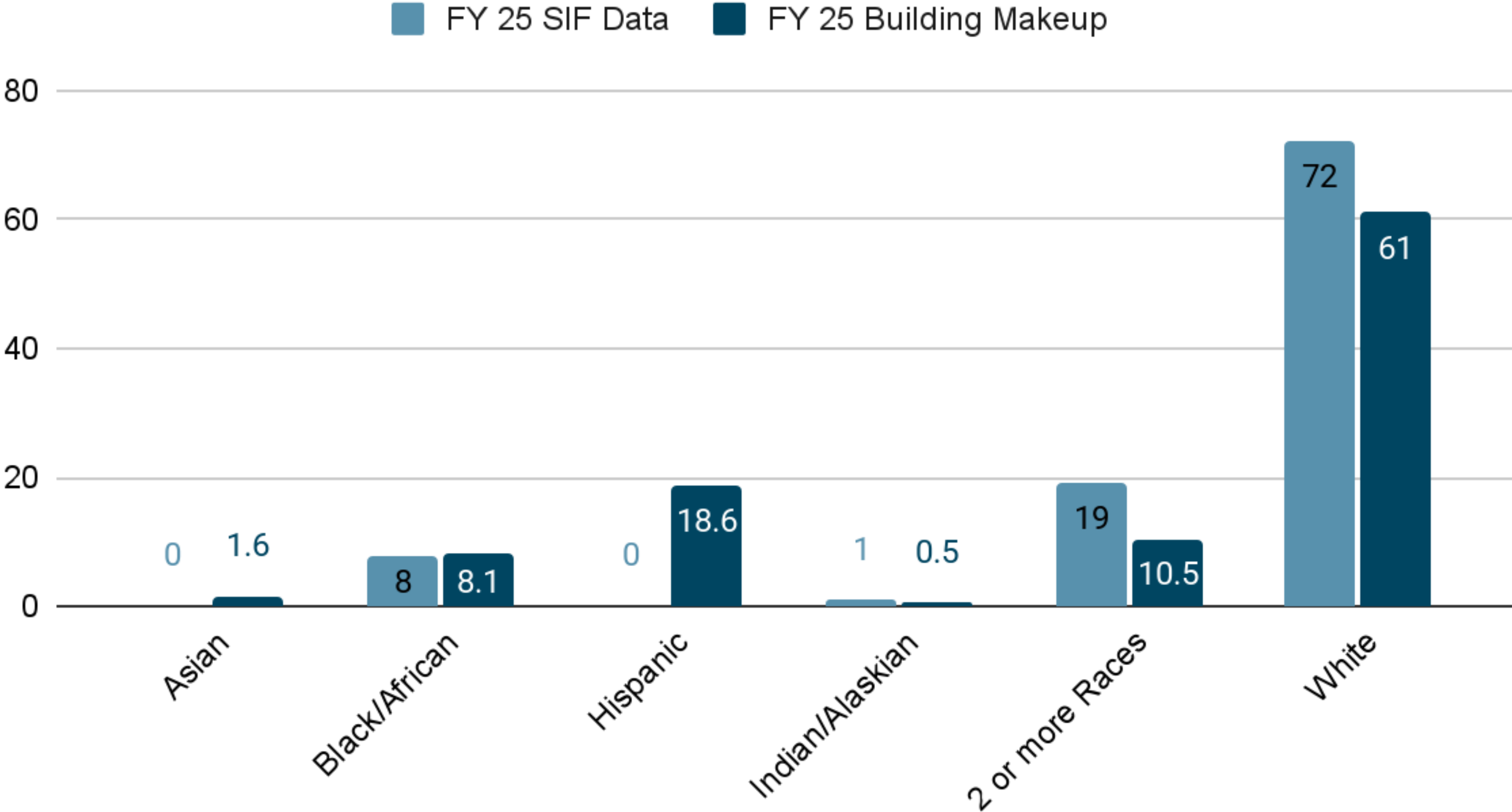
Number of:	
Referrals	0
In-school Suspensions (ISS, SIS)	0
Out of School Suspension (OSS)	0
Detentions	0
Referred to Juvenile Authorities (RJA)	0
Conditional Probationary Agreement (CPA)	0
Student Intervention Form (SIF)	59



Student Behavior by Student Group

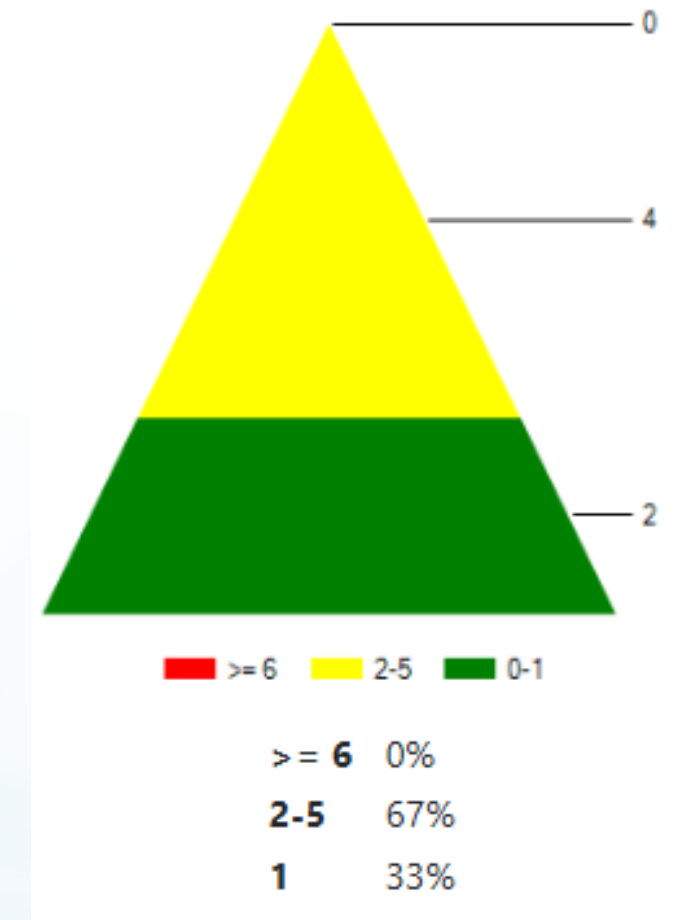


Student Behavior by Race



Ralston-ALL

Number of:	
Referrals	15
In-school Suspensions (ISS, SIS)	5
Out of School Suspension (OSS)	8
Detentions	2
Referred to Juvenile Authorities (RJA)	0
Conditional Probationary Agreement (CPA)	0



Ralston- ALL

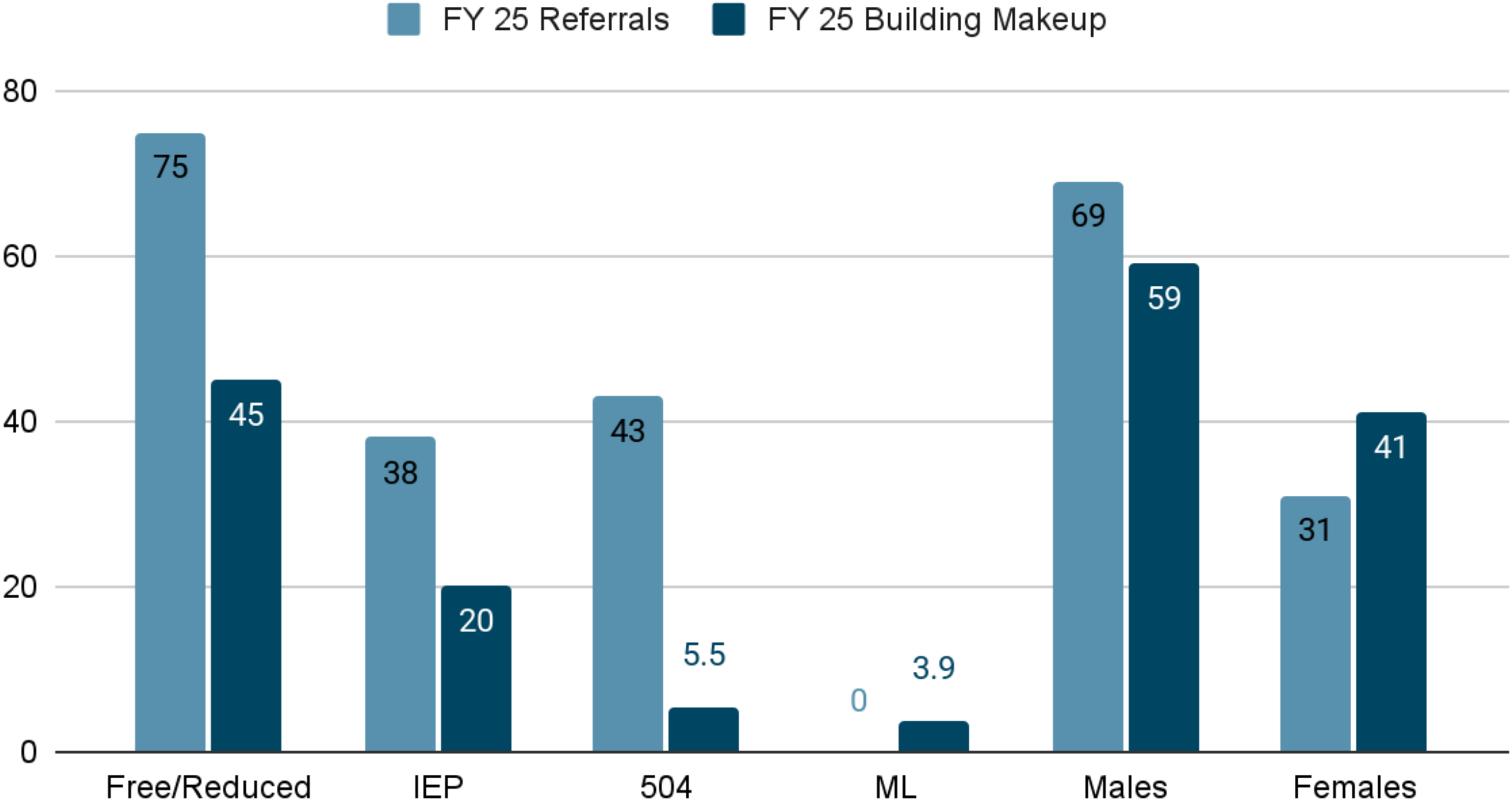


Top Offenses		Top Locations	
Dangerous Behavior	9	Classroom	4
Physical Aggression	3	Playground/Recess	4
Inappropriate Language	2	Gym	2

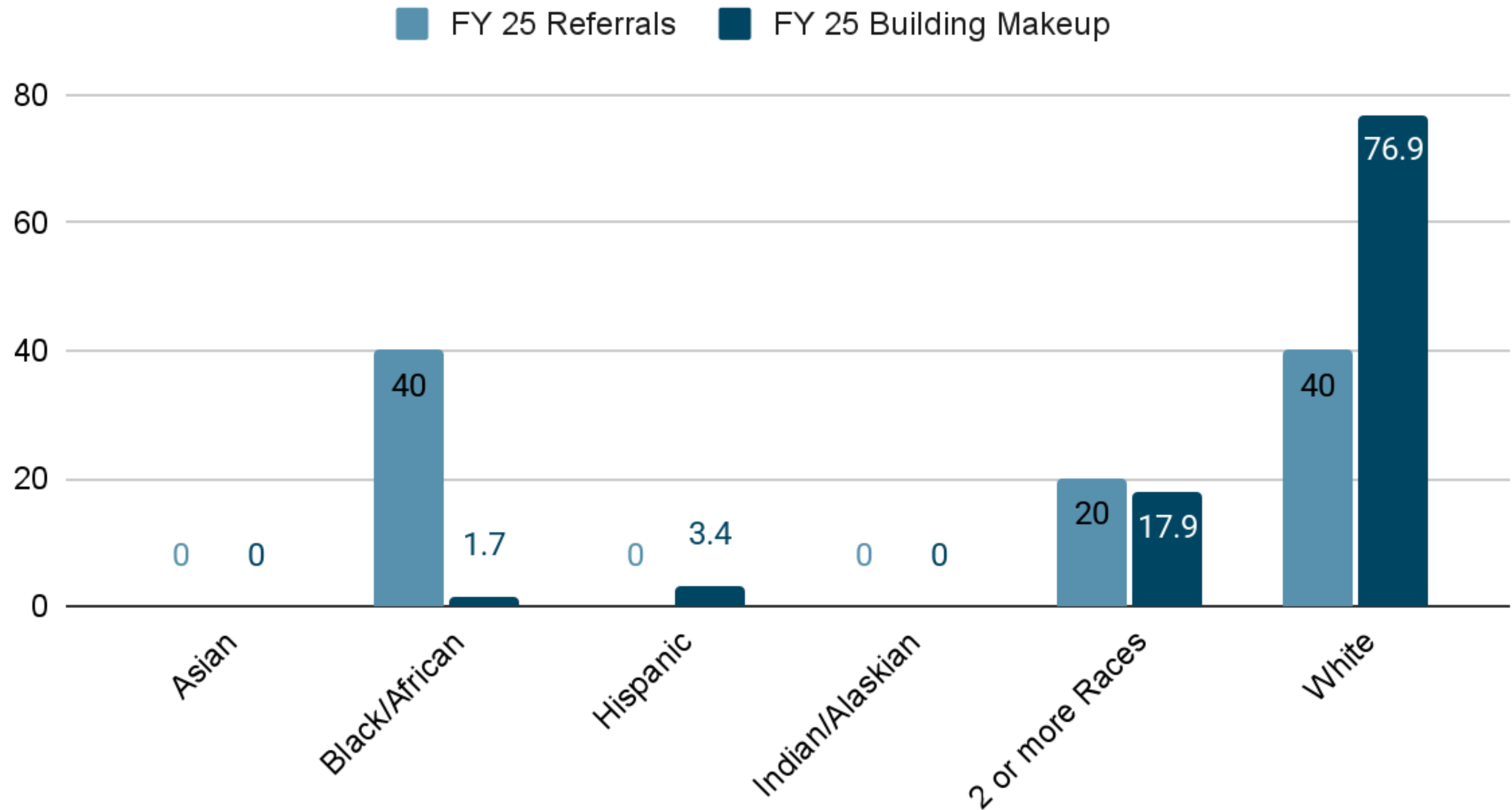
Analysis:

- Students are still struggling with aggressive behaviors during unstructured times like recess.
- We have GPA's assigned to specific sports or areas for grade levels that have more problems with sportsmanship.
- PBIS sportsmanship lessons to a grade level.
- Continue to tweak 504 plans, behavior plans, initiate team meetings and open case studies for certain students.

Student Behavior by Student Group

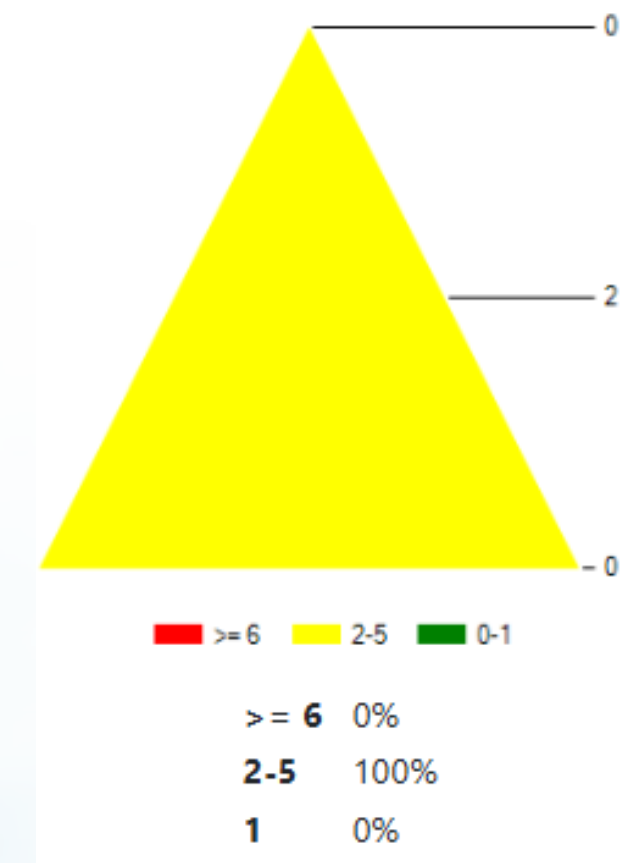


Student Behavior by Race



Raston-1st Grade

Number of:	
Referrals	8
In-school Suspensions (ISS, SIS)	3
Out of School Suspension (OSS)	4
Detentions	1
Referred to Juvenile Authorities (RJA)	0
Conditional Probationary Agreement (CPA)	0



Ralston- 1st Grade

Top Offenses		Top Locations	
Dangerous Behavior	3	Classroom	2
Disruptive/LOC	1	Playground/Recess	2

Analysis:

- 2 students accounted for these referrals. One student had an initial IEP in January with a Behavior Intervention Plan that was created. The other student has a 504 and has a Behavior Plan through MTSS. Both students are on a targeted CICO sheet also.
- Between these 2 students, for this trimester, they accounted for 41 SIF forms.



Ralston-2nd Grade

Number of:	
Referrals	0
In-school Suspensions (ISS, SIS)	0
Out of School Suspension (OSS)	0
Detentions	0
Referred to Juvenile Authorities (RJA)	0
Conditional Probationary Agreement (CPA)	0

Ralston - 2nd Grade

Top Offenses

Top Locations

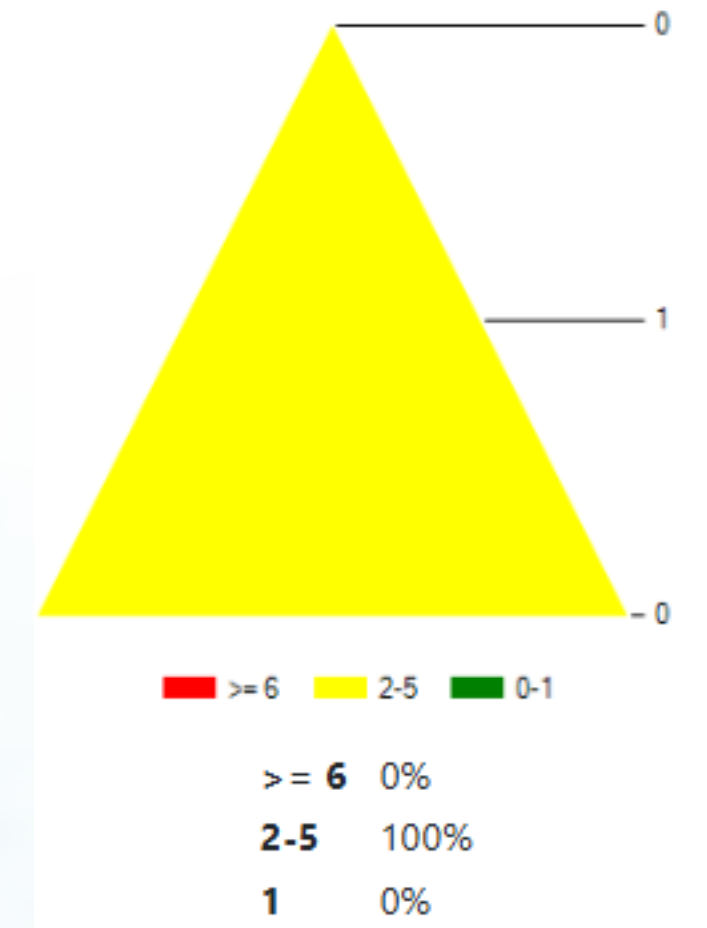
Analysis:

- No 2nd grade referrals this trimester.



Ralston-3rd Grade

Number of:	
Referrals	4
In-school Suspensions (ISS, SIS)	0
Out of School Suspension (OSS)	3
Detentions	1
Referred to Juvenile Authorities (RJA)	0
Conditional Probationary Agreement (CPA)	0



Ralston- 3rd Grade

Top Offenses		Top Locations	
Dangerous Behavior	2	Classroom	2
Inappropriate Language	2	Specials	2

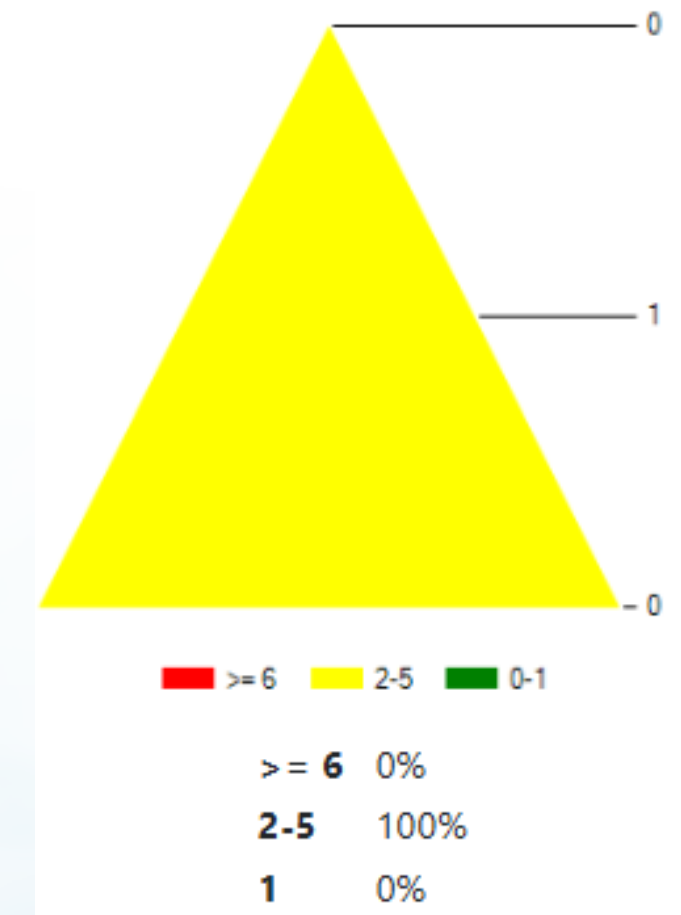
Analysis:

- One student accounted for 4 referrals. Student has a 504 and we have opened a case study for a Functional Behavior Assessment. We have also had a formal parent meeting with administration and social worker as well as in person and phone conversations.



Ralston-4th Grade

Number of:	
Referrals	1
In-school Suspensions (ISS, SIS)	1
Out of School Suspension (OSS)	1
Detentions	0
Referred to Juvenile Authorities (RJA)	0
Conditional Probationary Agreement (CPA)	0




Ralston- 4th Grade

Top Offenses		Top Locations	
Physical Aggression	1	Recess	1

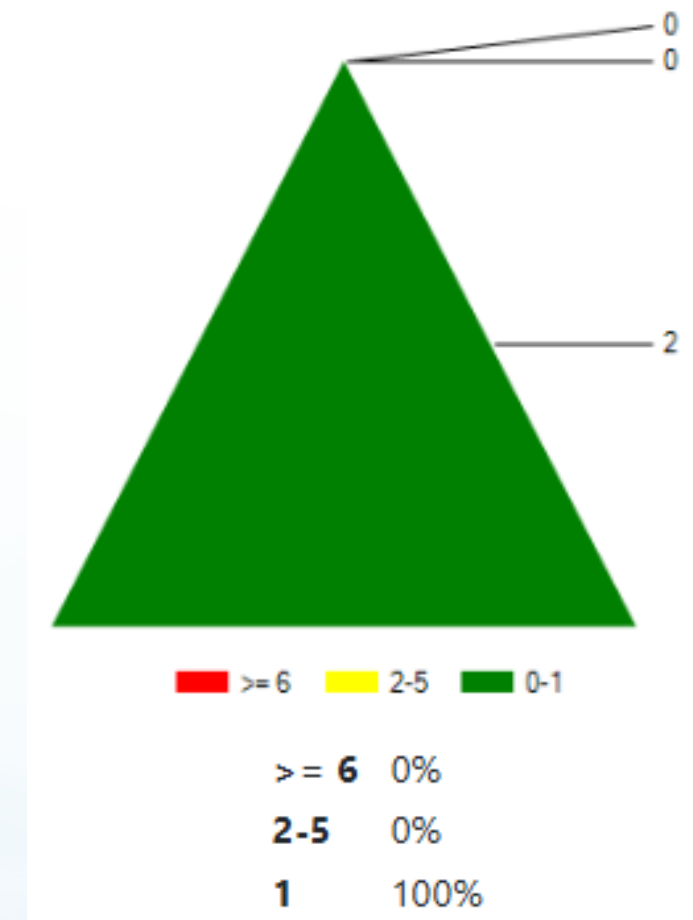
Analysis:

- Did a combination of .5 OSS and .5 ISS due to the nature of the situation, and not the first aggressive or dangerous behavior for this student. This gave the student a chance to come back and get caught up from the day before, meet with administration and social worker to process through everything before going back to class.



Ralston-5th Grade

Number of:	
Referrals	2
In-school Suspensions (ISS, SIS)	2
Out of School Suspension (OSS)	0
Detentions	0
Referred to Juvenile Authorities (RJA)	0
Conditional Probationary Agreement (CPA)	0




Ralston - 5th Grade

Top Offenses		Top Locations	
Physical Aggression	2	Recess	2

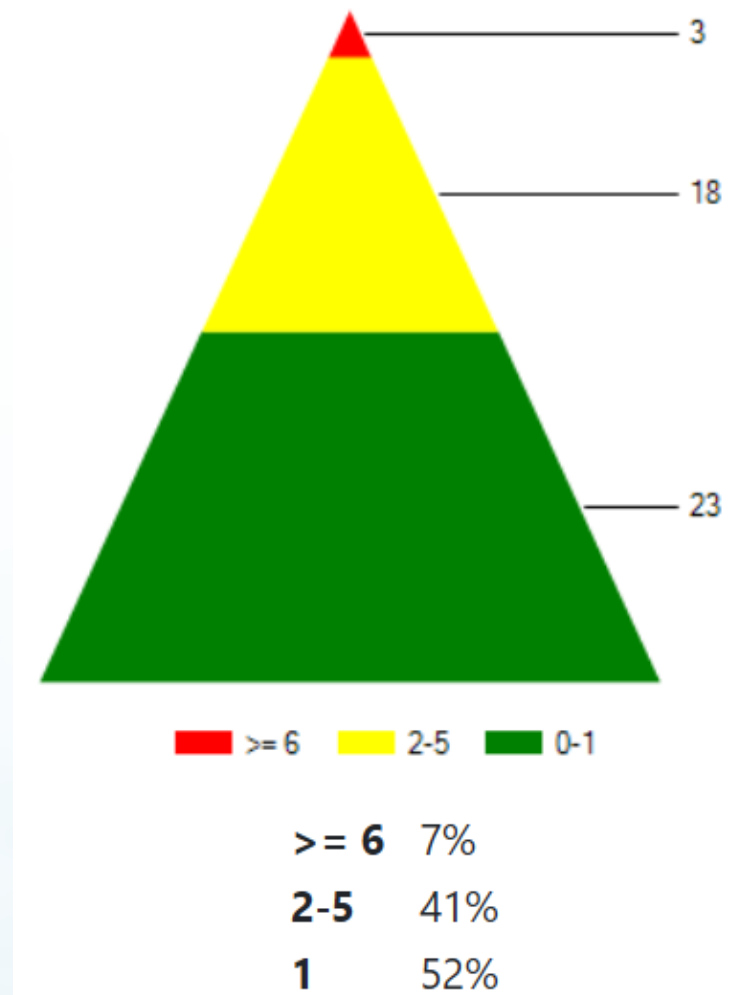
Analysis:

- 2 students who account for these referrals. Students upset with each other at recess. One of the students is a huge success story at Ralston. This time last year, they had 7 referrals.



Rock Cut-ALL

Number of:	
Referrals	95
In-school Suspensions (ISS, SIS)	18
Out of School Suspension (OSS)	2
Detentions	52
Referred to Juvenile Authorities (RJA)	0
Conditional Probationary Agreement (CPA)	0




Rock Cut- ALL

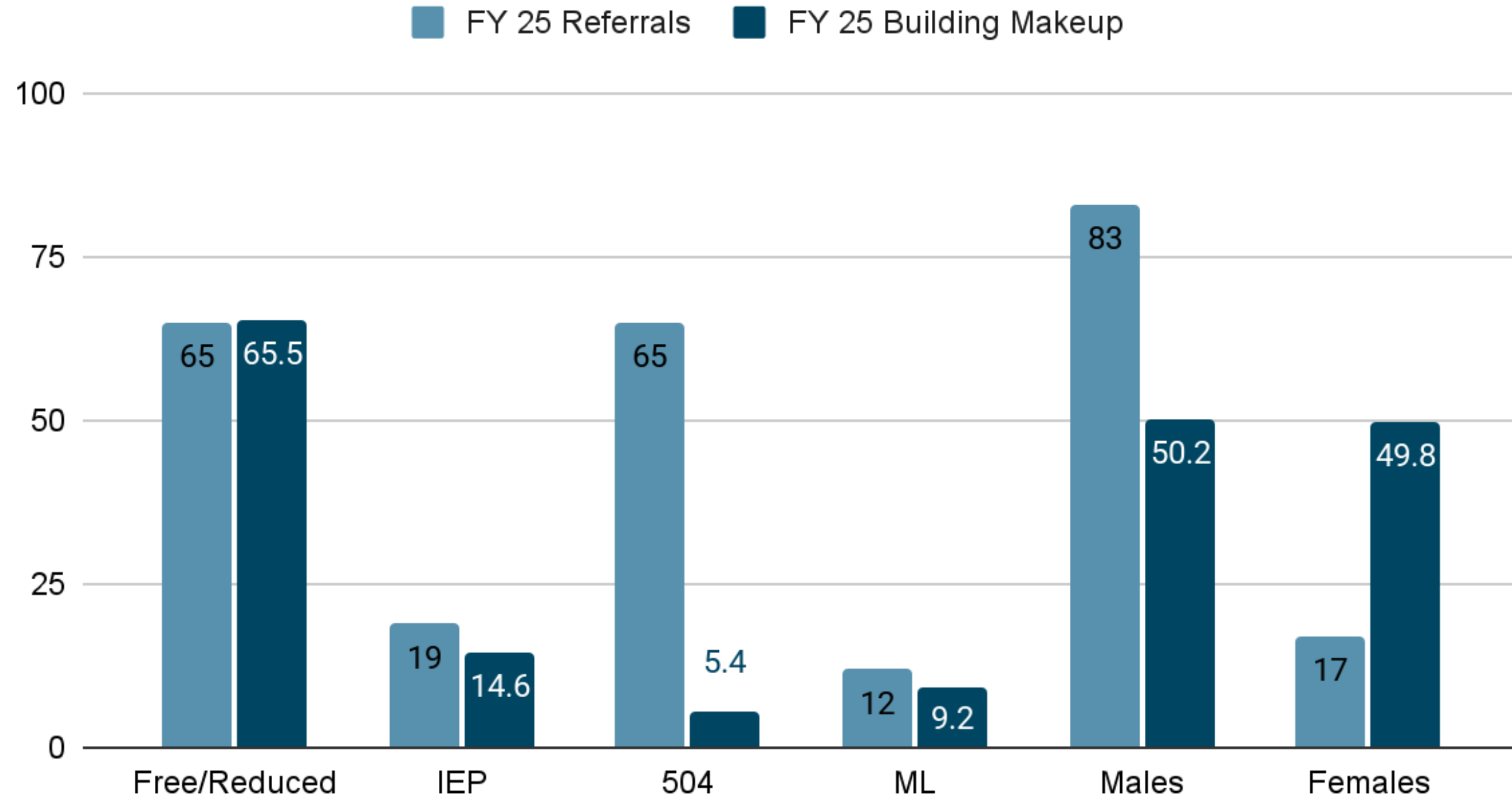
Top Offenses		Top Locations	
Inapprop Lang	14	Classroom	23
Disruptive/LOC	14	Playground/Recess	15
Dangerous Behavior	13	Cafeteria	9

Analysis:

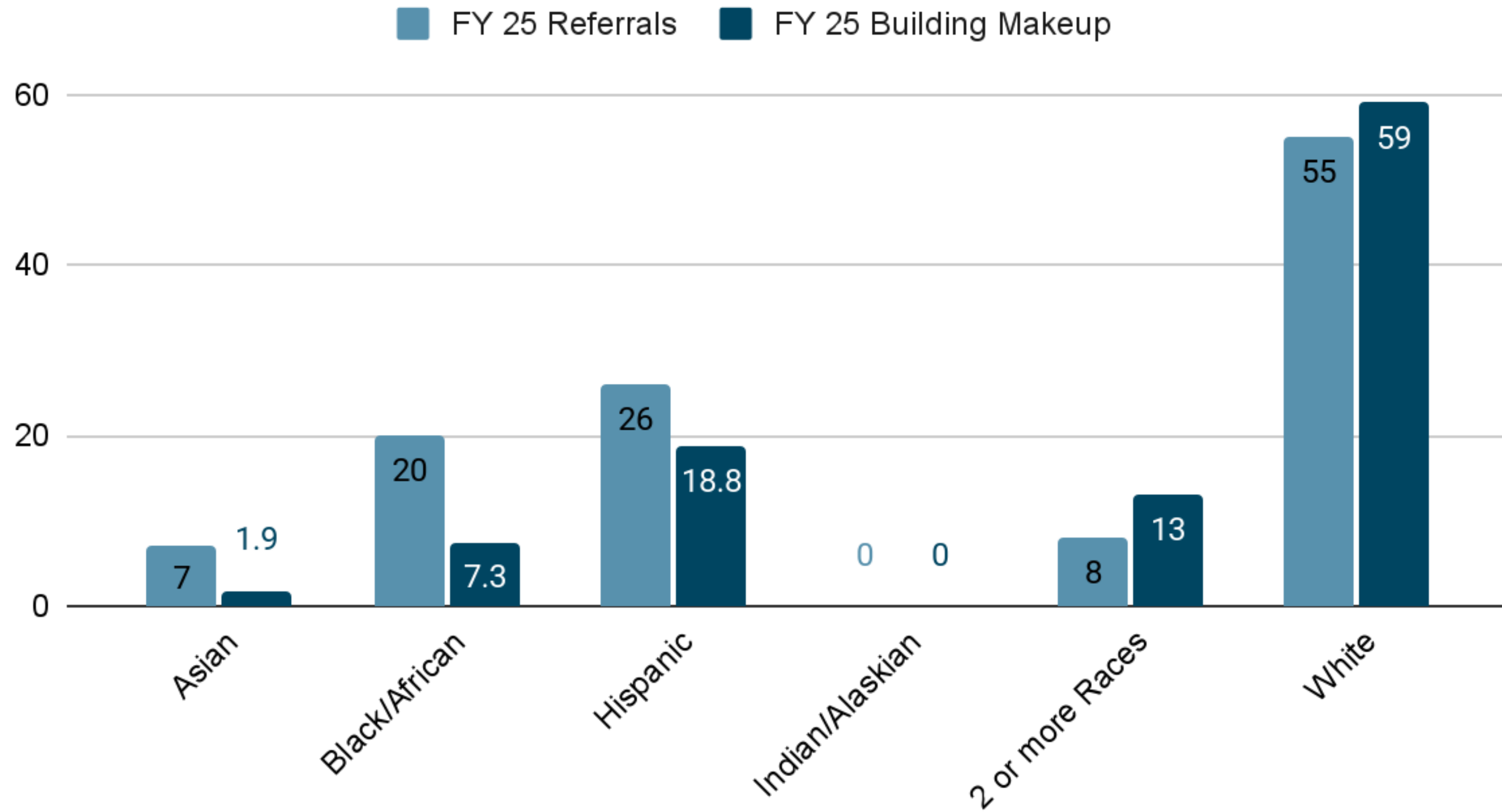
- 9 students account for 47 (49%) of referrals
- 6 of the 9 are 1st & 2nd graders
- 8 of the 9 are males



Student Behavior by Student Group

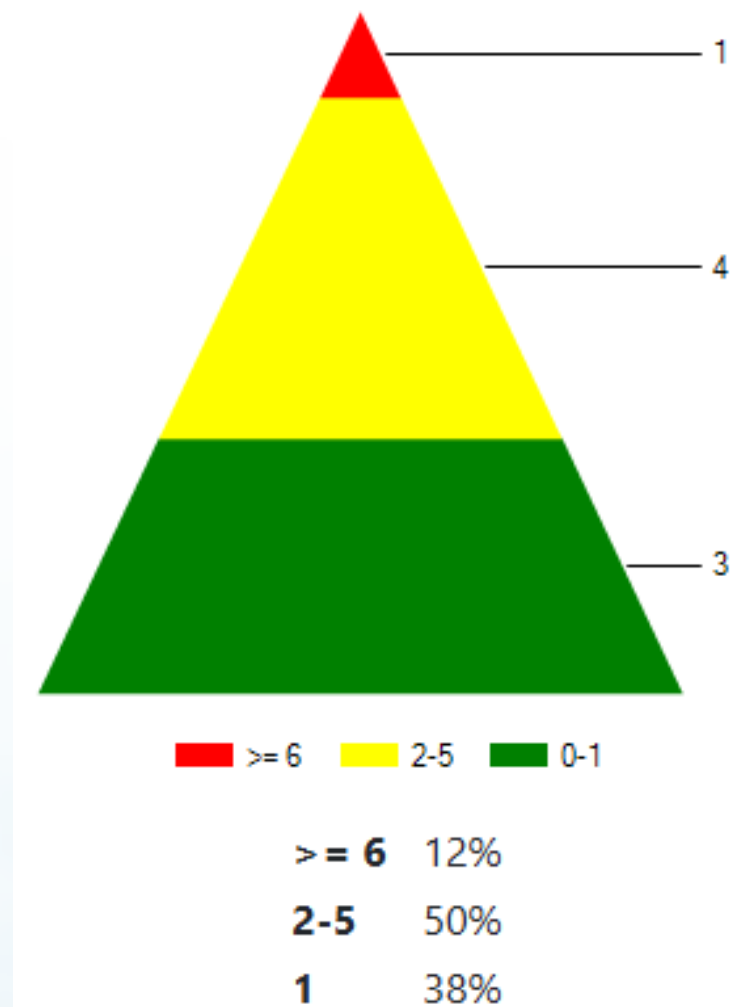


Student Behavior by Race



Rock Cut-1st Grade

Number of:	
Referrals	26
In-school Suspensions (ISS, SIS)	4
Out of School Suspension (OSS)	1
Detentions	14
Referred to Juvenile Authorities (RJA)	0
Conditional Probationary Agreement (CPA)	0



Rock Cut- 1st Grade

Top Offenses		Top Locations	
Disruptive/LOC	7	Classroom	13
Inapprop Lang	4	Specials	5
Dangerous Behavior	4	Many others	1 (each)

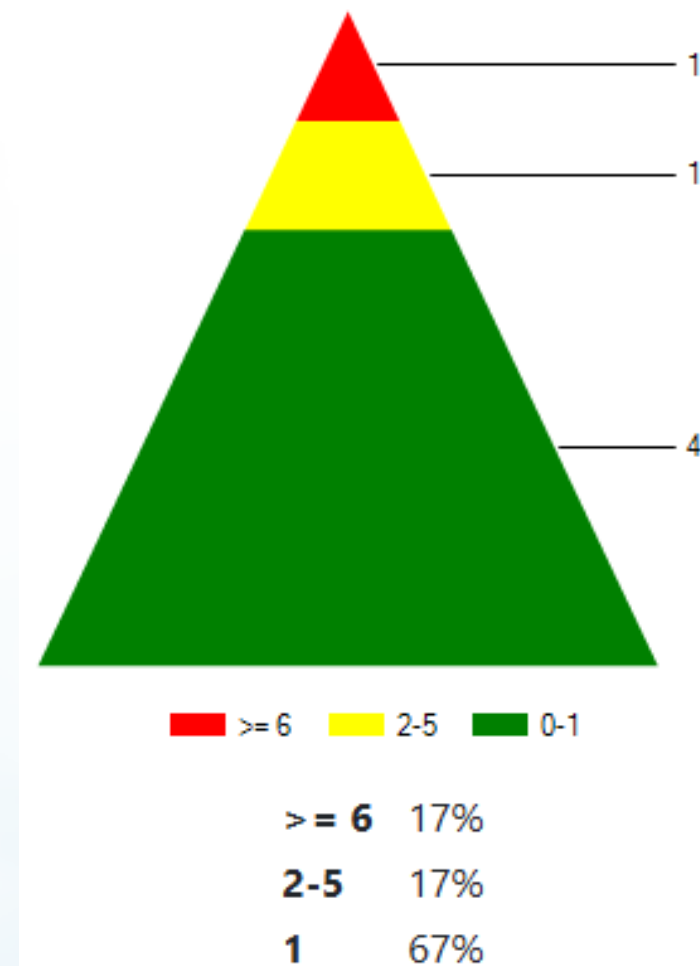
Analysis:

- 4 students account for 21 (81%) of the referrals



Rock Cut-2nd Grade

Number of:	
Referrals	15
In-school Suspensions (ISS, SIS)	2
Out of School Suspension (OSS)	0
Detentions	10
Referred to Juvenile Authorities (RJA)	0
Conditional Probationary Agreement (CPA)	0




Rock Cut - 2nd Grade

Top Offenses		Top Locations	
Threats/Assault	4	Bus	4
Dangerous Behavior & Fighting	2 (each)	Playground/Recess	3
Inappropriate Language	2	Classroom	2

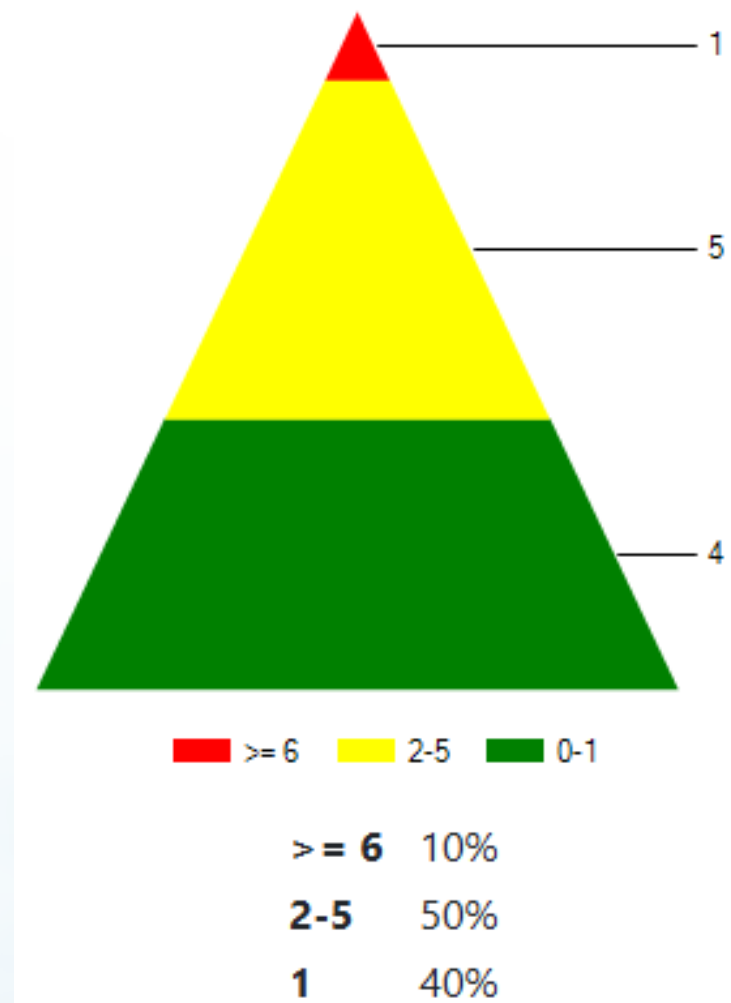
Analysis:

- 2 students account for 11 (73%) of referrals



Rock Cut-3rd Grade

Number of:	
Referrals	8
In-school Suspensions (ISS, SIS)	3
Out of School Suspension (OSS)	0
Detentions	5
Referred to Juvenile Authorities (RJA)	0
Conditional Probationary Agreement (CPA)	0



Rock Cut- 3rd Grade

Top Offenses		Top Locations	
Dangerous Behavior	4	Playground/Recess	5
Inappropriate Language	2	Classroom	2
Physical Aggression & Theft	1 (each)		

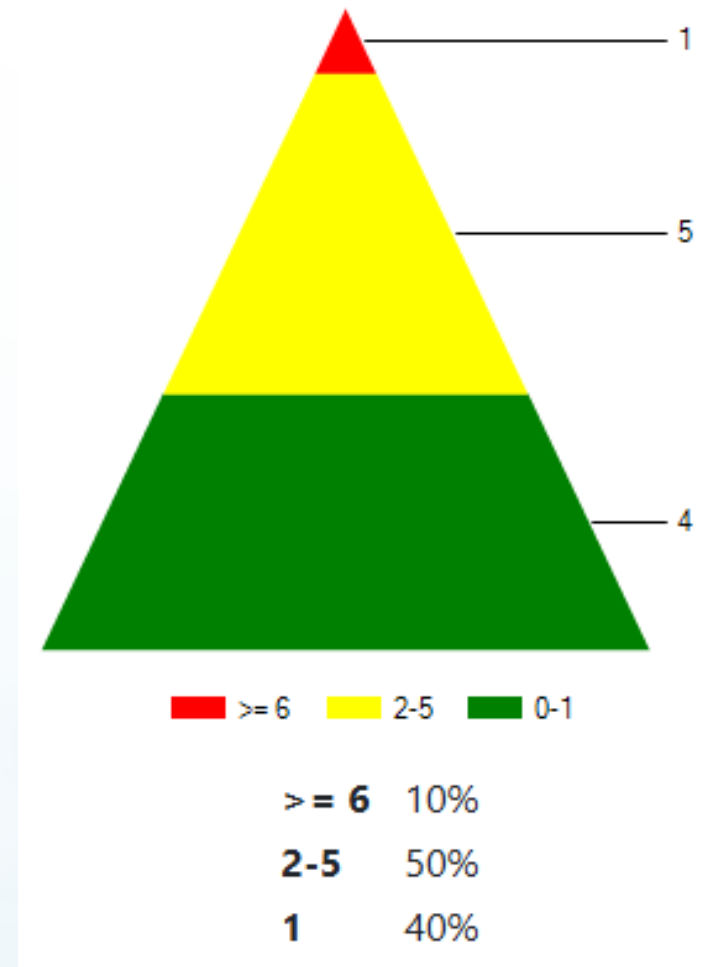
Analysis:

- 4 students account for all of the referrals



Rock Cut-4th Grade

Number of:	
Referrals	25
In-school Suspensions (ISS, SIS)	7
Out of School Suspension (OSS)	1
Detentions	11
Referred to Juvenile Authorities (RJA)	0
Conditional Probationary Agreement (CPA)	0




Rock Cut- 4th Grade

Top Offenses		Top Locations	
Fighting	7	Playground/Recess	10
Disruptive/LOC	4	Classroom	3
Physical Aggression	4	Hall & Restroom	2 (each)

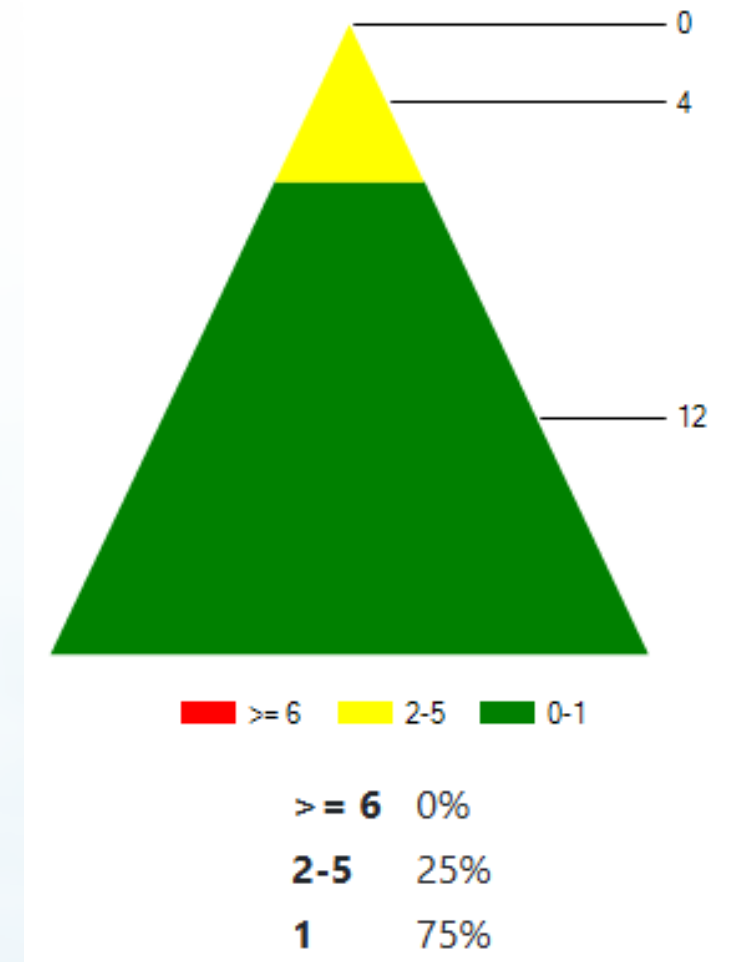
Analysis:

- 3 students account for 15 (60%) of referrals



Rock Cut-5th Grade

Number of:	
Referrals	21
In-school Suspensions (ISS, SIS)	2
Out of School Suspension (OSS)	0
Detentions	12
Referred to Juvenile Authorities (RJA)	0
Conditional Probationary Agreement (CPA)	0




Rock Cut - 5th Grade

Top Offenses		Top Locations	
Horseplay	6	Cafeteria	7
Dangerous Behavior & Phys Agg	3 (each)	Classroom	3
Disruptive/LOC	3	3 Others	1 (each)

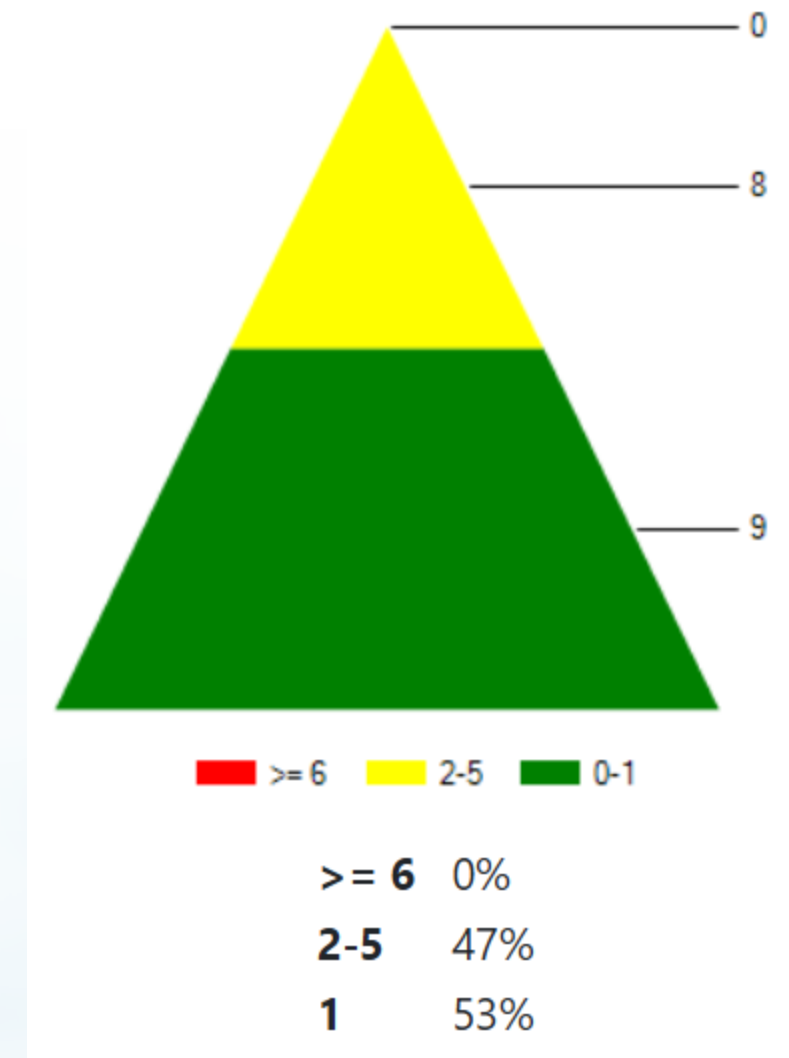
Analysis:

- 5 students account for 10 (48%) of referrals



Windsor-ALL

Number of:	
Referrals	33
In-school Suspensions (ISS, SIS)	13
Out of School Suspension (OSS)	5
Detentions	8 - LDT 2 -AS
Referred to Juvenile Authorities (RJA)	0
Conditional Probationary Agreement (CPA)	0



Windsor- ALL

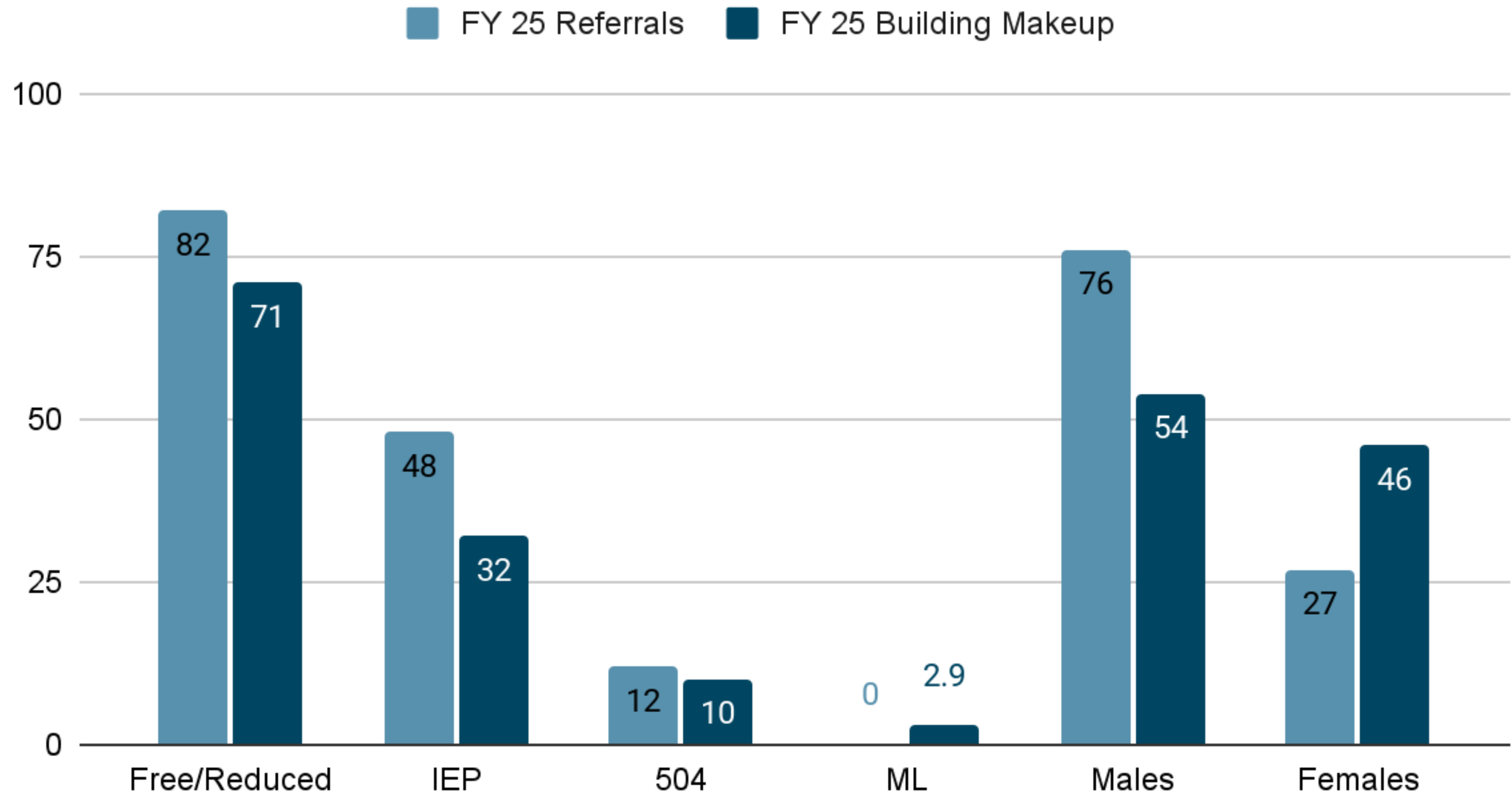
Top Offenses		Top Locations	
Inappropriate Language	7	Class	22
Dangerous Behavior	3	Cafeteria/Lunch room	6
Physical Aggression	3	Playground	1

Analysis:

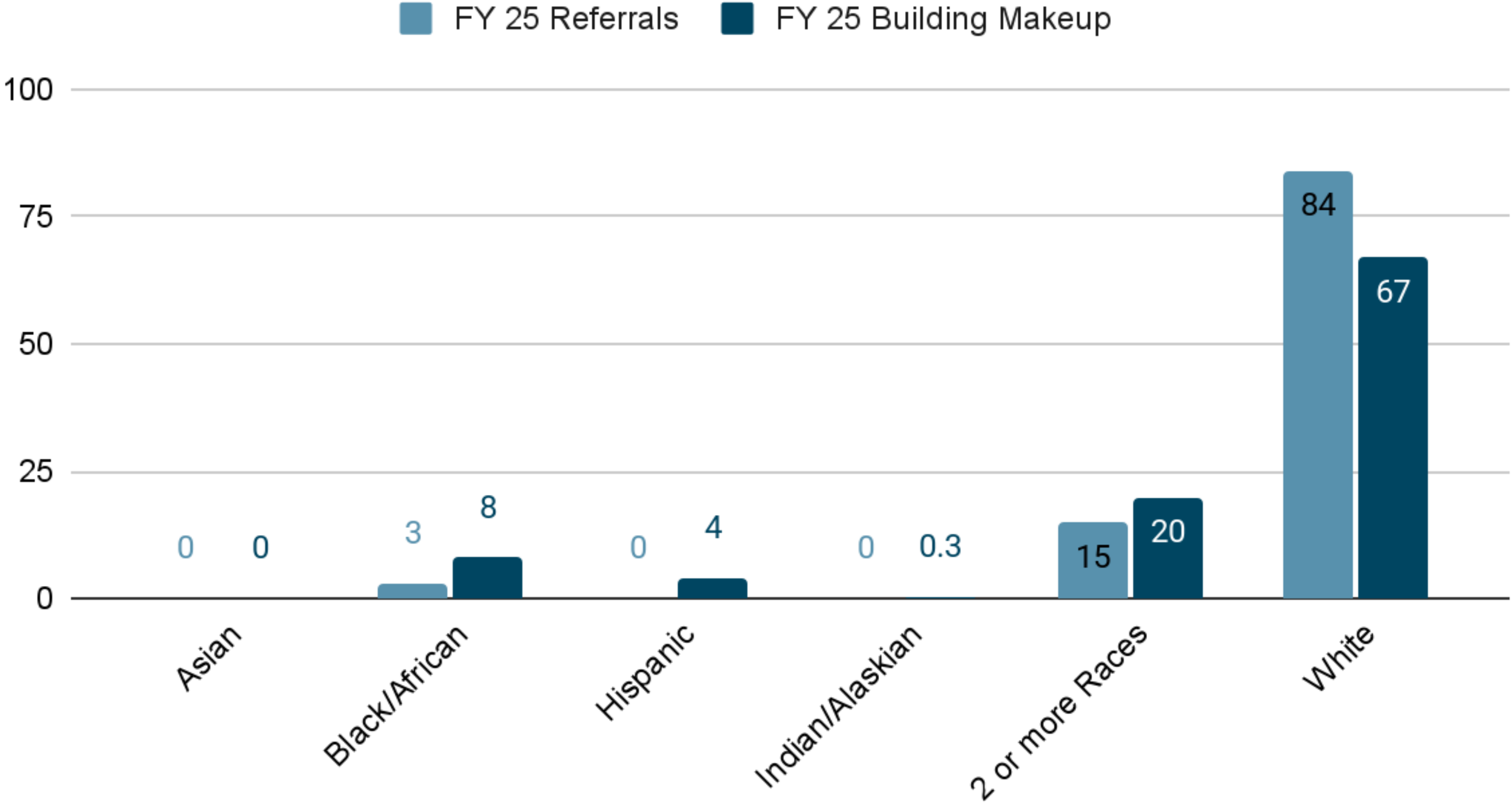
- 36 referrals during first trimester - decreased by 3
- There has been a decrease in physical aggression since first trimester
- We were able to use data (referrals, SIF, CICO) to develop Tier 2 and Tier 3 interventions for students




Student Behavior by Student Group



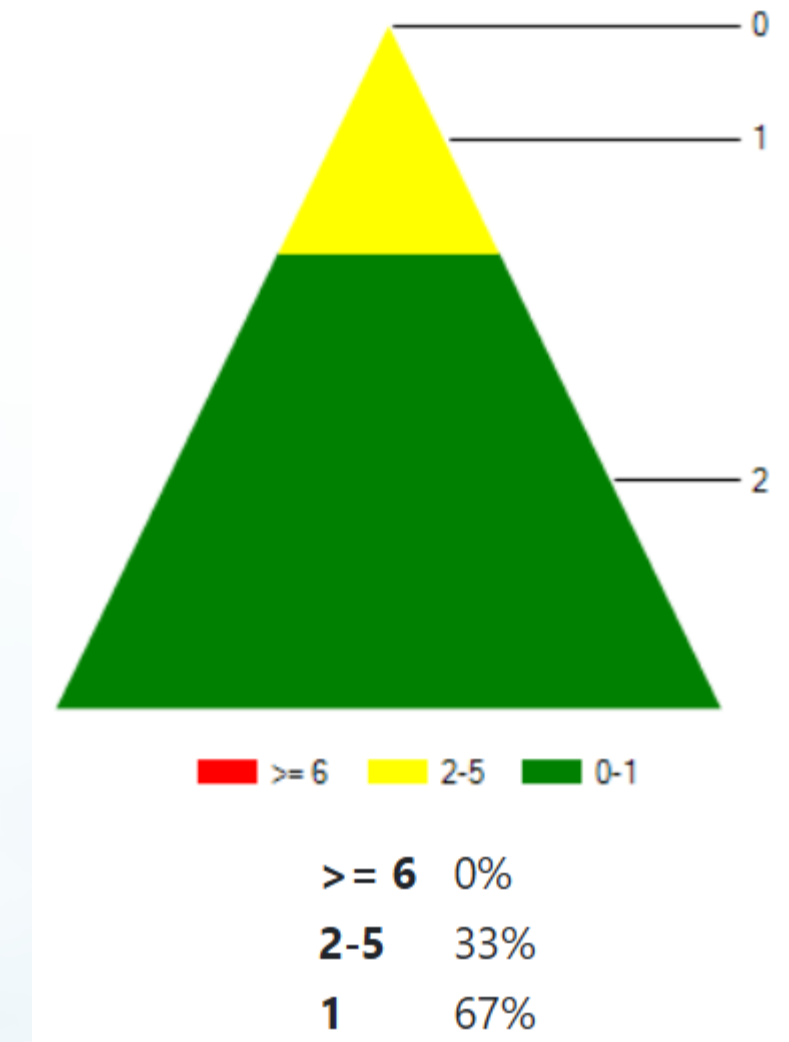
Student Behavior by Race



Windsor-1st Grade



Number of:	
Referrals	6
In-school Suspensions (ISS, SIS)	1
Out of School Suspension (OSS)	1
Detentions	3
Referred to Juvenile Authorities (RJA)	0
Conditional Probationary Agreement (CPA)	0




Windsor- 1st Grade


Top Offenses		Top Locations	
Dangerous Behavior	2	Classroom	4
Inappropriate Language	1	Playground/Recess	1
Physical Aggression	1	Cafeteria	1

Analysis:

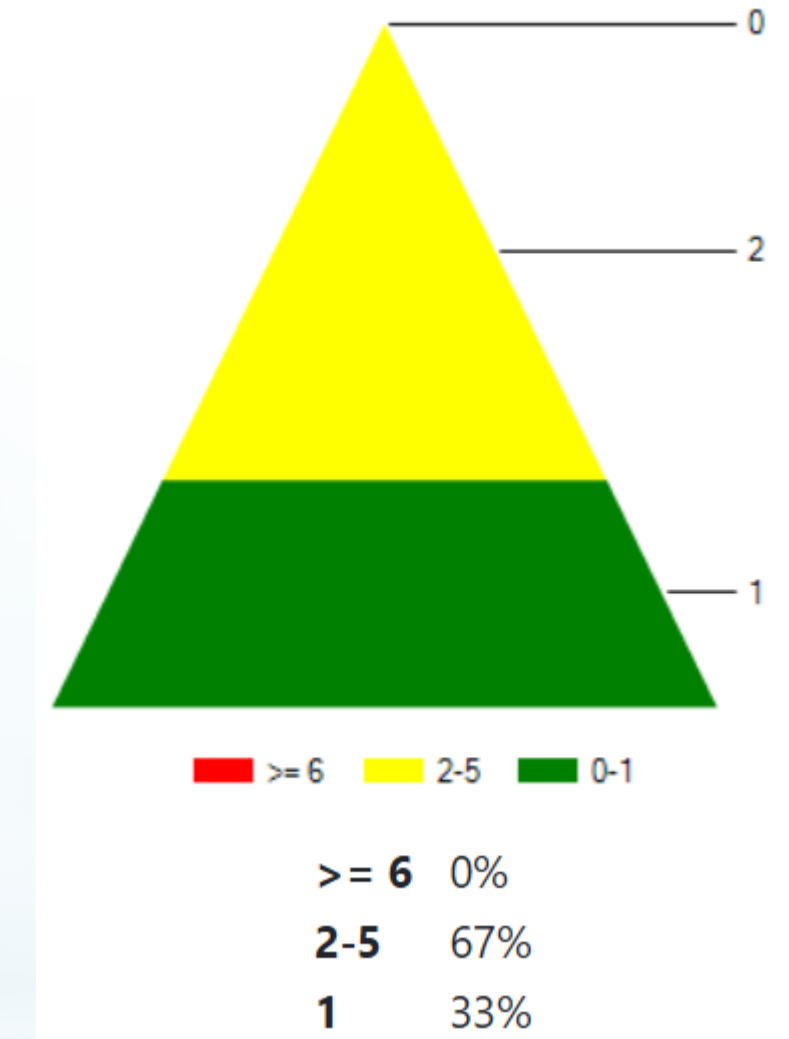
- 3 students account for 6 referrals
- All three students are now receiving Tier 2 and Tier 3 SEL support
- one referral first trimester - increase of 5 referrals



Windsor-2nd Grade



Number of:	
Referrals	6
In-school Suspensions (ISS, SIS)	2
Out of School Suspension (OSS)	1
Detentions	3
Referred to Juvenile Authorities (RJA)	0
Conditional Probationary Agreement (CPA)	0




Windsor - 2nd Grade

Top Offenses		Top Locations	
Inappropriate Language	2	Classroom	4
Sexual Contact	1	Gym/PE	1
Theft	1	Cafeteria	1

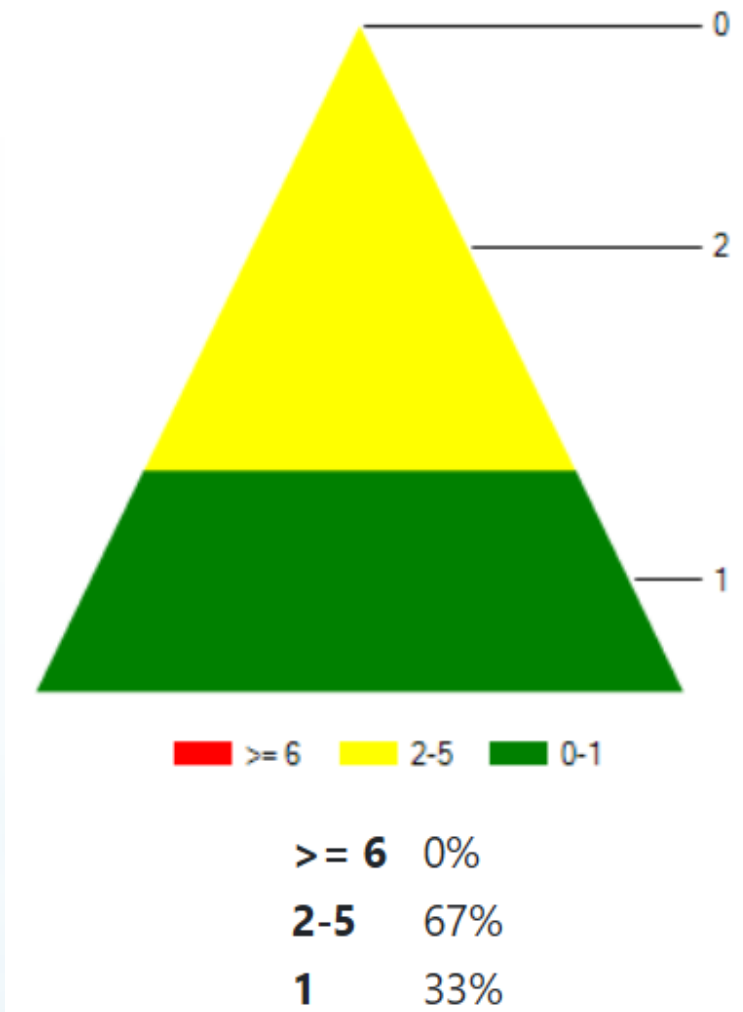
Analysis:

- 3 students account for the 6 referrals
- 2 of the 3 students receiving Tier 2 SEL support
- 1 student currently in an evaluation for special education
- 14 referrals during first trimester - decreased by 8 referrals



Windsor-3rd Grade

Number of:	
Referrals	8
In-school Suspensions (ISS, SIS)	5
Out of School Suspension (OSS)	0
Detentions	3
Referred to Juvenile Authorities (RJA)	0
Conditional Probationary Agreement (CPA)	0



Windsor- 3rd Grade

Top Offenses		Top Locations	
Insubordination	2	Classroom	5
Physical Aggression	2	Guidance Office	1
Theft	2	Hall	1

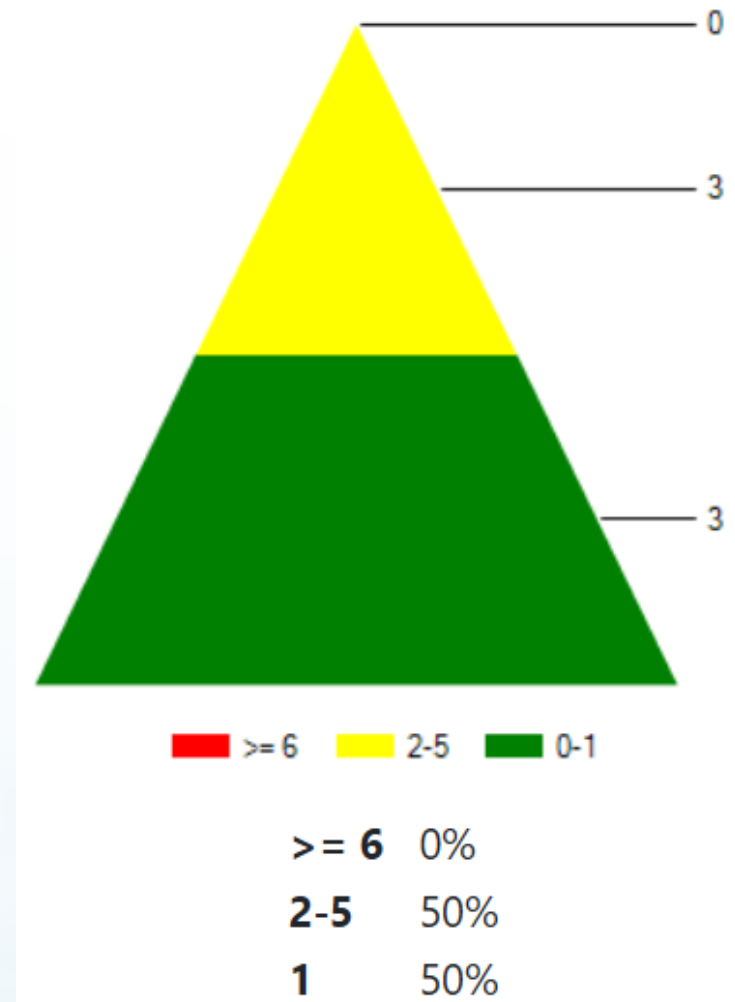
Analysis:

- 3 students account for the 8 referrals
- 1 student has only had one referral - consequence workers!
- Recently implemented Behavior Intervention Plan for one of the students that received more than 1 referral
- 10 referrals during first trimester - decreased by 2



Windsor-4th Grade

Number of:	
Referrals	12
In-school Suspensions (ISS, SIS)	4
Out of School Suspension (OSS)	3
Detentions	4
Referred to Juvenile Authorities (RJA)	0
Conditional Probationary Agreement (CPA)	0




Windsor- 4th Grade

Top Offenses		Top Locations	
Inappropriate Language	4	Classroom	8
Major Disruption	2	Lunchroom	3
Inciting	2	School Grounds	1

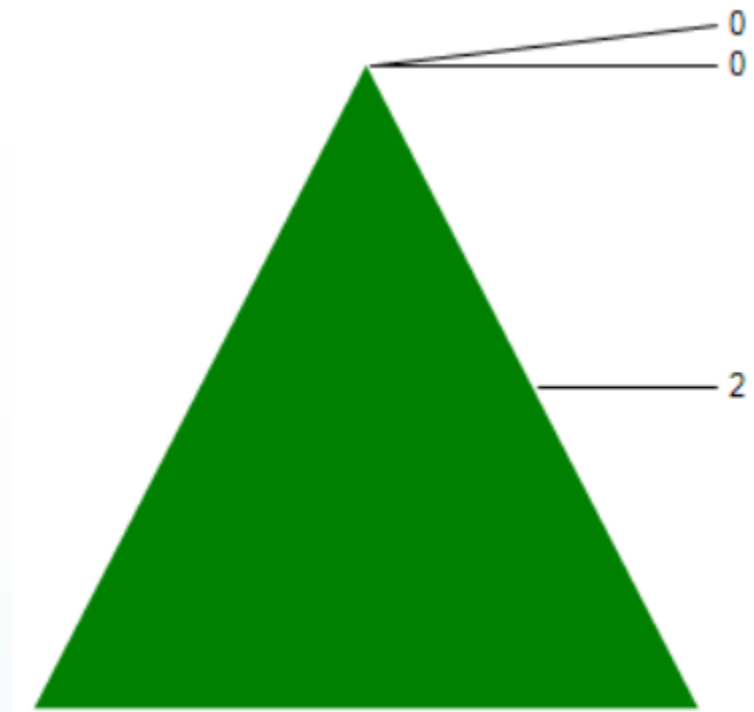
Analysis:

- 6 students account for 12 referrals
- 3 of the students received only 1 referral
- 1 student and family linked with community resources
- adjustments to Behavior Intervention Plan have been made
- 1 student now receives Tier 2 SEL Intervention
- 7 referrals during first trimester - increased by 5




Windsor-5th Grade

Number of:	
Referrals	2
In-school Suspensions (ISS, SIS)	1
Out of School Suspension (OSS)	1
Detentions	0
Referred to Juvenile Authorities (RJA)	0
Conditional Probationary Agreement (CPA)	0



≥ 6 0%
2-5 0%
1 100%



Windsor - 5th Grade

Top Offenses		Top Locations	
Smoking/Possession	1	Classroom	1
Weapon/Threat	1	Bus	1

Analysis:

- 2 students account for 2 referrals
- these were first offenses for both students
- 1 student and family connected with community resources
 - counselor now meeting with student at school once a week
- 4 referrals during first trimester - decreased by 2

