

Strategic Plan Goal 1: Student Success

District Annual Report & Public Hearing

February 24, 2025



www.boerneisd.net





**Every Child,
Every Day**



**Respectful
Relationships**



**Excellence
through
Integrity**



**Commitment
to Service**

DISTRICT SCORECARD

STUDENT SUCCESS

By 2028, 100% of Boerne ISD students will engage in innovative learning experiences so they are college, career, and/or military ready.



TALENT

By 2028, 100% of the Boerne ISD employee experience will prioritize opportunities to perform at and aspire to the highest level of professional performance growth.



FISCAL RESPONSIBILITY

By 2028, Boerne ISD will maximize funding and efficiencies so our budget funds 100% of our identified needs.



FAMILY & COMMUNITY ENGAGEMENT

By 2028, 100% of Boerne ISD stakeholders will be a part of a culture of trust where they feel engaged and valued.



8 sections to the District Annual Report

01

TAPR

2023-2024 Texas
Academic
Performance Report

02

Financial Report

PEIMS 22-23 Actual
Financial Reports

03

Accreditation

2022-2023 District
Accreditation Status

04

DIP/CIP

District/Campus
Performance
Objectives

05

Report on Crime

Report on Campus
Violent or Criminal
Incidents

06

Post-Secondary

Student
Performance in Post
Secondary
Institutions

07

HB 3

District progress on
HB 3 goals

08

Glossary

TAPR Glossary

Section 1

2023–24 Texas Academic Performance Report (TAPR)

Compiled by TEA for every district and campus

2023–2024 District & Campus TAPR Reports

2023-24 Texas Academic Performance Report (TAPR)

District Name: BOERNE ISD

District Number: 130901

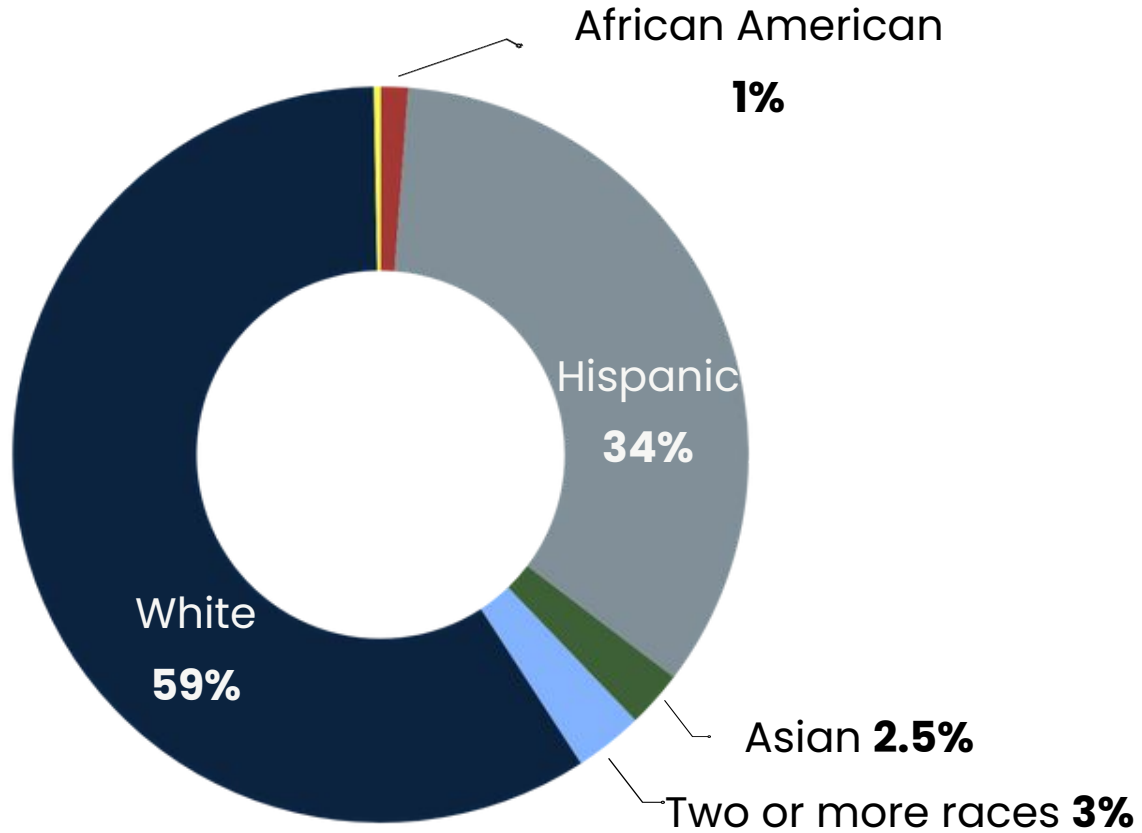
2024 Special Education Determination Status:

Meets Requirements

TAPR

STUDENT DEMOGRAPHICS

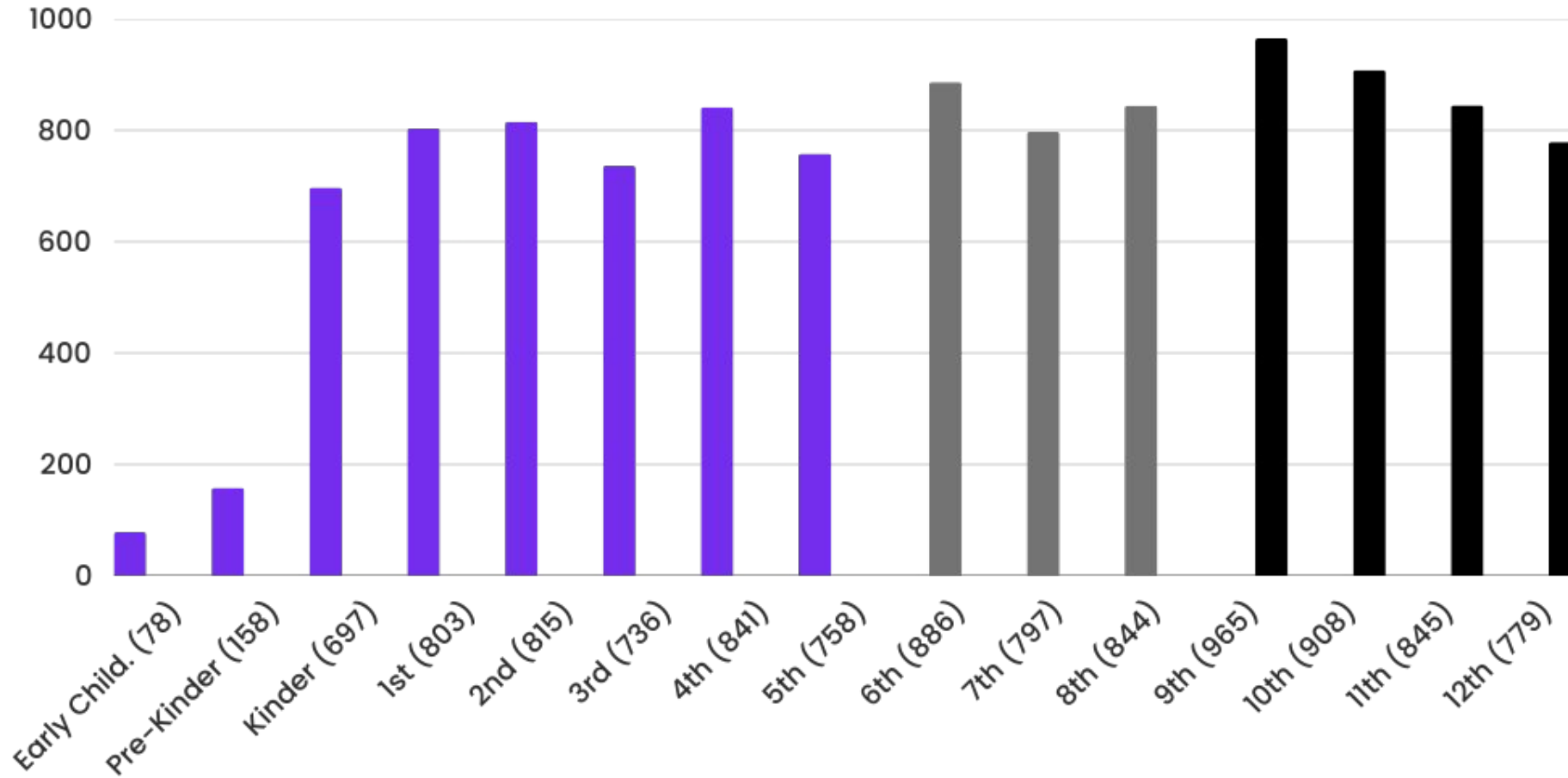
ENROLLMENT: **10,910**



TAPR

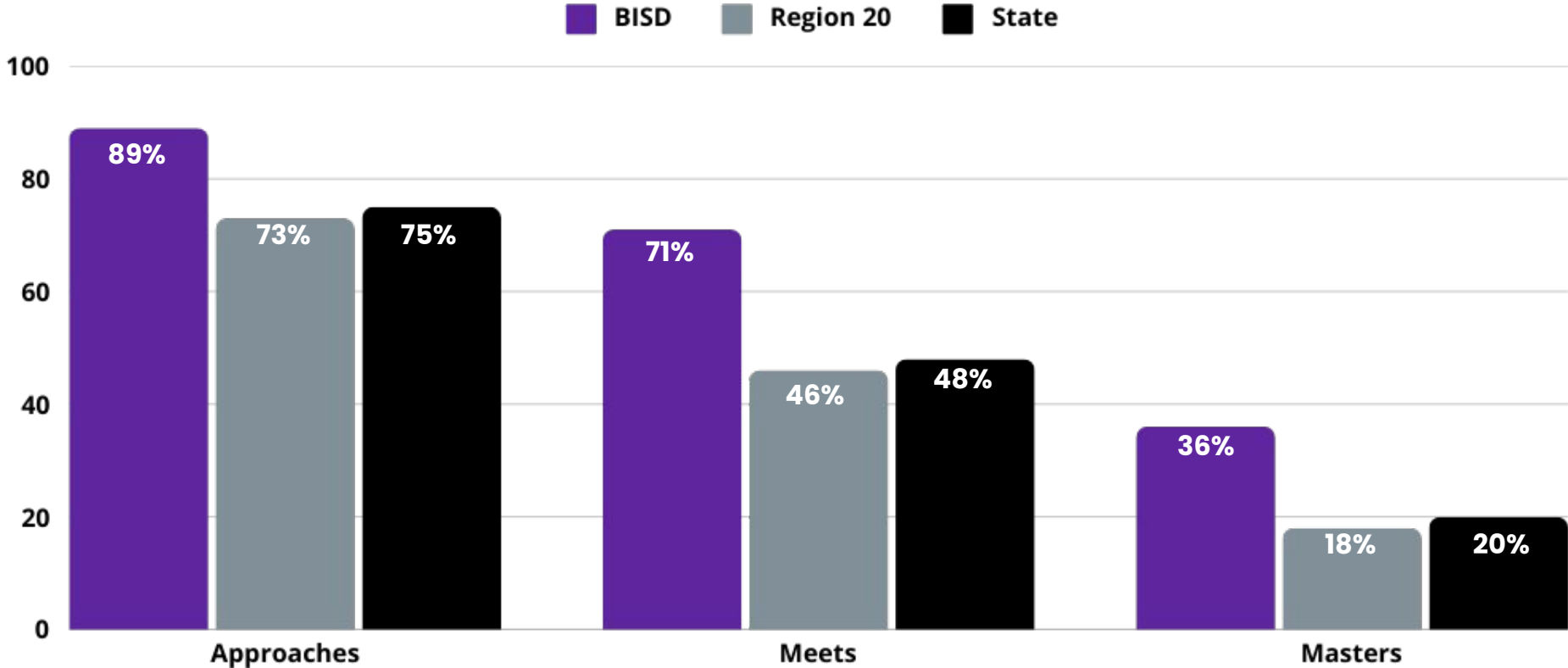
STUDENT DEMOGRAPHICS

ENROLLMENT: **10,910**



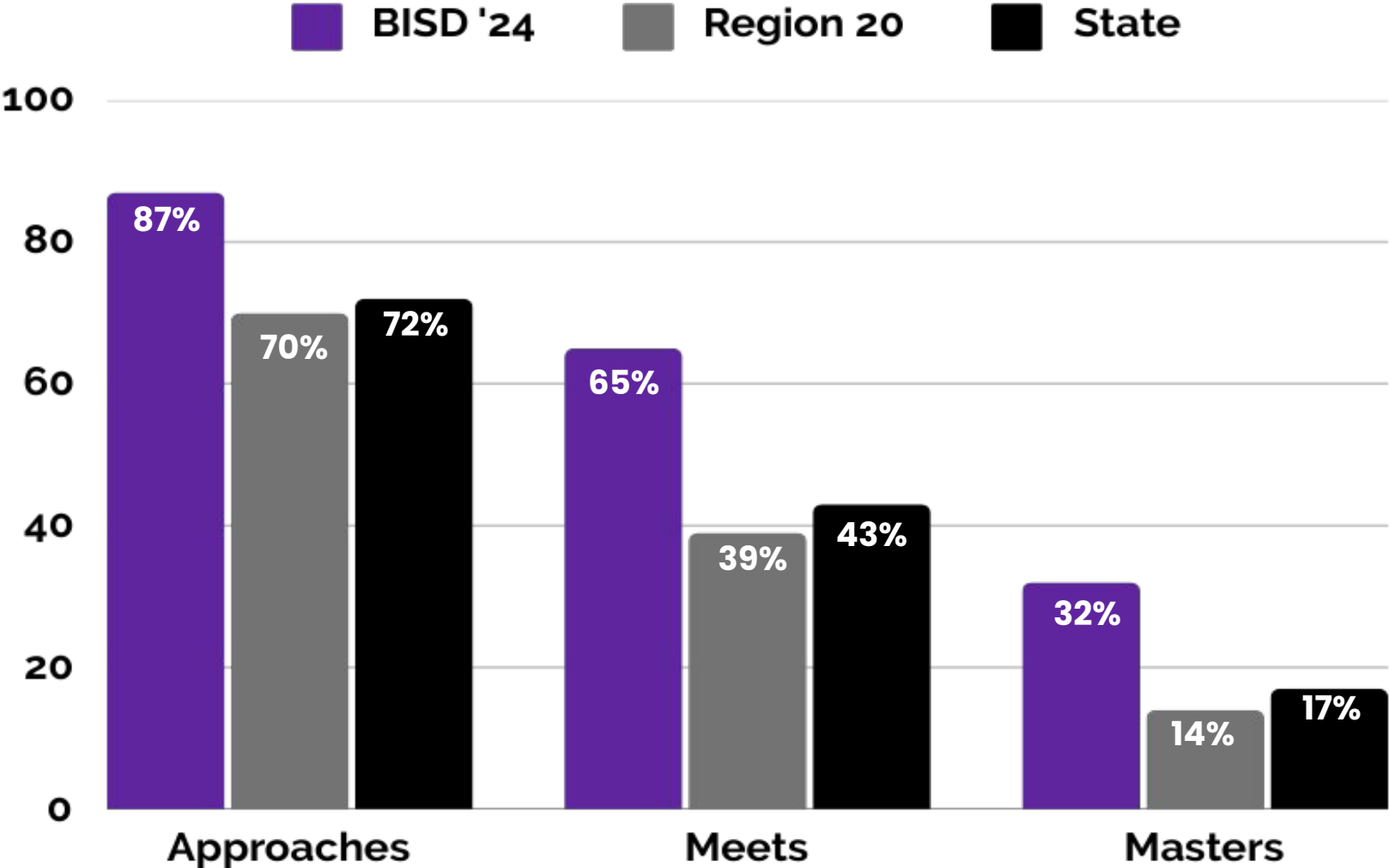
STAAR All Grades & Subjects

(Approaches, Meets, and Masters)



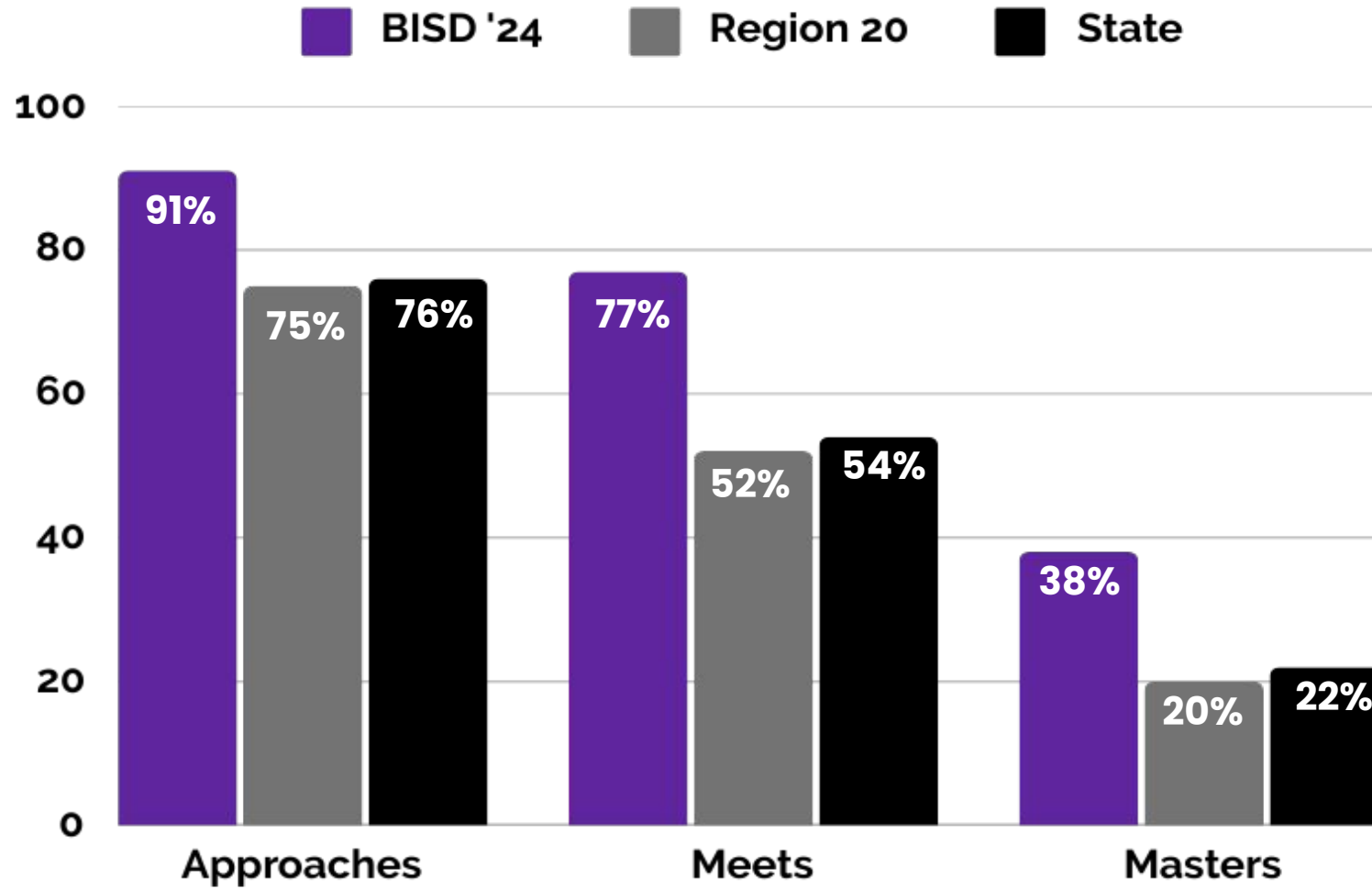
STAAR MATH

GRADE 3 – ALGEBRA 1



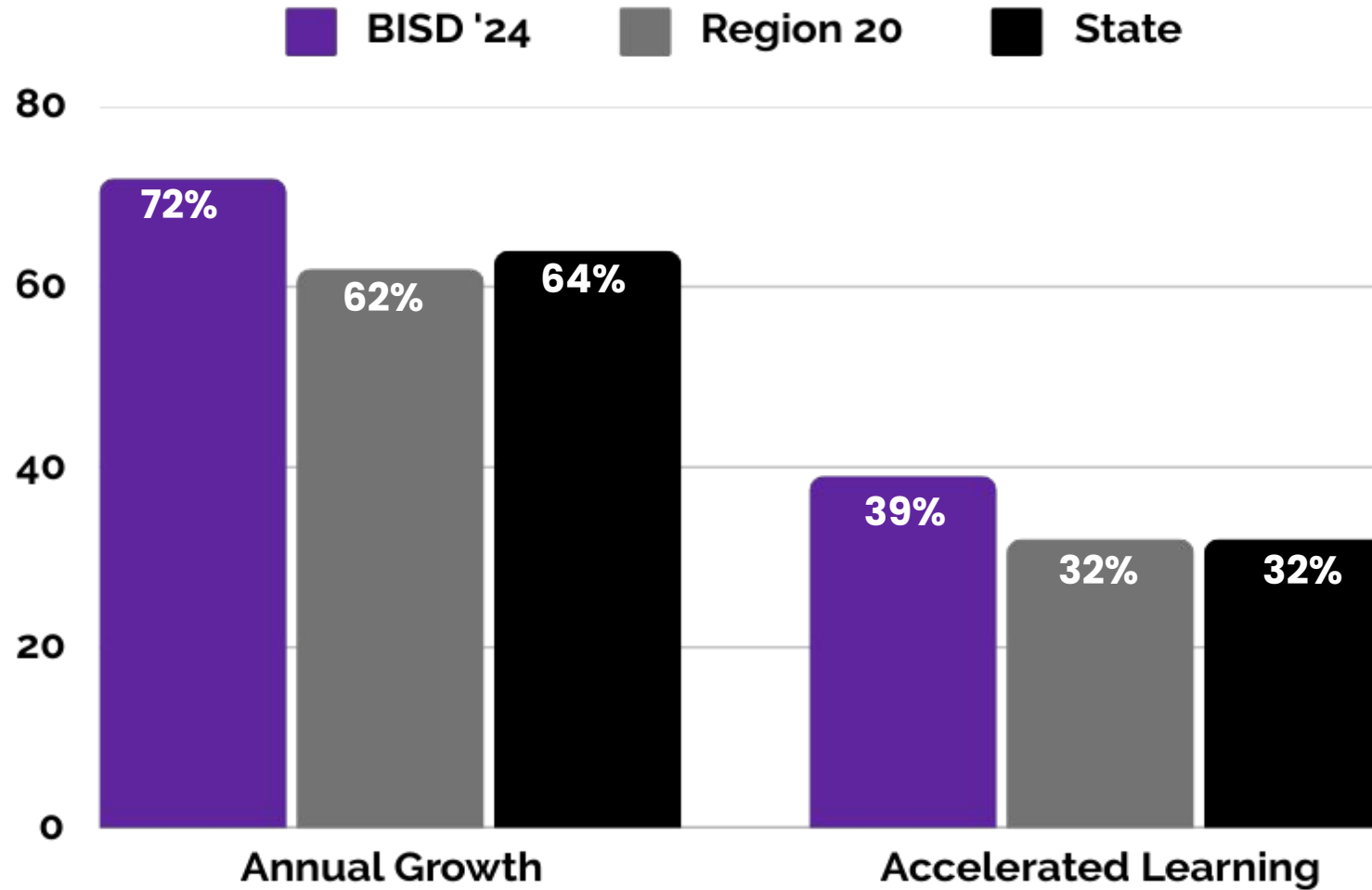
STAAR READING

GRADE 3 – ENGLISH 2



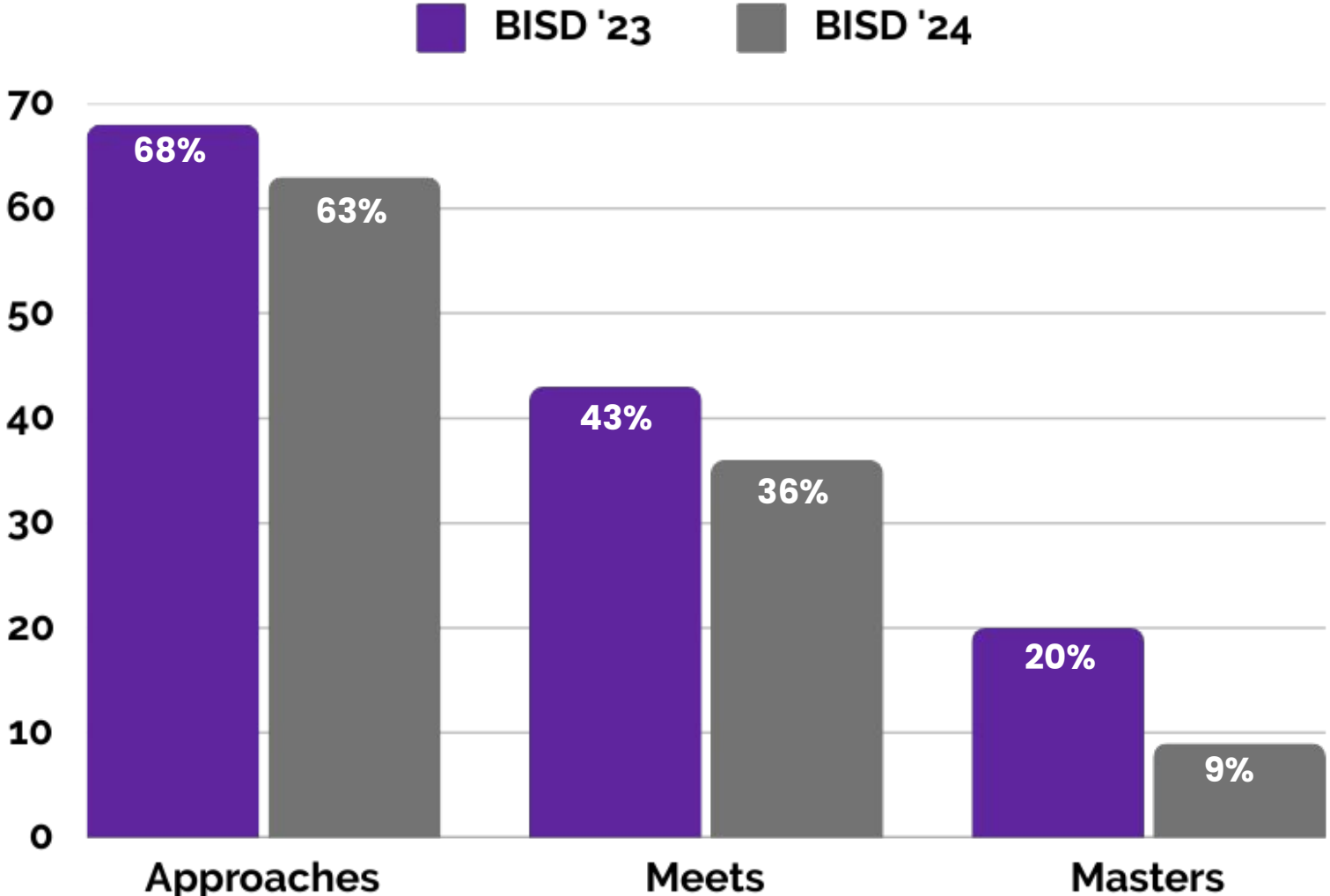
STAAR **ACADEMIC GROWTH**

READING/MATH 2023 TO 2024



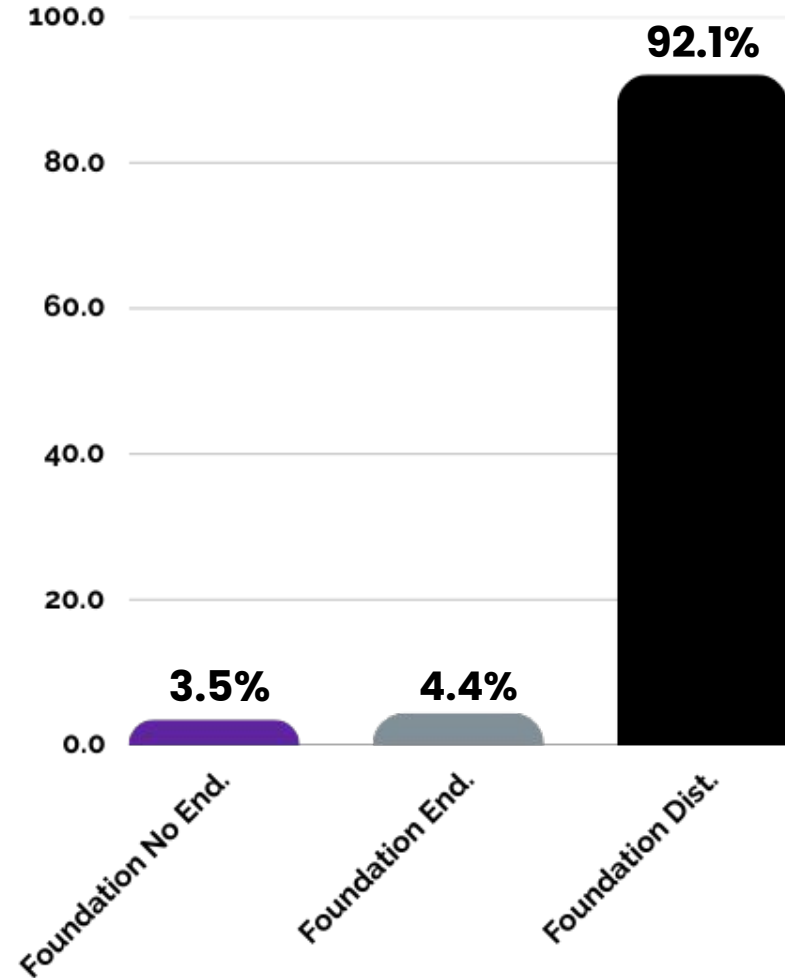
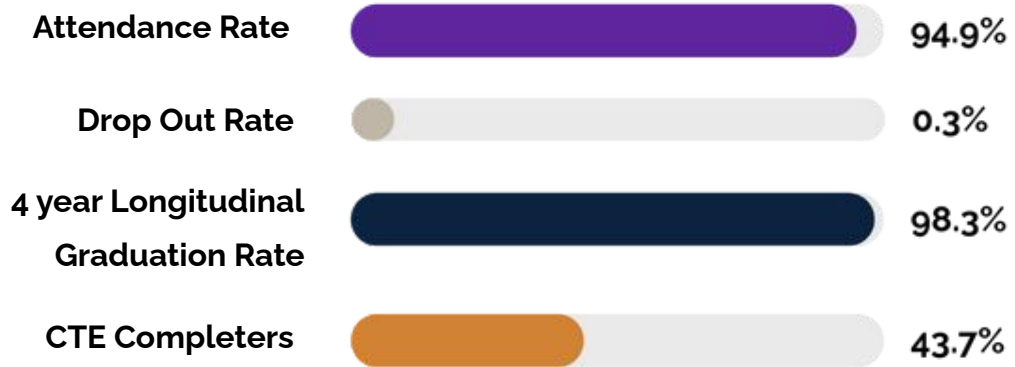
STAAR BILINGUAL/ESL/EB

ALL GRADES & SUBJECTS



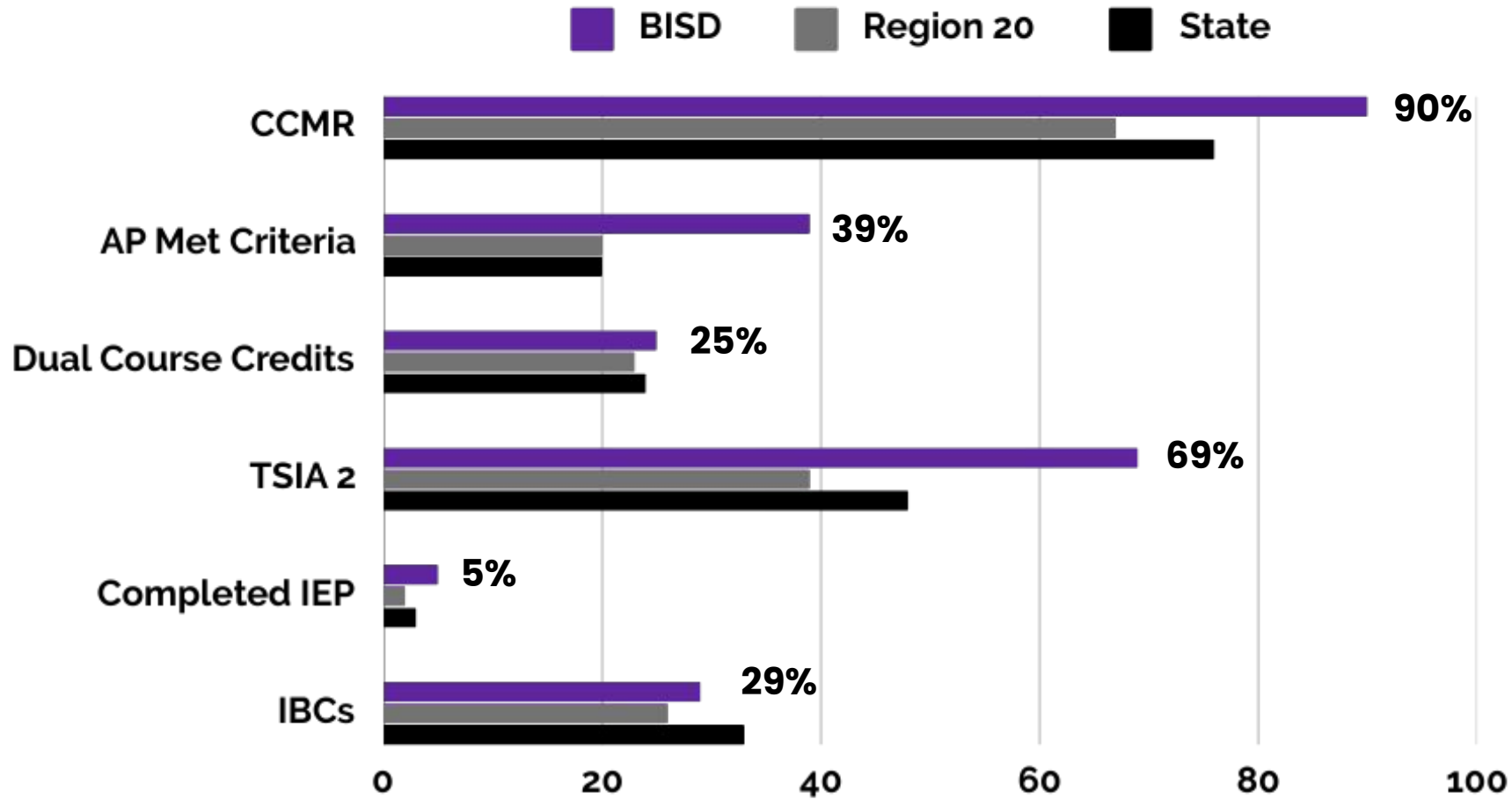
TAPR: ATTENDANCE, GRADUATION, & DROPOUT RATES

2022-2023



TAPR: CCMR

2022-2023 ANNUAL GRADUATES



Section 2

PEIMS Financial Standard Reports

2022-23 Financial Actual Reports

2022-23 Actual Financial Data District

- Revenues
- Expenditures
- Disbursements
- Tax Rates
- Fund Balance

2022-23 Actual Financial Data Campus

- Expenditures by Object
- Expenditures by Function
- Program Expenditures by Program

2022-23 is the most recent year for which these data are available.

Section 3

2022–23 District Accreditation Status

- The District's 2022–23 Accreditation Status is:
Accredited

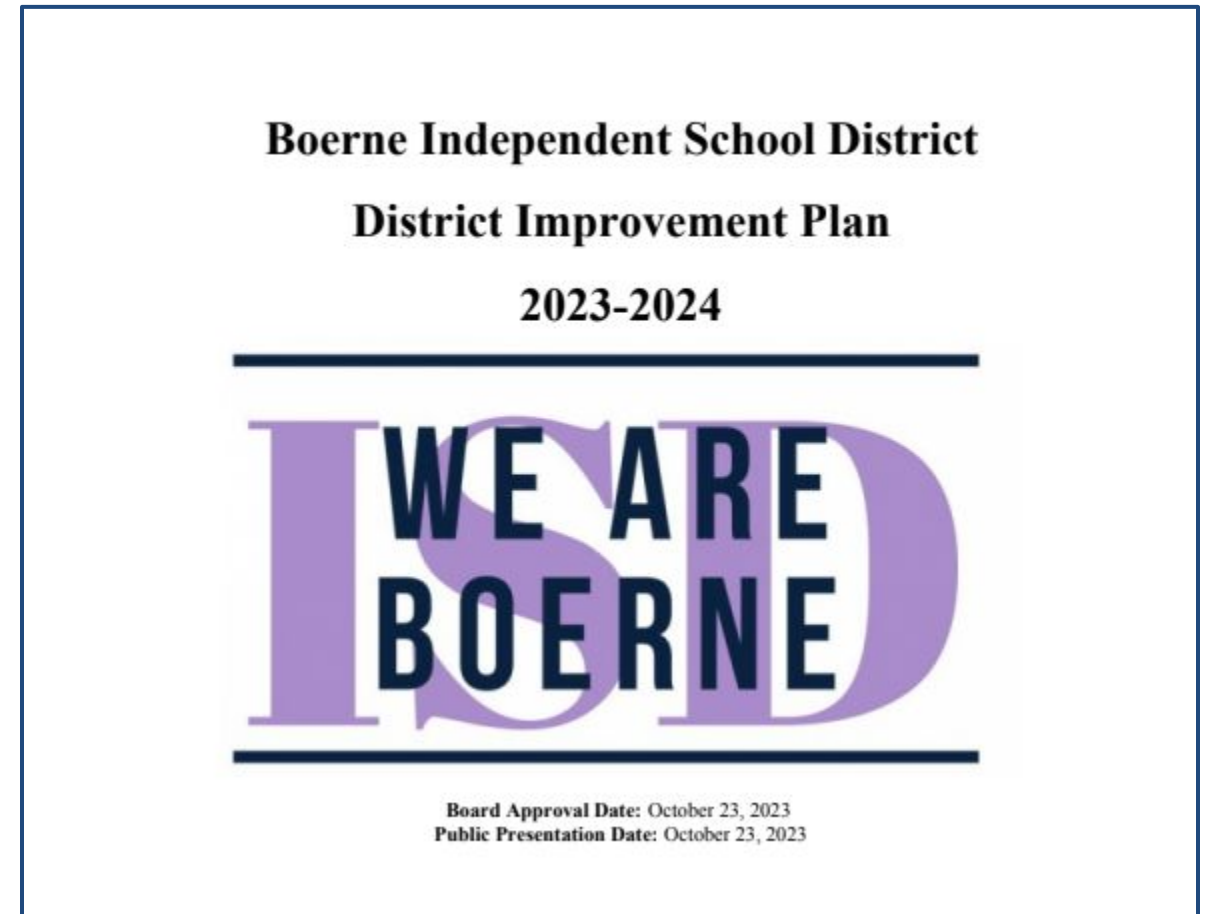
Section 4

Campus Performance Objectives

- Campus Improvement Plans (CIPs)
- District Improvement Plan

2023-24 BISD CIPs & DIP

Board Approved October 2023



Section 5

Report on Violent or Criminal Incidents

- The report must include:
 - Number, rate and type of violent or criminal incidents that occurred on each campus (to the extent permitted under FERPA)
 - Descriptions of school violence prevention and violence intervention policies and procedures used to protect students
 - Findings from evaluations (if any) conducted under the Safe and Drug-Free Schools and Communities Act

Violent or Criminal Incidents Report

BISD School Violence Prevention Interventions

Section 6

Student Performance in Postsecondary Institutions

Enrolled in Texas Public or Independent Higher Education in FY 2023

Champion HS		Graduates	<2.0 GPA	2.0–2.49	2.5–2.99	3.0–3.49	>3.5
CHS Total Graduates: 492	4 Year Public	189	17	11	22	52	84
	2 Year Public	84	17	6	13	25	23
	Ind. Colleges & Univ.	33					
	Not Trackable	20					
	Not Found	166					

Boerne HS		Graduates	<2.0 GPA	2.0–2.49	2.5–2.99	3.0–3.49	>3.5
BHS Total Graduates: 313	4 Year Public	104	15	13	16	26	31
	2 Year Public	54	13	3	15	10	12
	Ind. Colleges & Univ.	18					
	Not Trackable	13					
	Not Found	124					

Section 7

Progress of Board-adopted HB 3 Goals

HOUSE BILL 3

Met in 2024

Early Childhood Literacy: The percent of 3rd grade students that score Meets grade level or above on STAAR Reading will increase from 73% to 74% by August 2025.

Met in 2024

Early Childhood Math: The percent of 3rd grade students that score Meets grade level or above on STAAR Math will increase from 71% to 72% by August 2025.

Pending

CCMR: The percentage of graduates that meet the criteria for CCMR will increase from 90% to 92% by August 2025.



Section 7

HB 3 Goals

HB3 Goals Presentations:

CCMR: August 2024

Early Childhood: November 2024

Goal Year	Literacy	Math	CCMR
2023	Met Goal - 72%	Met Goal - 67%	Met Goal - 86%
2024	Met Goal - 73%	Met Goal - 69%	Met Goal - 90%
2025	Goal - 74%	Goal - 71%	Goal - 92%

Section 8

TAPR Glossary

The *TAPR Glossary* provides definitions, describes methodologies, and lists sources for each data point in the TAPR.

Currently, the TAPR does not include scale scores, A–F ratings, Distinction Designations, or Special Education Determination Status. The initial release does not include the Campus or District 2024 Accountability Reports. The issuance of the A–F ratings under 2024 rule is pending and subject to change.

2023–24 Texas Academic Performance Report (TAPR) Glossary

Cover Page

Currently, the TAPR does not include scale scores, A–F ratings or Distinction Designations. The initial release does not include the District or Campus Accountability Reports. The issuance of the A–F ratings under 2024 rule is pending and subject to change.

2024 Armed Services Vocational Aptitude Battery (ASVAB) Test (Career Exploration) (*districts serving grades 10–12*): Senate Bill 1843 requires that each school year, each school district and open-enrollment charter school provide students in grades 10–12 the opportunity to take the ASVAB and consult with a military recruiter.

Performance

STAAR: A comprehensive testing program for public school students in grades 3–8 or high school courses with end-of-course (EOC) assessments. The STAAR program is designed to measure to what extent a student has learned, understood, and is able to apply the concepts and skills expected at each grade level or after completing each course for which an EOC assessment exists. Each STAAR assessment is linked directly to the Texas Essential Knowledge and Skills (TEKS). The TEKS are the state-mandated content standards that describe what a student should know and be able to do upon completion of a course. For more information on the TEKS, see the *Texas Essential Knowledge and Skills* website at <http://tea.texas.gov/curriculum/teks/>.

Other Important Information:

STAAR (with and without accommodations) and STAAR Alternate 2. The TAPR and the Texas Performance Reporting System (TPRS) include performance on STAAR and STAAR Alternate 2.

Spanish STAAR. All STAAR assessments in grades 3, 4, and 5 are available in both English and Spanish. The TAPR and the TPRS include performance on the Spanish STAAR.

Rounding of STAAR results. STAAR performance shown on the TAPR and TPRS is rounded to whole numbers. For example, 49.877% is rounded to 50%; 49.4999% is rounded to 49%; and 59.5% is rounded to 60%.

Masking. STAAR performance rates are masked when necessary to comply with FERPA. For more information, see the Explanation of Masking at <https://rptsvr1.tea.texas.gov/perfreport/tapr/2024/masking.html>.

STAAR Performance (2023–24)

The STAAR Performance section displays performance results by grade, subject and performance level for students in the accountability subset, which are students enrolled in the same district/campus on both the snapshot date (PEIMS October snapshot) and the testing date. The STAAR Performance–All Students section of the TPRS displays STAAR performance by grade, subject, and performance level and includes all students tested, regardless of whether they were in the accountability subset.

Resources and Availability of Annual Report

- The District's TAPR will be posted on the district's website within 2 weeks after this meeting.
- Paper copies will also be available at the district's central office and on each campus in the district.
- For questions or more information, contact:

Name	Larissa S. Flores
Position	Chief Instructional Officer
Phone	830-357-2045
Email	larissa.flores@boerneisd.net