



Beecher Road School

Panorama Student Survey (School-Level) 3-6
Spring 2019



Report created by
Panorama Education



Summary

Topic Description	Results	Benchmark
<p>School Belonging</p> <p>How much students feel that they are valued members of the school community.</p>	<p>65%</p> <p>▲2 since last survey</p>	
<p>School Climate</p> <p>Perceptions of the overall social and learning climate of the school.</p>	<p>56%</p> <p>0 since last survey</p>	<p>20th - 39th percentile compared to others nationally</p>
<p>School Rigorous Expectations</p> <p>How much students feel that their teachers hold them to high expectations around effort, understanding, persistence, and performance in class.</p>	<p>76%</p> <p>▲1 since last survey</p>	<p>60th - 79th percentile compared to others nationally</p>
<p>School Safety</p> <p>Perceptions of student physical and psychological safety at school.</p>	<p>68%</p> <p>▲5 since last survey</p>	<p>80th - 99th percentile compared to others nationally</p>
<p>School Teacher-Student Relationships</p> <p>How strong the social connection is between teachers and students within and beyond the school.</p>	<p>66%</p> <p>▲3 since last survey</p>	<p>40th - 59th percentile compared to others nationally</p>

447 responses



School Belonging

Your average

65%

447 responses

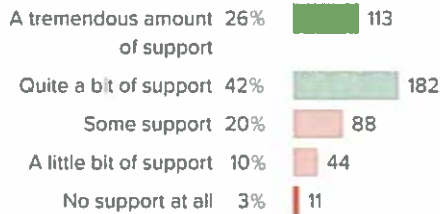
Change

▲ 2

since last survey

How did people respond?

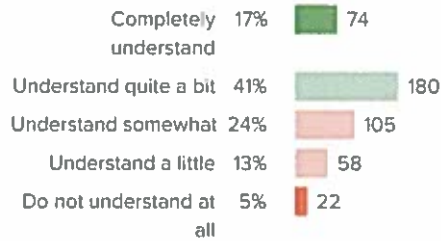
Q.1: How much support do the adults at your school give you?



▲ 0 from last survey

Favorable: **67%**

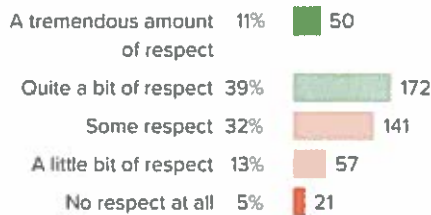
Q.2: How well do people at your school understand you as a person?



▲ 2 from last survey

Favorable: **58%**

Q.3: How much respect do students at your school show you?



▲ 4 from last survey

Favorable: **50%**

Q.4: Do you feel like you have at least one trusted adult you have a special connection with at Beecher Road School?

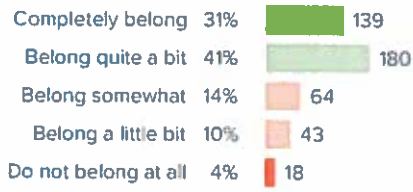


▲ 1 from last survey

Favorable: **80%**



Q.5: Overall, how much do you feel like you belong at your school?



▲ 5 from last survey

Favorable: **72%**



School Climate

Your average

56%

447 responses

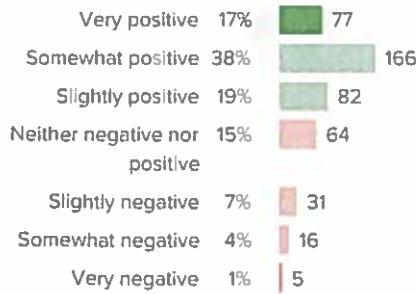
Change

0

since last survey

How did people respond?

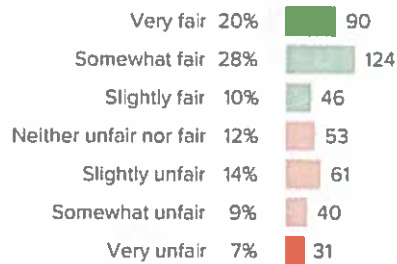
Q.1: How positive or negative is the energy of the school?



▲ 0 from last survey

Favorable: **74%**

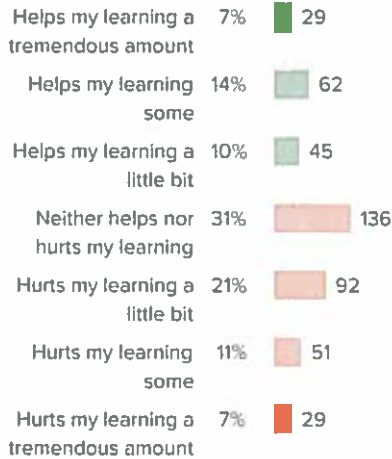
Q.2: How fair or unfair are the rules for the students at this school?



▼ 4 from last survey

Favorable: **58%**

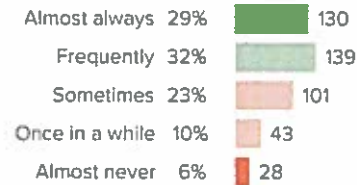
Q.3: At your school, how much does the behavior of other students hurt or help your learning?



▲ 2 from last survey

Favorable: **31%**

Q.4: How often do your teachers seem excited to be teaching your classes?



▲ 2 from last survey

Favorable: **61%**



School Rigorous Expectations

Your average

76%

447 responses

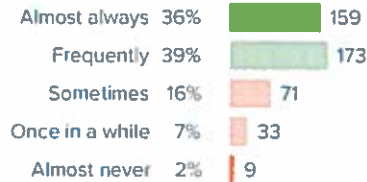
Change

▲ 1

since last survey

How did people respond?

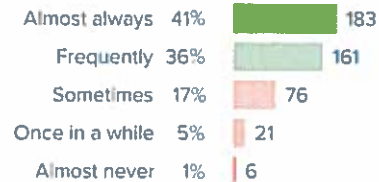
Q.1: How often do your teachers take time to make sure you understand the material?



▲ 4 from last survey

Favorable: **75%**

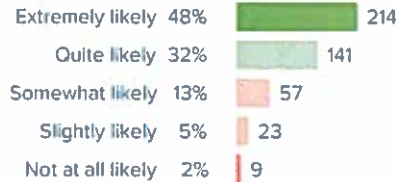
Q.2: How often do your teachers make you explain your answers?



▲ 1 from last survey

Favorable: **77%**

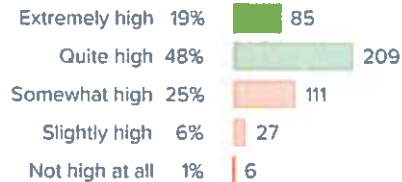
Q.3: When you feel like giving up, how likely is it that your teachers will make you keep trying?



▲ 3 from last survey

Favorable: **80%**

Q.4: Overall, how high are your teachers' expectations of you?

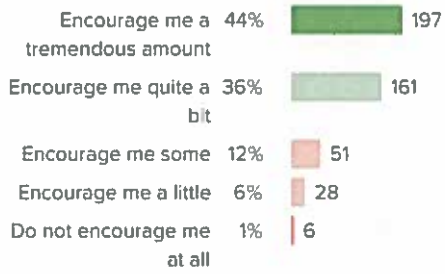


▼ 5 from last survey

Favorable: **67%**



Q.5: How much do your teachers encourage you to do your best?



▲ 0 from last survey

Favorable: **81%**



School Safety

Your average

68%

447 responses

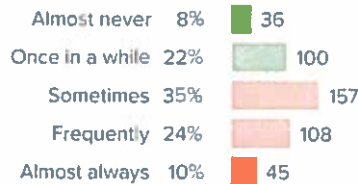
Change

▲ 5

since last survey

How did people respond?

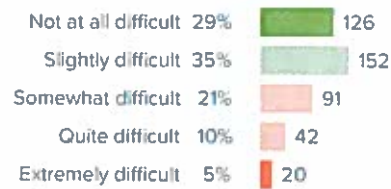
Q.1: How often are people disrespectful to others at your school?



▲ 4 from last survey

Favorable: **30%**

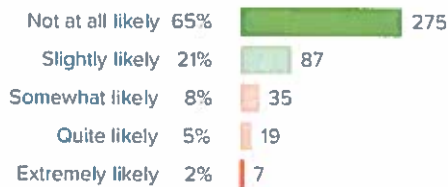
Q.2: If a student is bullied in school, how difficult is it for him/her to get help from an adult?



▲ 7 from last survey

Favorable: **65%**

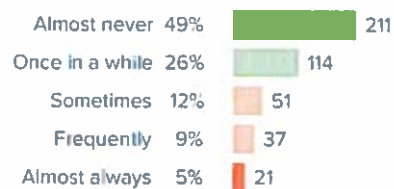
Q.3: How likely is it that someone from your school will bully you online?



▲ 2 from last survey

Favorable: **86%**

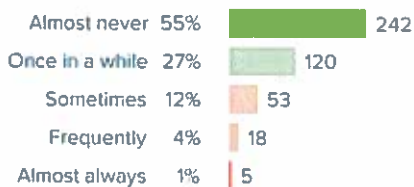
Q.4: How often do you worry about violence at your school?



▲ 7 from last survey

Favorable: **75%**

Q.5: How often do students get into physical fights at your school?



▲ 5 from last survey

Favorable: **83%**



School Teacher-Student Relationships

Your average

66%

447 responses

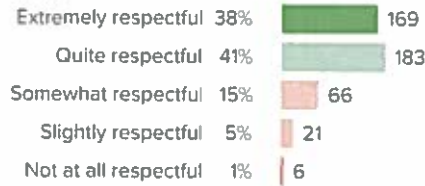
Change

▲ 3

since last survey

How did people respond?

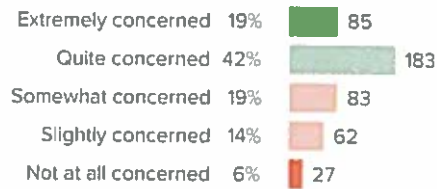
Q.1: How respectful are your teachers towards you?



▲ 2 from last survey

Favorable: **79%**

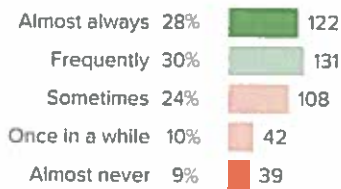
Q.2: If you walked into class upset, how concerned would your teachers be?



▲ 4 from last survey

Favorable: **61%**

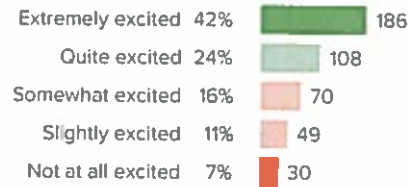
Q.3: When your teachers ask, "How are you?", how often do you feel that your teachers really want to know your answer?



▲ 3 from last survey

Favorable: **57%**

Q.4: How excited would you be to have your teachers again?



▲ 1 from last survey

Favorable: **66%**



Beecher Road School

Woodbridge Family Survey
Spring 2019



Report created by
Panorama Education



Summary

Topic Description	Results
Classroom Climate	90% ▼ 2 since last survey
Family Engagement	91% ▼ 2 since last survey
School Fit	87% ▼ 4 since last survey
School Leadership	86% ▼ 6 since last survey

130 responses



Classroom Climate

Your average

90%

130 responses

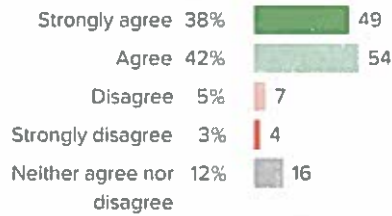
Change

▼ 2

since last survey

How did people respond?

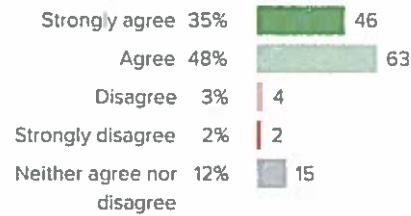
Q.1: The teachers give clear directions about homework assignments.



▼ 4 from last survey

Favorable: **90%**

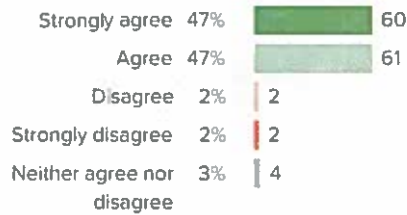
Q.2: My child(ren) appear(s) to know what is expected academically by his/her teachers.



▼ 2 from last survey

Favorable: **95%**

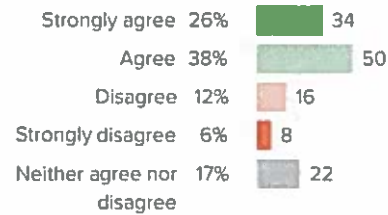
Q.3: Classroom rules/procedures are clearly outlined by the teachers.



▲ 0 from last survey

Favorable: **97%**

Q.4: My child's report card clearly communicates what my child is learning.

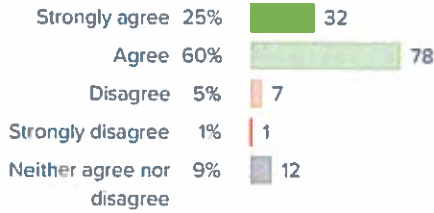


▼ 4 from last survey

Favorable: **78%**

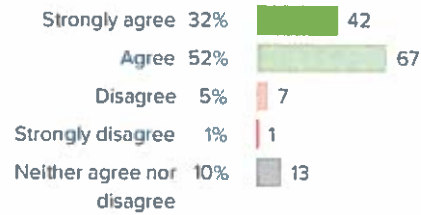


Q.5: My child is treated respectfully by his or her peers in class.



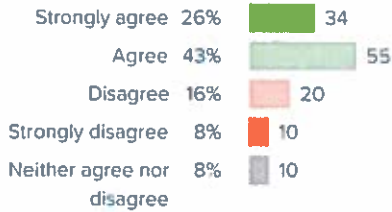
▼ 2 from last survey Favorable: **93%**

Q.6: My child feels he or she can speak with the teachers about any concerns or problems.



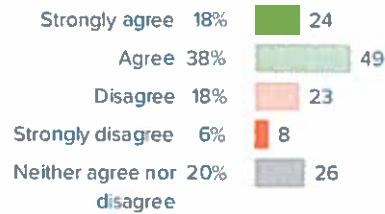
▼ 1 from last survey Favorable: **93%**

Q.7: My child feels appropriately challenged in his or her classes.



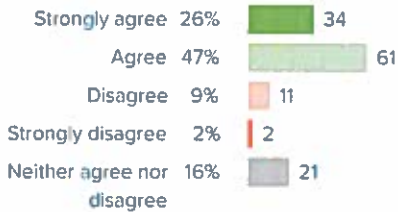
▼ 5 from last survey Favorable: **75%**

Q.8: The amount and level of difficulty of homework given to my child is appropriate.



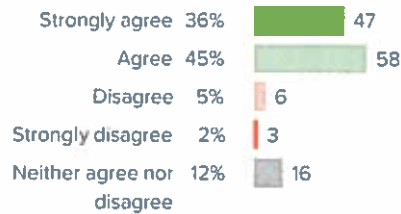
▼ 5 from last survey Favorable: **70%**

Q.9: The teachers give my child a variety of assignments (for example, written and oral; group and individual; in different content areas, if applicable).



▲ 0 from last survey Favorable: **88%**

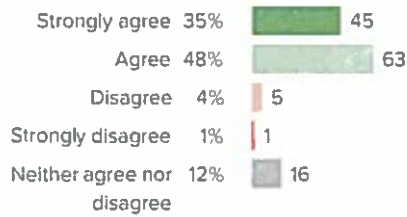
Q.10: The teachers keep me informed of my child's / children's progress.



▼ 1 from last survey Favorable: **92%**

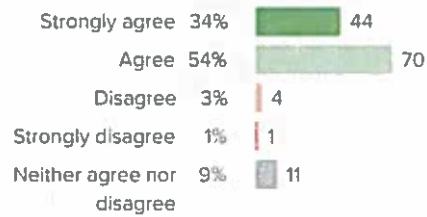


Q.11: I communicate with my child's teacher(s) about my child's schoolwork.



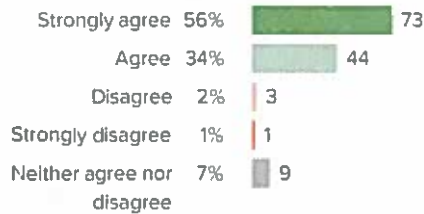
▲ 1 from last survey Favorable: **95%**

Q.12: I communicate with my child's teacher(s) about what I can do to help my child learn.



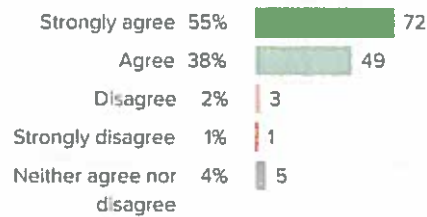
▼ 1 from last survey Favorable: **96%**

Q.13: The teachers let me know that my communication about my child is welcomed.



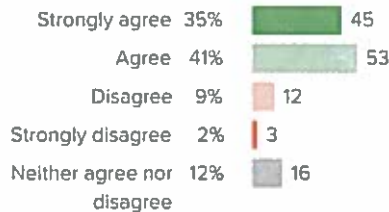
▲ 0 from last survey Favorable: **97%**

Q.14: Meetings regarding my child's progress / development are flexibly scheduled at a mutually convenient time.



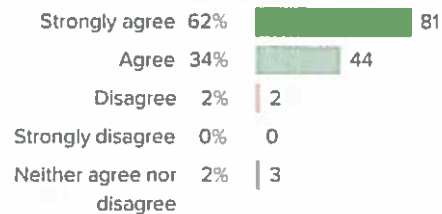
▲ 0 from last survey Favorable: **97%**

Q.15: My child's teacher(s) have high expectations for my child.



▼ 5 from last survey Favorable: **87%**

Q.16: My child's teacher(s) care about my child.



▲ 0 from last survey Favorable: **98%**

Family Engagement

Your average

91%

130 responses

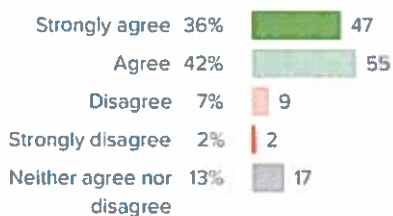
Change

▼ 2

since last survey

How did people respond?

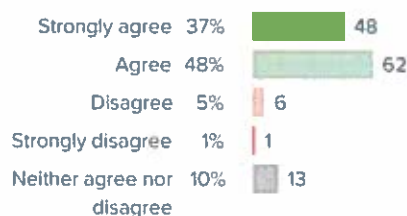
Q.1: This school welcomes parent contributions.



▲ 0 from last survey

Favorable: **90%**

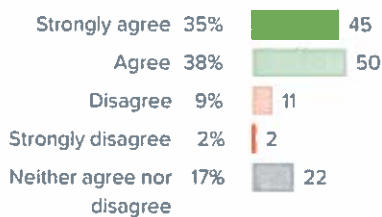
Q.2: School staff is helpful.



▼ 2 from last survey

Favorable: **94%**

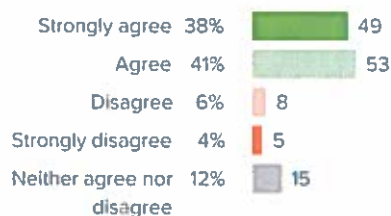
Q.3: Beecher Road School encourages me to be an active partner with the school in educating my child.



▼ 4 from last survey

Favorable: **88%**

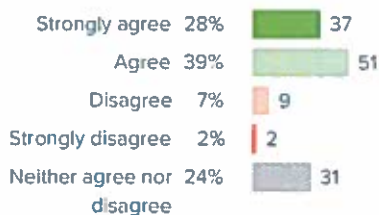
Q.4: I feel welcome at this school.



▼ 1 from last survey

Favorable: **89%**

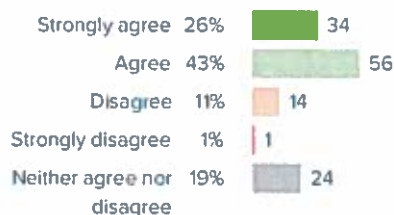
Q.5: School staff is responsive to parental / guardian concerns.



▼ 3 from last survey

Favorable: **89%**

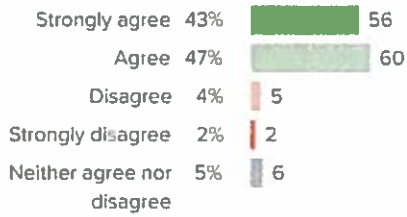
Q.6: Beecher Road School keeps me well informed about my child's progress in school.



▼ 5 from last survey

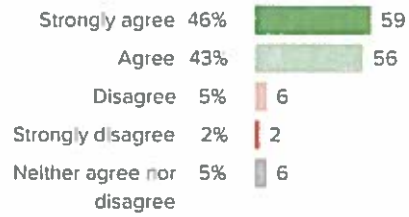
Favorable: **86%**

Q.7: I believe that my attendance at open house, conferences, meetings, and other parent activities are meaningful ways for me to participate in school life.



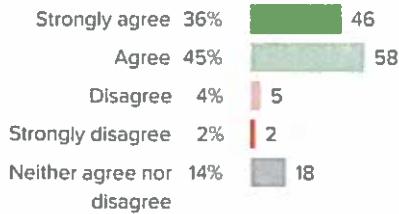
▼ 3 from last survey Favorable: **94%**

Q.8: Beecher Road School keeps me well informed about school activities.



▼ 1 from last survey Favorable: **93%**

Q.9: I am satisfied with the parental / guardian participation opportunities the school has to offer.



▲ 2 from last survey Favorable: **94%**



School Fit

Your average

87%

130 responses

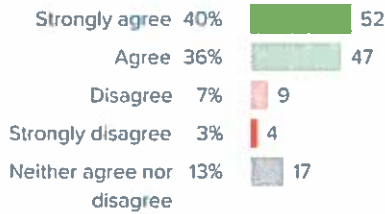
Change

▼ **4**

since last survey

How did people respond?

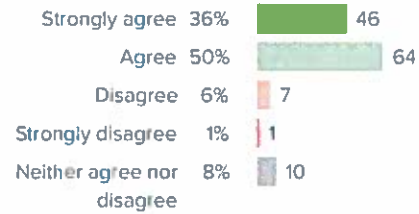
Q.1: The school provides a high-quality academic program.



▼ 2 from last survey

Favorable: **88%**

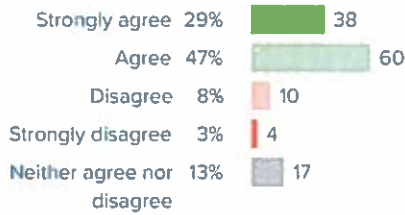
Q.2: The school provides an environment that supports the social-emotional development of children.



▼ 1 from last survey

Favorable: **93%**

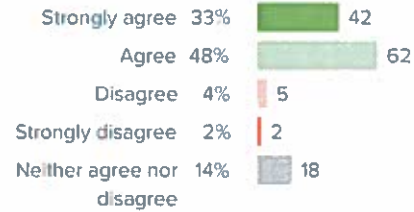
Q.3: The arts play a major role in the educational program at the school.



▼ 3 from last survey

Favorable: **88%**

Q.4: There's a strong program that focuses on the physical development and wellness of students at the school.

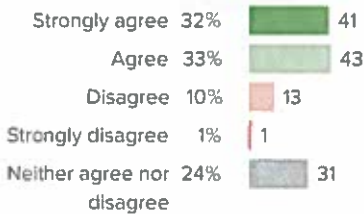


▼ 1 from last survey

Favorable: **94%**

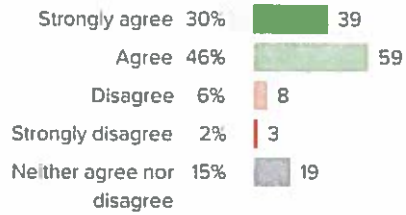


Q.5: Beecher Road School offers my child opportunities to explore areas of interest outside the core content areas.



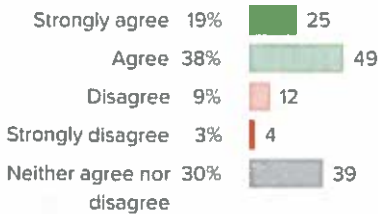
▲ 4 from last survey Favorable: **86%**

Q.6: My child is being prepared with skills needed for success at the next stage of his or her education.



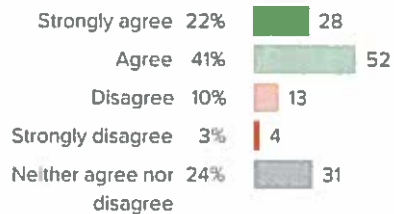
▼ 3 from last survey Favorable: **90%**

Q.7: The school recognizes students for their accomplishments.



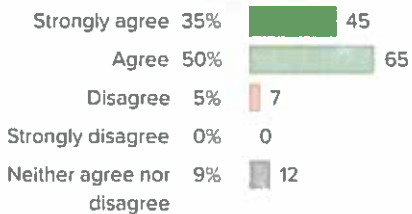
▼ 7 from last survey Favorable: **82%**

Q.8: Beecher Road School enforces school rules equally for my child and all students.



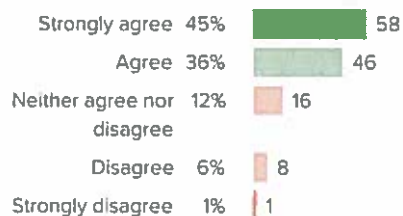
▼ 4 from last survey Favorable: **82%**

Q.9: The school encourages the students to be respectful to each other.



▼ 2 from last survey Favorable: **94%**

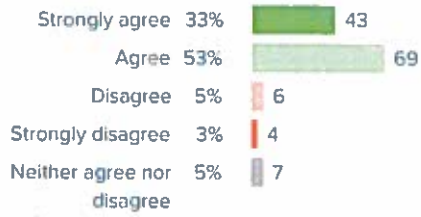
Q.10: My child(ren) have at least one trusted adult at Beecher Road School with whom they have a special connection.



▼ 1 from last survey Favorable: **81%**

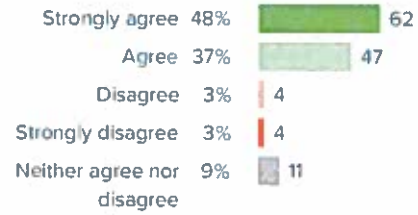


Q.11: The school makes effective use of technology for instructional purposes.



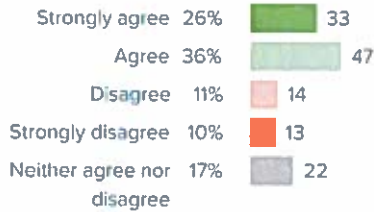
▼ 5 from last survey Favorable: **92%**

Q.12: I would recommend Beecher Road School to a friend seeking a school for their child.



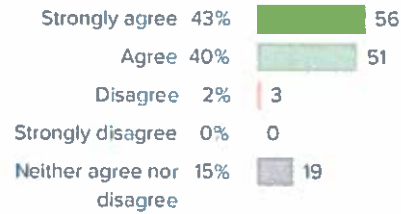
▼ 3 from last survey Favorable: **93%**

Q.13: The school differentiates instruction appropriately to meet my child's academic needs.



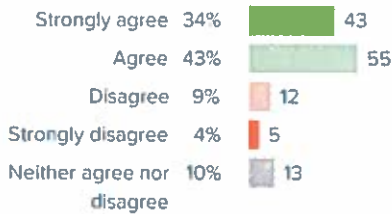
▼ 7 from last survey Favorable: **75%**

Q.14: The PTO contributes positively to the school.



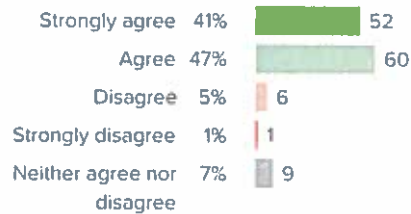
▲ 0 from last survey Favorable: **97%**

Q.15: I am satisfied with the way the school communicates with parents.



▼ 5 from last survey Favorable: **85%**

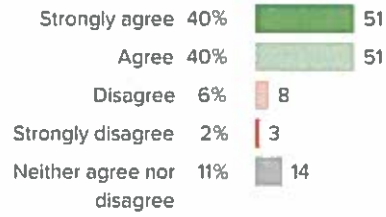
Q.16: I am satisfied with the transportation services provided for students.



▲ 0 from last survey Favorable: **94%**



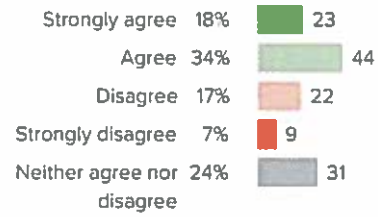
Q.17: Beecher Road School has clean and well-maintained facilities and properties.



▼ 5 from last survey

Favorable: **90%**

Q.18: Beecher Road School provides students with healthy food choices.



▼ 13 from last survey

Favorable: **68%**

School Leadership

Your average

86%

130 responses

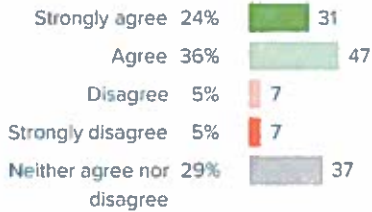
Change

▼ 6

since last survey

How did people respond?

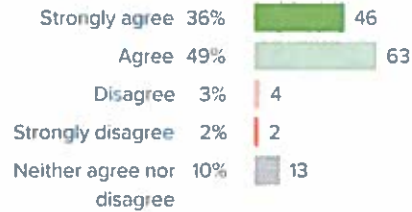
Q.1: School leadership has made high expectations for student learning explicit at the school.



▼ 3 from last survey

Favorable: **85%**

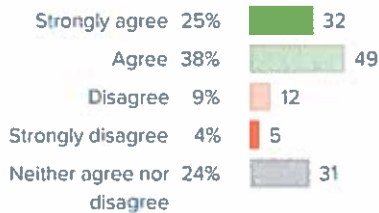
Q.2: School leadership takes steps to provide a safe environment for my child.



▼ 4 from last survey

Favorable: **95%**

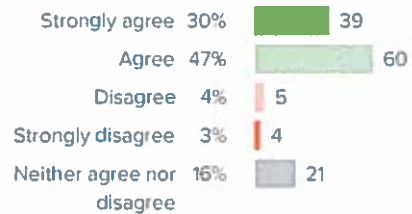
Q.3: The school leadership demonstrates an awareness of the values and circumstances of families like mine.



▼ 5 from last survey

Favorable: **83%**

Q.4: The administrative team creates a school environment that helps children learn.

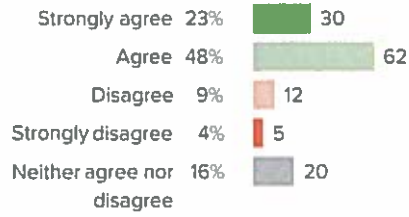


▼ 4 from last survey

Favorable: **92%**

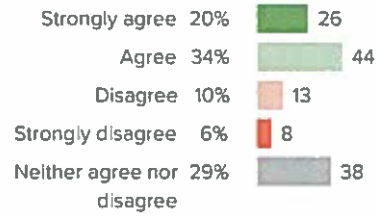


Q.5: I am comfortable voicing my concerns to school administrators.



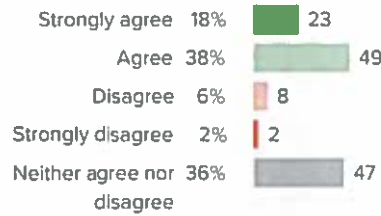
▼ **4** from last survey Favorable: **84%**

Q.6: I am satisfied with the leadership of the Superintendent.



▼ **13** from last survey Favorable: **77%**

Q.7: I am satisfied with the leadership of the School Board.



▼ **4** from last survey Favorable: **88%**

Background Questions

How did people respond?

Q.1: Indicate how many years your child or children have attended Beecher Road School. (Choose all that apply)

Less than 1 year	16%	23
One year	7%	10
Two years	21%	31
Three years	11%	16
Four years	12%	18
Five years	11%	16
Six years	10%	15
Seven years	5%	7
More than seven years	7%	10

Q.2: Indicate what grade(s) your child or children are in. (Choose all that apply)

Pre-K	4%	6
K	13%	23
1st	16%	27
2nd	13%	22
3rd	17%	29
4th	16%	27
5th	14%	24
6th	9%	15



Beecher Road School

Panorama Teacher Survey
Spring 2019



Report created by
Panorama Education



Summary

Topic Description	Results	Benchmark
<p>Feedback and Coaching</p> <p>Perceptions of the amount and quality of feedback faculty and staff receive.</p>	<p>33%</p> <p>▼ 8 since last survey</p>	<p>20th - 39th percentile compared to others nationally</p>
<p>Professional Learning</p> <p>Perceptions of the amount and quality of professional growth and learning opportunities available to faculty and staff.</p>	<p>54%</p> <p>▼ 3 since last survey</p>	<p>40th - 59th percentile compared to others nationally</p>
<p>School Climate</p> <p>Perceptions of the overall social and learning climate of the school.</p>	<p>50%</p> <p>▼ 5 since last survey</p>	<p>20th - 39th percentile compared to others nationally</p>
<p>School Leadership</p>	<p>48%</p> <p>▼ 13 since last survey</p>	<p>20th - 39th percentile compared to others nationally</p>
<p>Staff-Leadership Relationships</p> <p>Perceptions of faculty and staff relationships with school leaders.</p>	<p>70%</p> <p>▼ 6 since last survey</p>	<p>40th - 59th percentile compared to others nationally</p>

65 responses



Feedback and Coaching

Your average

33%

65 responses

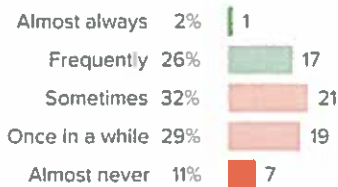
Change

▼ 8

since last survey

How did people respond?

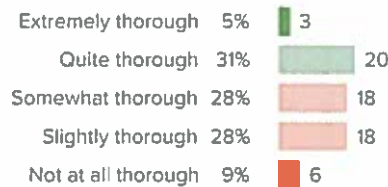
Q.1: How often do you receive feedback on your teaching?



▼ 9 from last survey

Favorable: **28%**

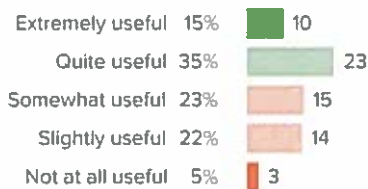
Q.2: At your school, how thorough is the feedback you receive in covering all aspects of your role as a teacher?



▼ 11 from last survey

Favorable: **35%**

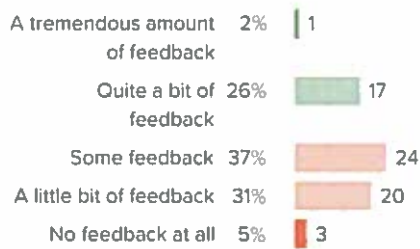
Q.3: How useful do you find the feedback you receive on your teaching?



▼ 11 from last survey

Favorable: **51%**

Q.4: How much feedback do you receive on your teaching?

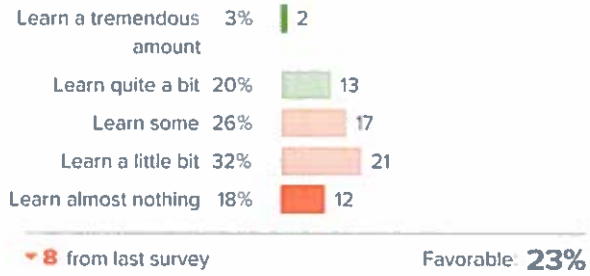


▼ 3 from last survey

Favorable: **28%**



Q.5: How much do you learn from the teacher evaluation processes at your school?



Professional Learning

Your average

54%

65 responses

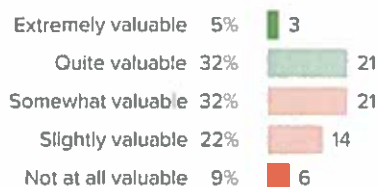
Change

▼ 3

since last survey

How did people respond?

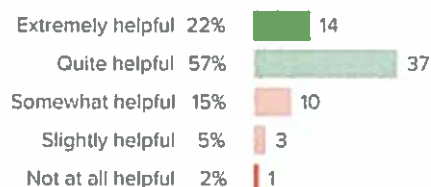
Q.1: At your school, how valuable are the available professional development opportunities?



▼ 9 from last survey

Favorable: **37%**

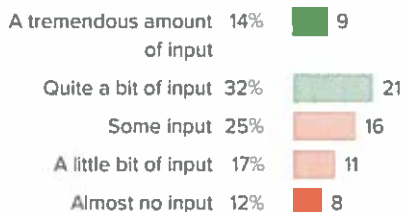
Q.2: How helpful are your colleagues' ideas for improving your teaching?



▲ 5 from last survey

Favorable: **78%**

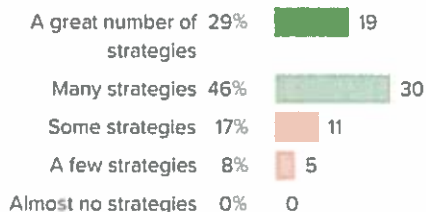
Q.3: How much input do you have into individualizing your own professional development opportunities?



▼ 3 from last survey

Favorable: **46%**

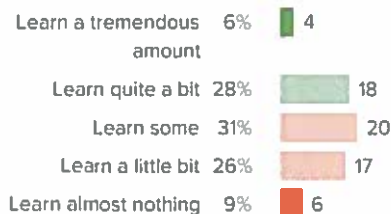
Q.4: Through working at your school, how many new teaching strategies have you learned?



▼ 6 from last survey

Favorable: **75%**

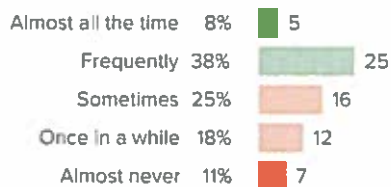
Q.5: Overall, how much do you learn about teaching from the leaders at your school?



▼ 9 from last survey


Favorable: **34%**

Q.6: How often do your professional development opportunities help you explore new ideas?

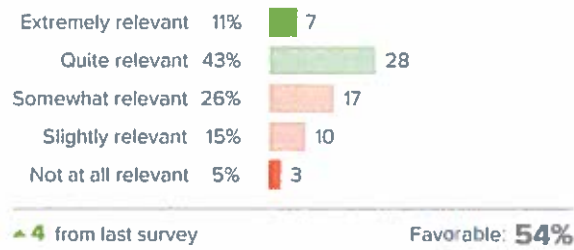


▲ 3 from last survey

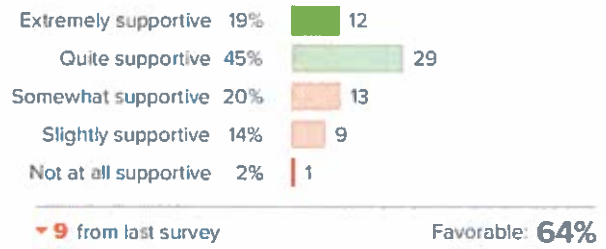
Favorable: **46%**



Q.7: How relevant have your professional development opportunities been to the content that you teach?



Q.8: Overall, how supportive has the school been of your growth as a teacher?



School Climate

Your average

50%

65 responses

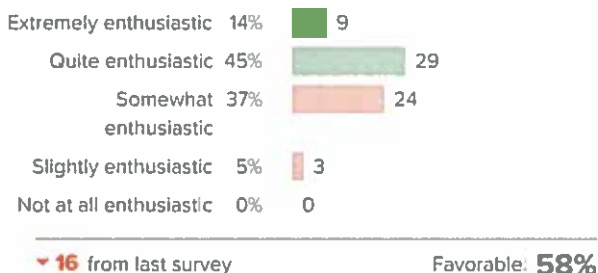
Change

▼ 5

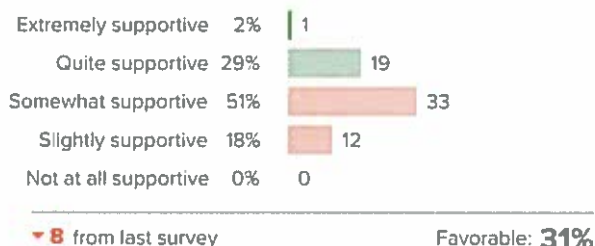
since last survey

How did people respond?

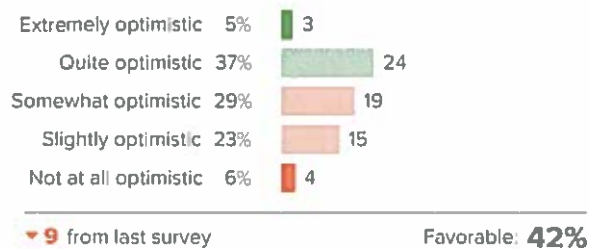
Q.1: On most days, how enthusiastic are the students about being at school?



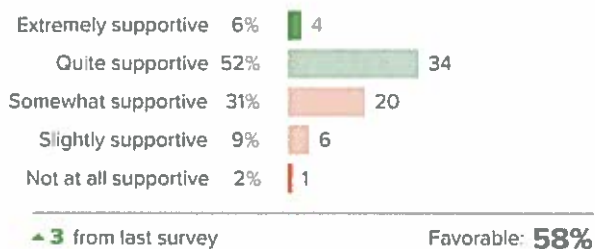
Q.2: When new initiatives to improve teaching are presented at your school, how supportive are your colleagues?



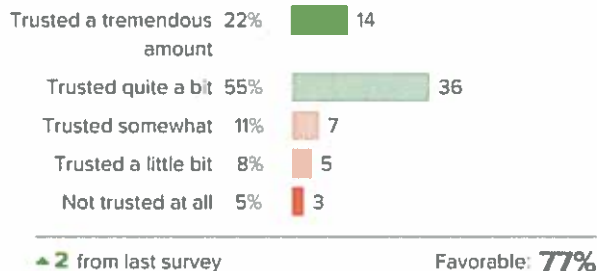
Q.3: How optimistic are you that your school will improve in the future?



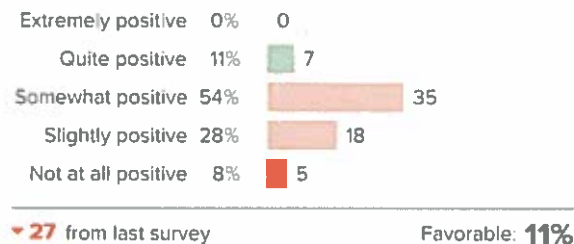
Q.4: How supportive are students in their interactions with each other?



Q.5: To what extent are teachers trusted to teach in the way they think is best?

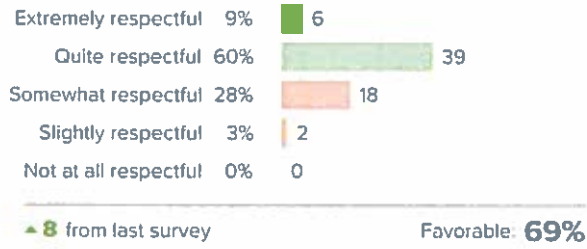


Q.6: How positive are the attitudes of your colleagues?

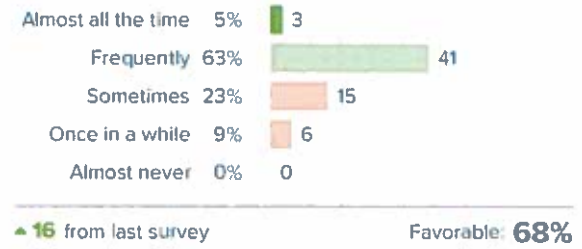




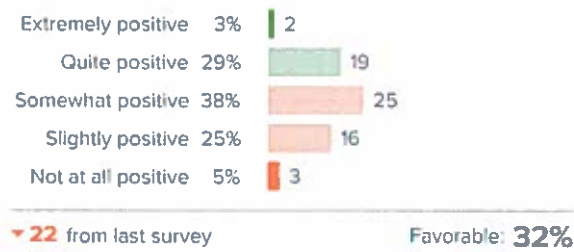
Q.7: How respectful are the relationships between teachers and students?



Q.8: How often do you see students helping each other without being prompted?



Q.9: Overall, how positive is the working environment at your school?



School Leadership

Your average

48%

65 responses

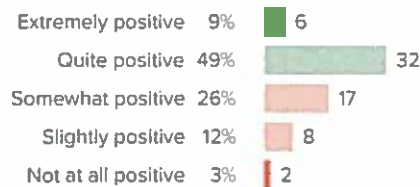
Change

▼ 13

since last survey

How did people respond?

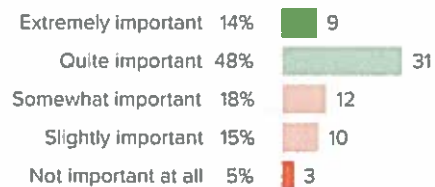
Q.1: How positive is the tone that school leaders set for the culture of the school?



▼ 14 from last survey

Favorable: **58%**

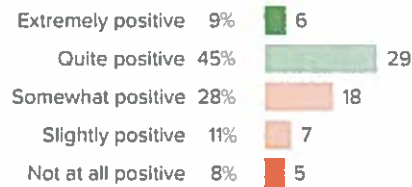
Q.2: For your school leaders, how important is teacher satisfaction?



▲ 4 from last survey

Favorable: **62%**

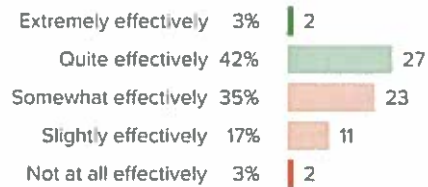
Q.3: Overall, how positive is the influence of the school leaders on the quality of your teaching?



▼ 11 from last survey

Favorable: **54%**

Q.4: How effectively do school leaders communicate important information to teachers?

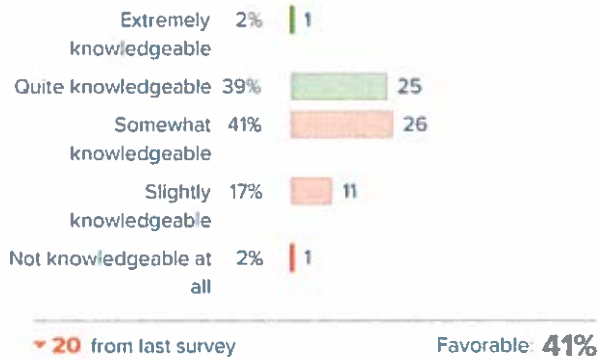


▼ 26 from last survey

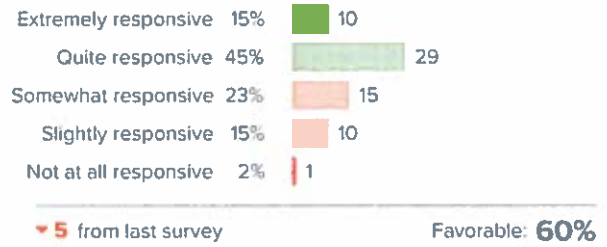
Favorable: **45%**



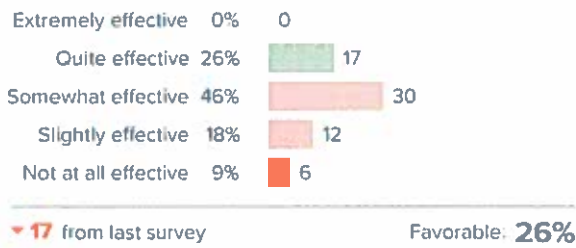
Q.5: How knowledgeable are your school leaders about what is going on in teachers' classrooms?



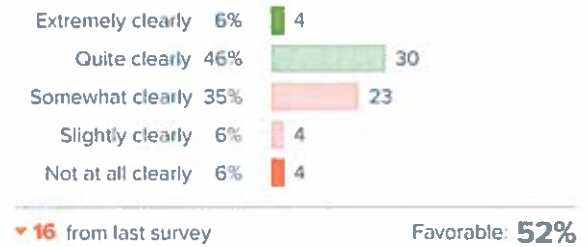
Q.6: How responsive are school leaders to your feedback?



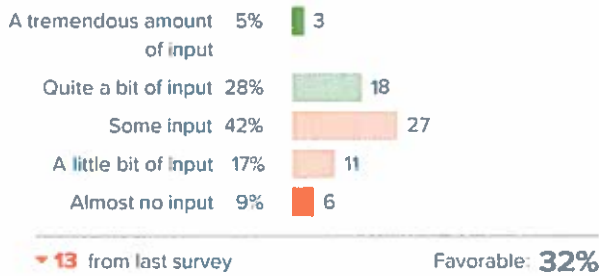
Q.7: How effective are the school leaders at developing rules for students that facilitate their learning?



Q.8: How clearly do your school leaders identify their goals for teachers?



Q.9: When the school makes important decisions, how much input do teachers have?



Staff-Leadership Relationships

Your average

70%

65 responses

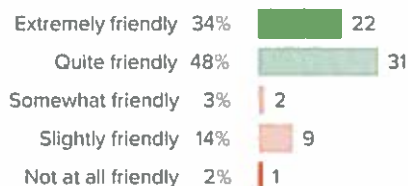
Change

▼ 6

since last survey

How did people respond?

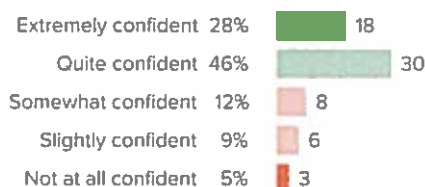
Q.1: How friendly are your school leaders toward you?



▲ 7 from last survey

Favorable: **82%**

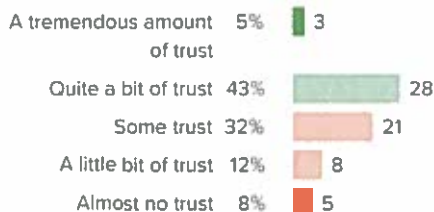
Q.2: How confident are you that your school leaders have the best interests of the school in mind?



▼ 6 from last survey

Favorable: **74%**

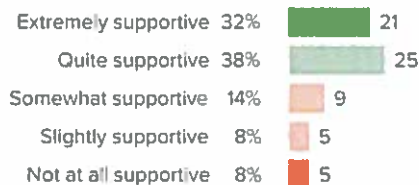
Q.3: How much trust exists between school leaders and faculty?



▼ 14 from last survey

Favorable: **48%**

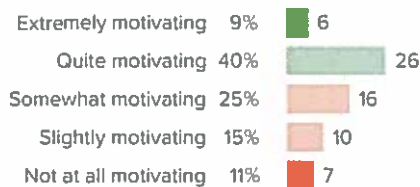
Q.4: When you face challenges at work, how supportive are your school leaders?



▼ 10 from last survey

Favorable: **71%**

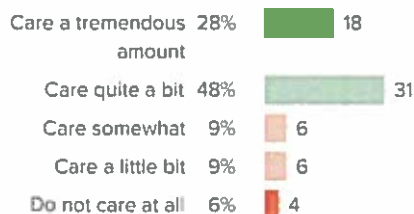
Q.5: At your school, how motivating do you find working with the leadership team?



▼ 12 from last survey

Favorable: **49%**

Q.6: How much do your school leaders care about you as an individual?

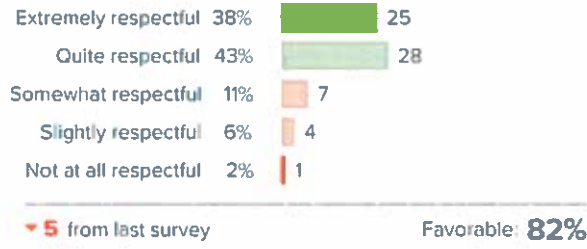


▲ 3 from last survey

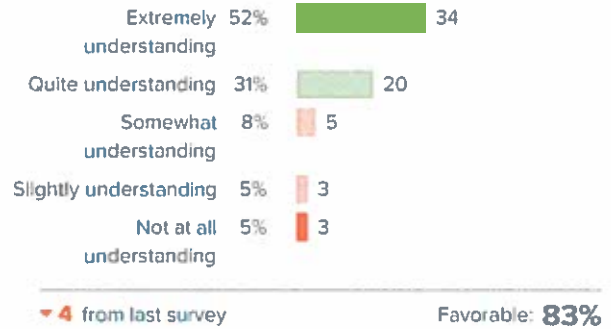
Favorable: **75%**



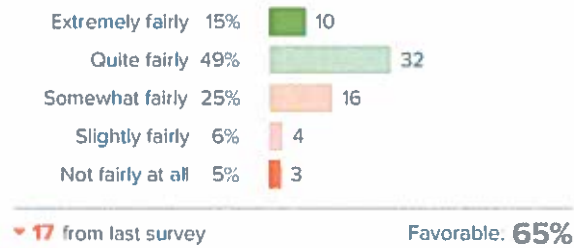
Q.7: How respectful are your school leaders towards you?



Q.8: When challenges arise in your personal life, how understanding are your school leaders?



Q.9: How fairly does the school leadership treat the faculty?





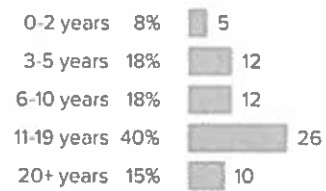
Background Questions

How did people respond?

Q.1: For how many years have you taught?



Q.2: For how many years have you taught at your current school?





Beecher Road School

Panorama Staff Survey
Spring 2019



Report created by
Panorama Education

Summary

Topic Description	Results	Benchmark
<p>Feedback and Coaching</p> <p>Perceptions of the amount and quality of feedback faculty and staff receive.</p>	<p>27%</p> <p>▼ 21 since last survey</p>	<p>0th - 19th percentile compared to others nationally</p>
<p>Professional Learning</p> <p>Perceptions of the amount and quality of professional growth and learning opportunities available to faculty and staff.</p>	<p>33%</p> <p>▼ 12 since last survey</p>	<p>0th - 19th percentile compared to others nationally</p>
<p>School Climate</p> <p>Perceptions of the overall social and learning climate of the school.</p>	<p>37%</p> <p>▼ 21 since last survey</p>	<p>0th - 19th percentile compared to others nationally</p>
<p>School Leadership</p>	<p>33%</p> <p>▼ 21 since last survey</p>	<p>0th - 19th percentile compared to others nationally</p>
<p>Staff-Leadership Relationships</p> <p>Perceptions of faculty and staff relationships with school leaders.</p>	<p>43%</p> <p>▼ 16 since last survey</p>	<p>0th - 19th percentile compared to others nationally</p>

46 responses

Feedback and Coaching

Your average

27%

46 responses

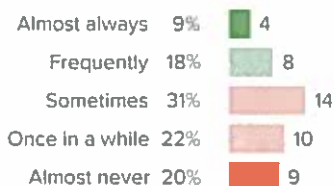
Change

▼ 21

since last survey

How did people respond?

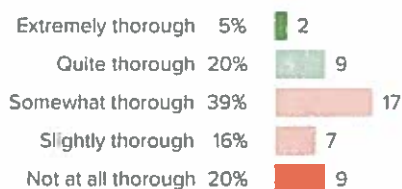
Q.1: How often do you receive feedback on your work?



▼ 29 from last survey

Favorable: 27%

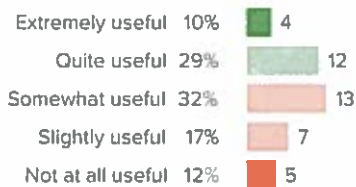
Q.2: At your school, how thorough is the feedback you receive in covering all aspects of your role?



▼ 22 from last survey

Favorable: 25%

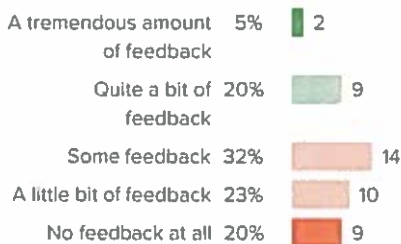
Q.3: How useful do you find the feedback you receive on your work?



▼ 26 from last survey

Favorable: 39%

Q.4: How much feedback do you receive on your work?

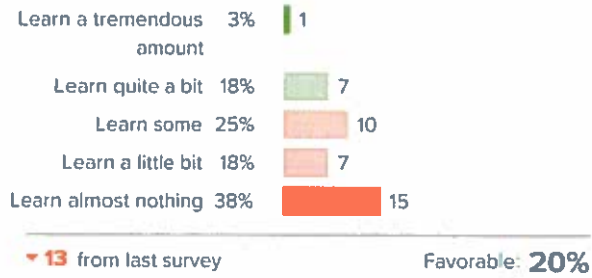


▼ 13 from last survey

Favorable: 25%



Q.5: How much do you learn from the evaluation processes at your school?



Professional Learning

Your average

33%

46 responses

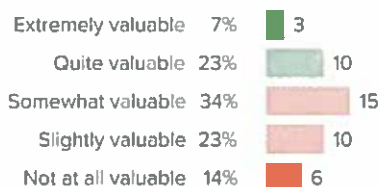
Change

▼ 12

since last survey

How did people respond?

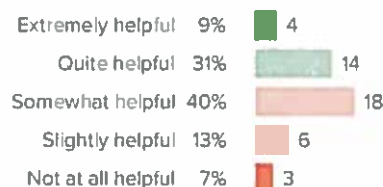
Q.1: At your school, how valuable are the available professional development opportunities?



▼ 23 from last survey

Favorable: **30%**

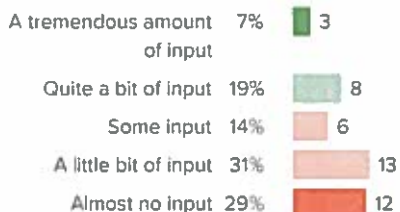
Q.2: How helpful are your colleagues' ideas for improving your work?



▼ 16 from last survey

Favorable: **40%**

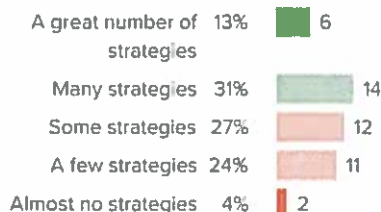
Q.3: How much input do you have into individualizing your own professional development opportunities?



▼ 2 from last survey

Favorable: **26%**

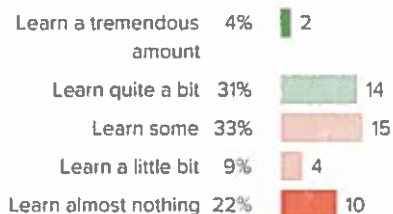
Q.4: Through working at your school, how many new strategies for your job have you learned?



▼ 16 from last survey

Favorable: **44%**

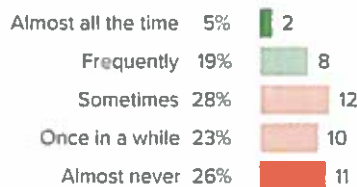
Q.5: Overall, how much do you learn from the leaders at your school?



▼ 13 from last survey

Favorable: **36%**

Q.6: How often do your professional development opportunities help you explore new ideas?

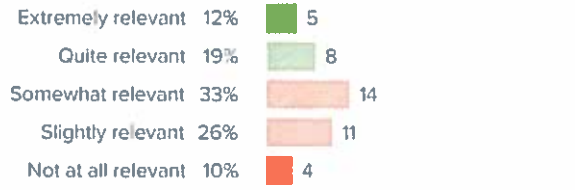


▼ 6 from last survey

Favorable: **23%**



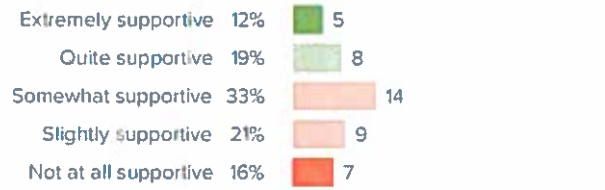
Q.7: How relevant have your professional development opportunities been to your work?



▼ 6 from last survey

Favorable: **31%**

Q.8: Overall, how supportive has the school been of your professional growth?



▼ 18 from last survey

Favorable: **30%**

School Climate

Your average

37%

46 responses

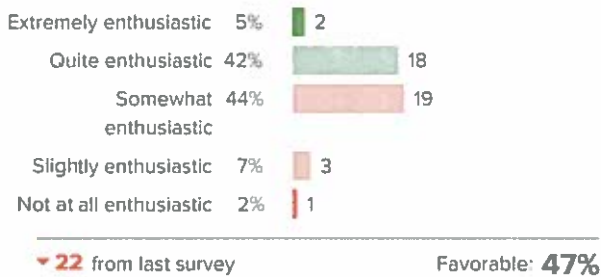
Change

▼ 21

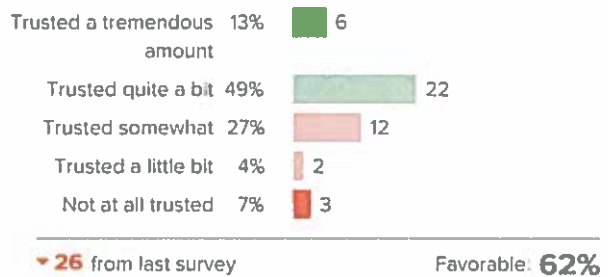
since last survey

How did people respond?

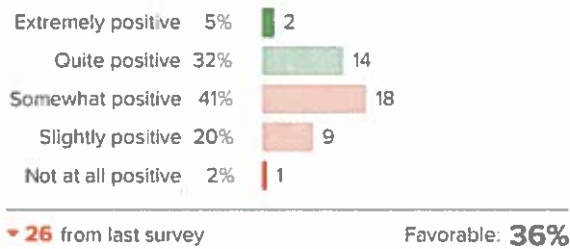
Q.1: On most days, how enthusiastic are the students about being at school?



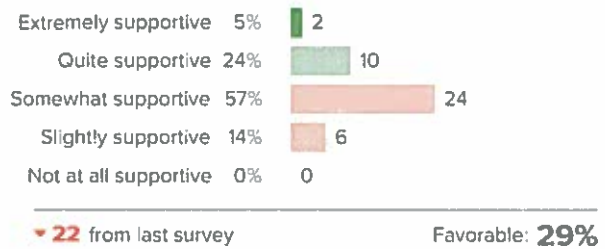
Q.2: To what extent are staff trusted to work in the way they think is best?



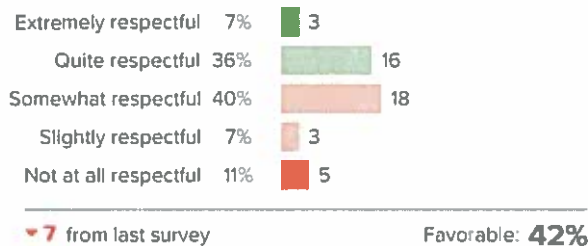
Q.3: How positive are the attitudes of your colleagues?



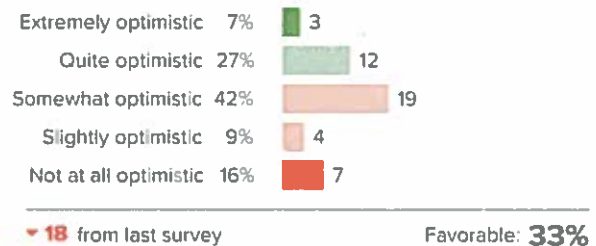
Q.4: How supportive are students in their interactions with each other?



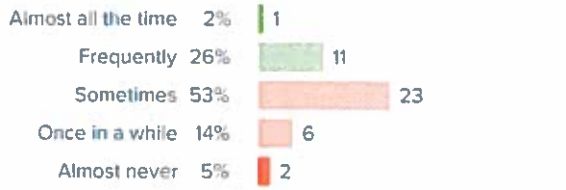
Q.5: How respectful are the relationships between staff and students?



Q.6: How optimistic are you that your school will improve in the future?

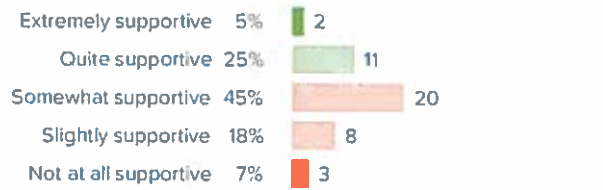


Q.7: How often do you see students helping each other without being prompted?



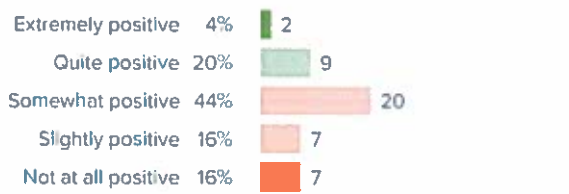
▼ **20** from last survey Favorable: **28%**

Q.8: When new initiatives are presented at your school, how supportive are your colleagues?



▼ **20** from last survey Favorable: **30%**

Q.9: Overall, how positive is the working environment at your school?



▼ **34** from last survey Favorable: **24%**

School Leadership

Your average

33%

46 responses

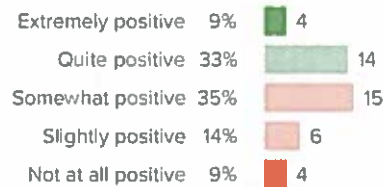
Change

▼ 21

since last survey

How did people respond?

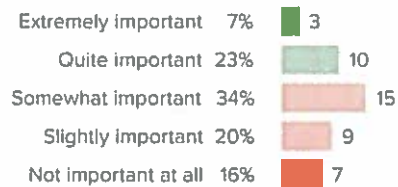
Q.1: How positive is the tone that school leaders set for the culture of the school?



▼ 18 from last survey

Favorable: **42%**

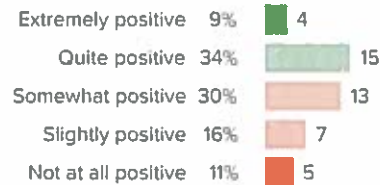
Q.2: For your school leaders, how important is staff satisfaction?



▼ 23 from last survey

Favorable: **30%**

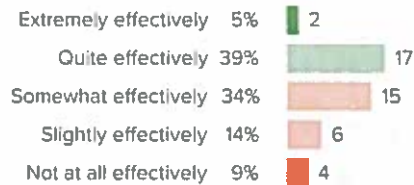
Q.3: Overall, how positive is the influence of the school leaders on the quality of your work?



▼ 12 from last survey

Favorable: **43%**

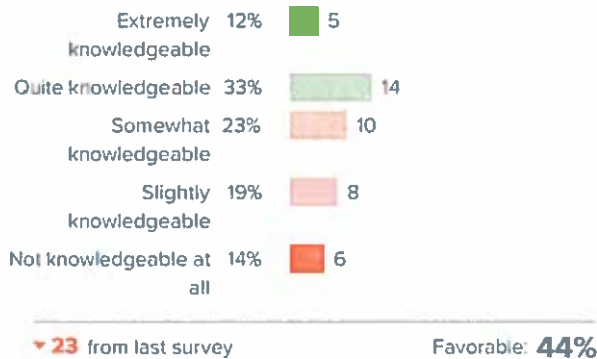
Q.4: How effectively do school leaders communicate important information to staff?



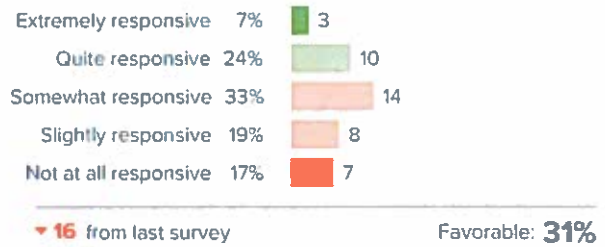
▼ 24 from last survey

Favorable: **43%**

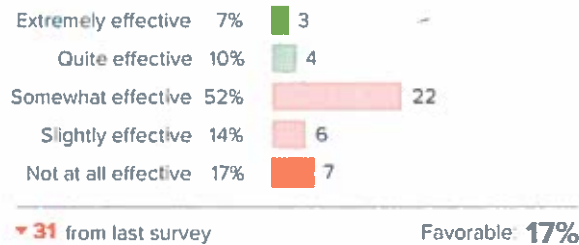
Q.5: How knowledgeable are your school leaders about what is going on in the school?



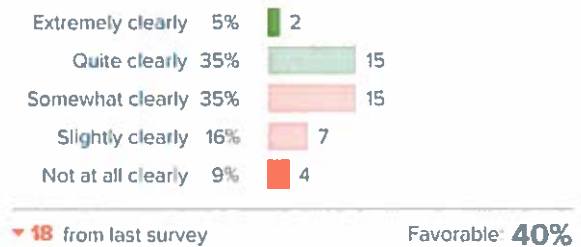
Q.6: How responsive are school leaders to your feedback?



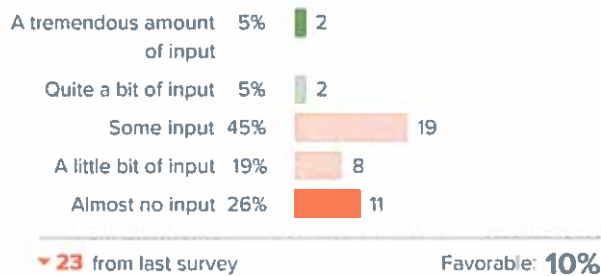
Q.7: How effective are the school leaders at developing rules for students that facilitate their learning?



Q.8: How clearly do your school leaders identify their goals for the staff?



Q.9: When the school makes important decisions, how much input do staff have?



Staff-Leadership Relationships

Your average

43%

46 responses

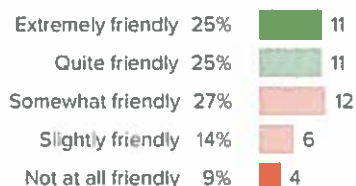
Change

▼ 16

since last survey

How did people respond?

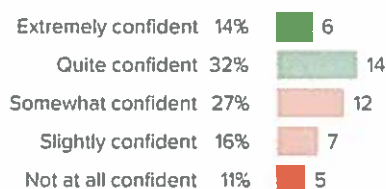
Q.1: How friendly are your school leaders toward you?



▼ 10 from last survey

Favorable: **50%**

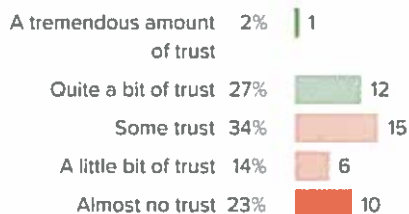
Q.2: How confident are you that your school leaders have the best interests of the school in mind?



▼ 22 from last survey

Favorable: **45%**

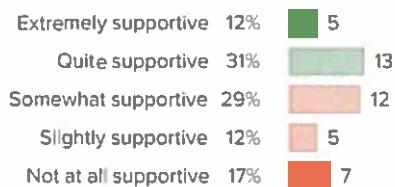
Q.3: How much trust exists between school leaders and staff?



▼ 13 from last survey

Favorable: **30%**

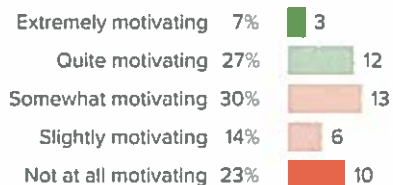
Q.4: When you face challenges at work, how supportive are your school leaders?



▼ 17 from last survey

Favorable: **43%**

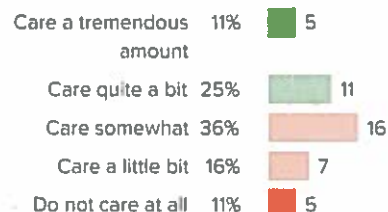
Q.5: At your school, how motivating do you find working with the leadership team?



▼ 14 from last survey

Favorable: **34%**

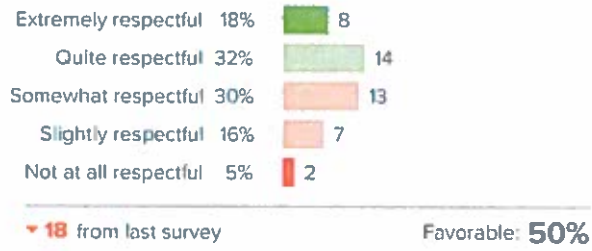
Q.6: How much do your school leaders care about you as an individual?



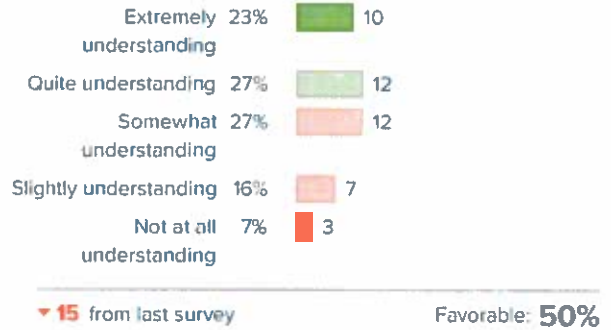
▼ 15 from last survey

Favorable: **36%**

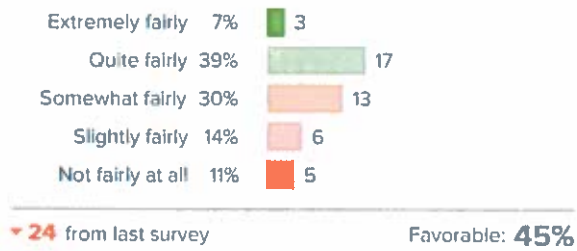
Q.7: How respectful are your school leaders towards you?



Q.8: When challenges arise in your personal life, how understanding are your school leaders?



Q.9: How fairly does the school leadership treat the staff?





Background Questions

How did people respond?

Q.1: For how many years have you worked in education?



Q.2: For how many years have you worked at your current school?



