

FARIBAULT PUBLIC SCHOOL DISTRICT

FY22 YTD Overview - Revenue

January 2024



YTD Local Sources

53.48% of Budget

Prior Year YTD: 46.80% of Actuals

YTD State Sources

46.08% of Budget

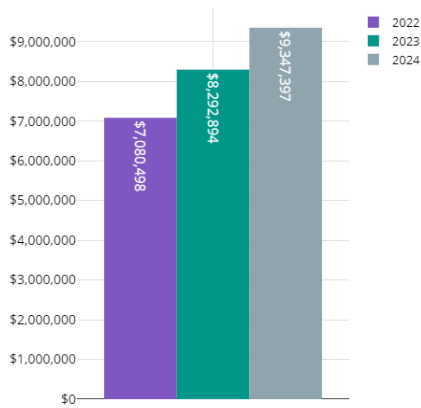
Prior Year YTD: 40.40% of Actuals

YTD Federal Sources

25.60% of Budget

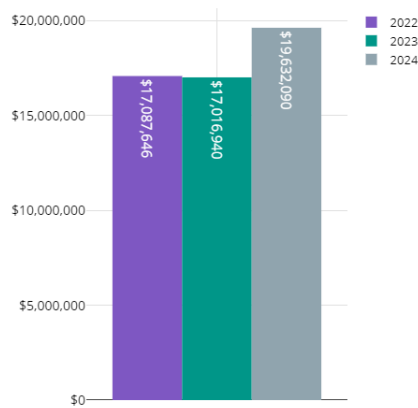
Prior Year YTD: 46.88% of Actuals

Local Sources



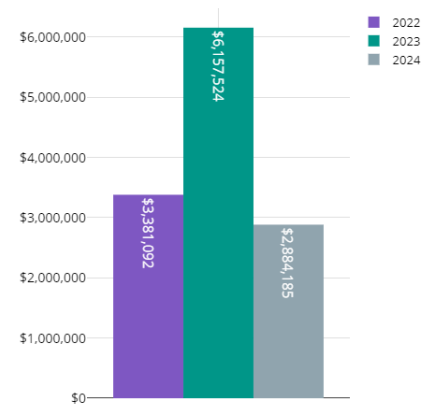
For the Period JUL - JAN

State Sources



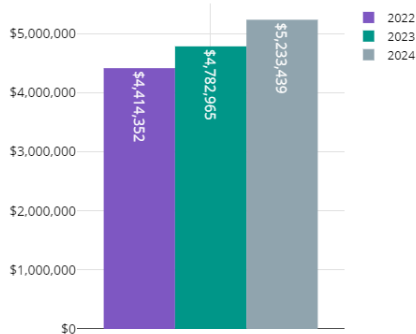
For the Period JUL - JAN

Federal Sources



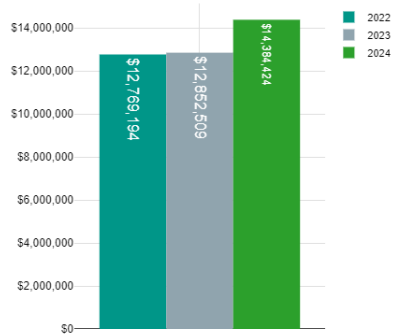
For the Period JUL - JAN

Property Taxes



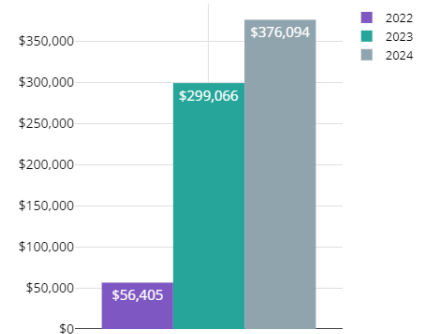
For the Period JUL - JAN

Gen Education Aid



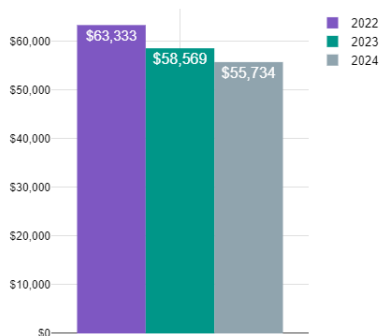
For the Period JUL - JAN

Interest Earnings



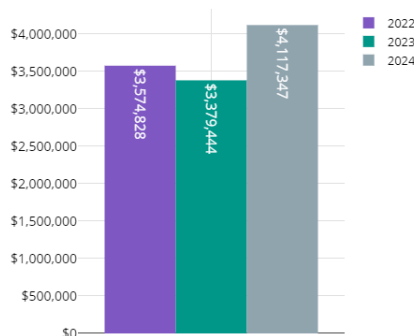
For the Period JUL - JAN

Admissions



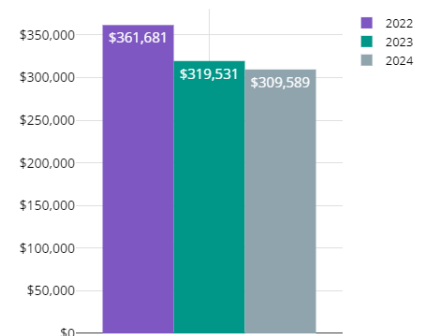
For the Period JUL - JAN

Special Education Aid



For the Period JUL - JAN

Federal Title I



For the Period JUL - JAN

FARIBAULT PUBLIC SCHOOL DISTRICT

FY22 YTD Overview - Expense

January 2024



YTD Salary and Benefits

49.05% of Budget

Prior Year YTD: 47.16% of Actuals

YTD Purchased Services

65.98% of Budget

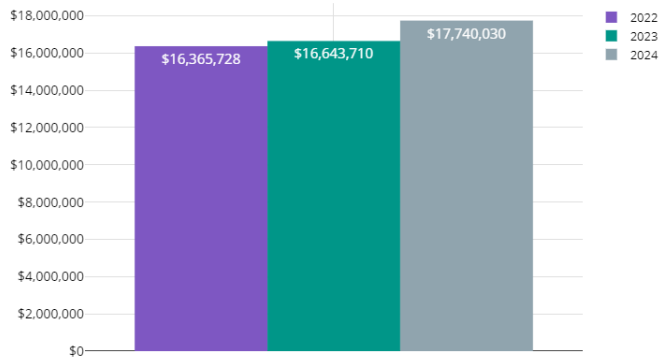
Prior Year YTD: 50.73% of Actuals

YTD Other Expenses

52.71% of Budget

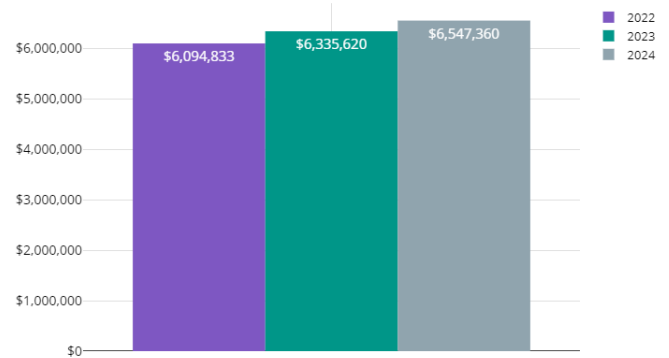
Prior Year YTD: 79.11% of Actuals

Salaries



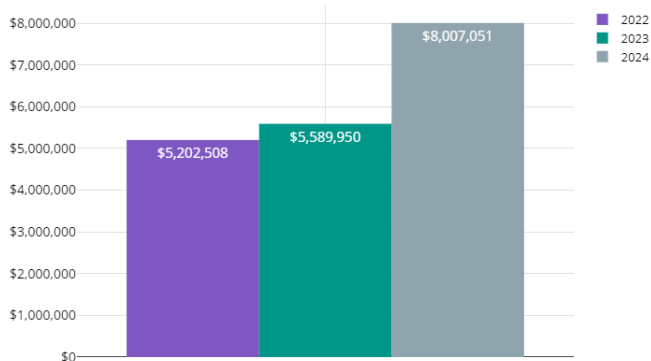
For the Period JUL - JAN

Benefits



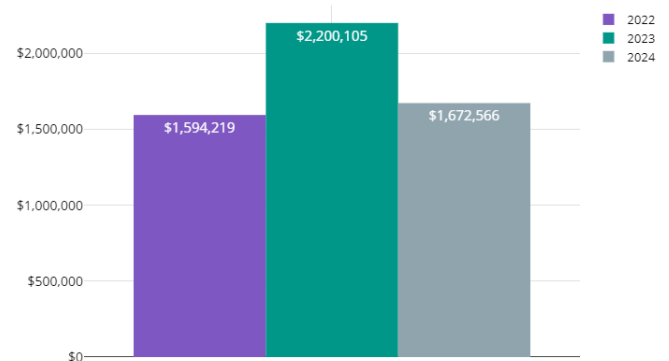
For the Period JUL - JAN

Purchased Services



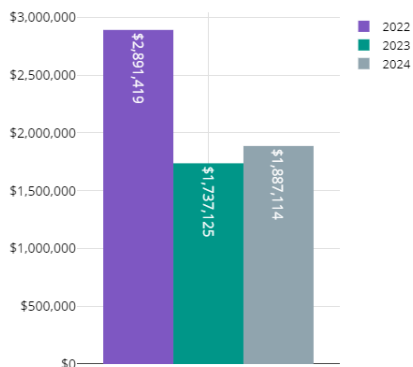
For the Period JUL - JAN

Supplies



For the Period JUL - JAN

Capital Expenditures



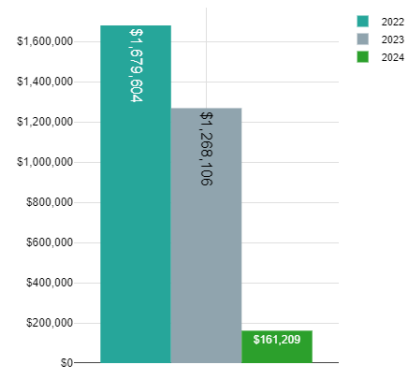
For the Period JUL - JAN

Debt Service



For the Period JUL - JAN

Other Expenditures



For the Period JUL - JAN