

2022-2023 Annual Report Summary  
Aledo Independent School District



Public Hearing January 16, 2024

Department of Assessment and Accountability



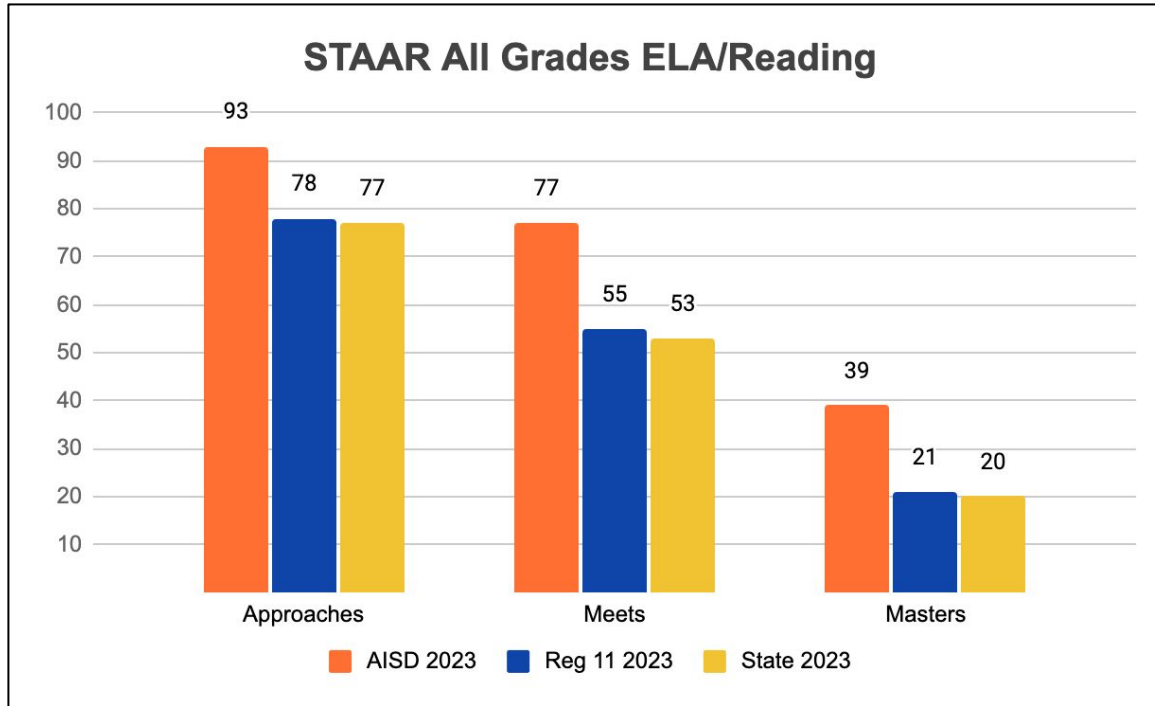
# Texas Academic Performance Report (TAPR)

## 2023 District & Campus Accountability Ratings

As of December 2023, the TAPR does not include A–F ratings, Distinction Designations, or Special Education Determination Status. The issuance of the A–F ratings under 2023 rule is pending and subject to change.

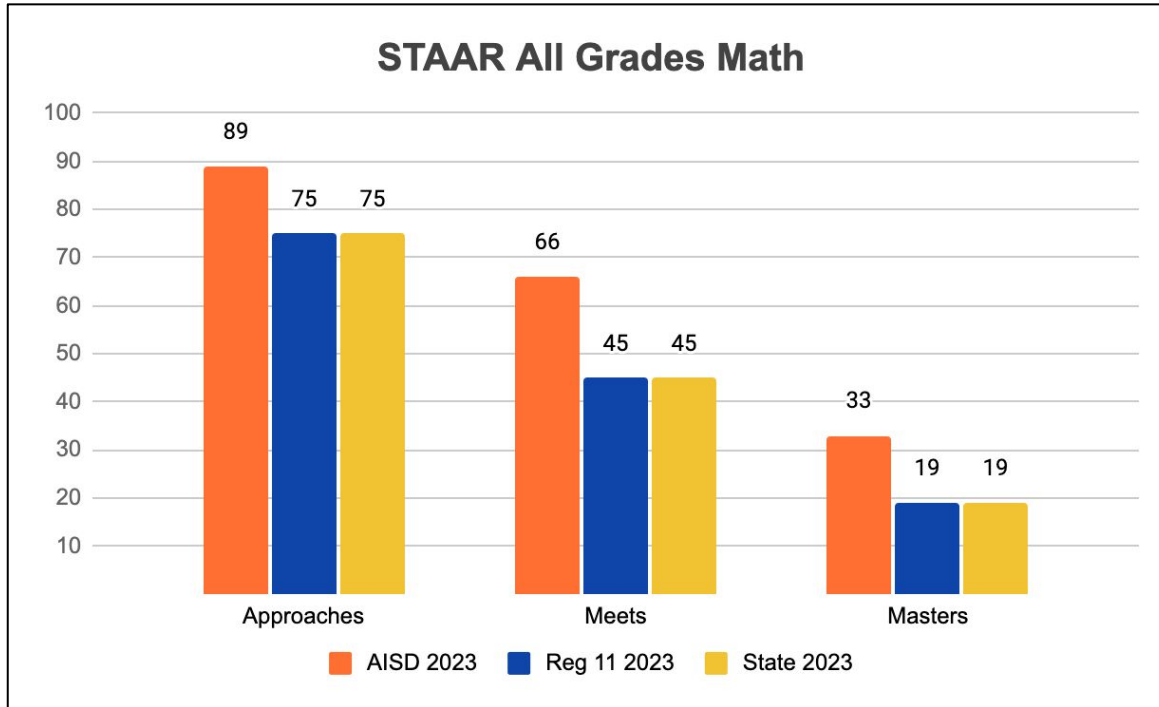


# Texas Academic Performance Report (TAPR)



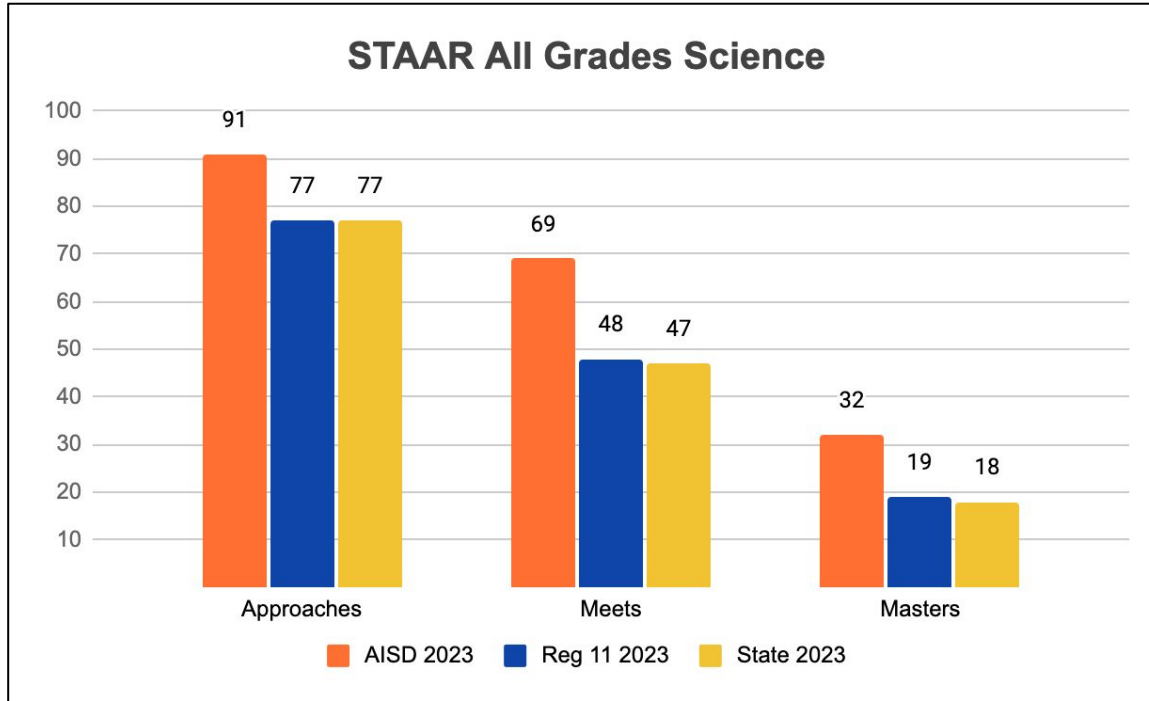


# Texas Academic Performance Report (TAPR)



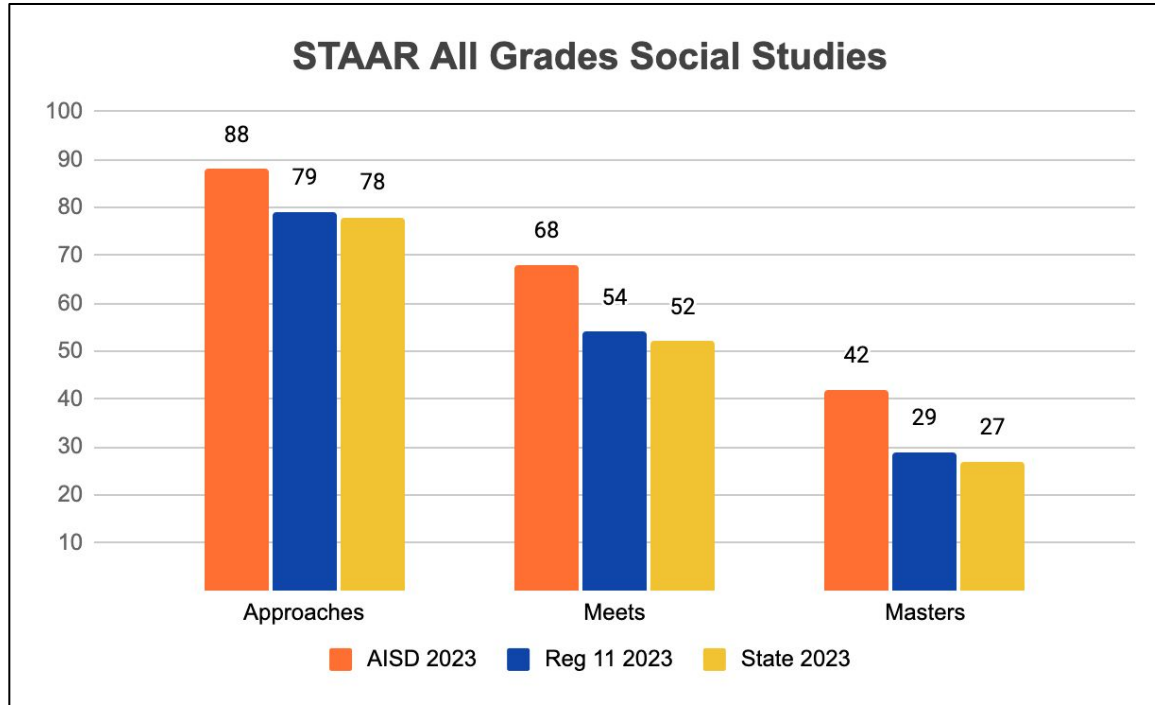


# Texas Academic Performance Report (TAPR)





# Texas Academic Performance Report (TAPR)





# Texas Academic Performance Report (TAPR)

Attendance			
Year	District	Region 11	State
2021-22	93.9%	92.7%	92.2%
2020-21	96.3%	95.2%	95%

Drop-Out Rate (9-12)			
Year	District	Region 11	State
2021-22	0.4%	2.1%	2.2%
2020-21	0.3%	2.1%	2.4%

Graduation			
Class of	District	Region 11	State
2022	98.9%	89.5%	89.7%
2021	98.7%	90.2%	90%

CCMR			
Class of	District	Region 11	State
2022	77.8%	66.6%	70%
2021	72.6%	61.8%	65.2%



# Texas Academic Performance Report (TAPR)

SAT/ACT (Tested)			
Class of	District	Region 11	State
2022	93.6%	71.6%	71.5%
2021	87%	71.9%	70.8%

57 additional students tested

SAT/ACT (At/Above Criterion)			
Class of	District	Region 11	State
2022	55.9%		247/442 students
2021	56.1%		216/385 students





AP/IB Results (Examinees >= Criterion)				
Year	Subjects	District	Region 11	State
2021-22	All Subjects	75.4%	57.5%	53.3%
2020-21		72.5%	52.5%	48.6%
2021-22	ELA	79.9%	62.4%	53.2%
2020-21		76.2%	51.3%	42.7%
2021-22	Math	73.7%	54%	50.4%
2020-21		67.4%	53.4%	49.4%
2021-22	Science	62.7%	48.4%	44.7%
2020-21		52.5%	42.4%	41.4%
2021-22	Social Studies	59%	47.5%	41.9%
2020-21		69%	46.7%	42.2%



## Advanced Course/Dual Enrollment Completion (9-12)

Year	Subjects	District	Region 11	State
2021-22	Any Subject	57.2%	40.6%	44.2%
2020-21		52.8%	40.9%	42.5%
2021-22	ELA	20.6%	13.9%	16.6%
2020-21		17.2%	14.7%	16.3%
2021-22	Math	19.8%	18.2%	19.9%
2020-21		19.8%	18%	19.3%
2021-22	Science	33.7%	19.9%	21.1%
2020-21		34.1%	20.6%	20.6%
2021-22	Social Studies	39.9%	22.3%	22.8%
2020-21		33.9%	23.6%	22.8%



# PEIMS Financial Standards Reports

## 2021-22 Actual Financial Data (District)

- Revenues
- Expenditures
- Disbursements
- Tax Rates
- Fund Balance

## 2021-22 Actual Financial Data (Campus)

- Expenditures by Object
- Expenditures by Function
- Program Expenditures by Program

The 2021-2022 Financial Actual Report can be accessed using the link below and is also posted on the AISD Assessment and Accountability Department webpage.

[https://rptsvr1.tea.texas.gov/school.finance/forecasting/financial\\_reports/2122\\_FinActRep.html](https://rptsvr1.tea.texas.gov/school.finance/forecasting/financial_reports/2122_FinActRep.html)



# 2022-2023 District Accreditation Status

- Generally, each year TEA assigns one of four accreditation statuses to each district in the state:
  - *Accredited*
  - *Accredited-Warned*
  - *Accredited-Probation*
  - *Not Accredited-Revoked*
  
- In assigning an accreditation status to a district, TEA considers
  - Academic accountability ratings
  - Financial accountability ratings
  - Data integrity
  - Program-area deficiencies identified through Results Driven Accountability (RDA)
  
- The District's 2022-23 Accreditation Status is: ***Accredited***



# District & Campus Performance Objectives

## □ Campus Improvement Plans (CIP)

- Each campus has developed and is implementing a CIP, as required by TEC §11.253
- Each CIP includes **performance objectives** (approved by the Board) that are based on data analysis and needs assessments – including data reported in annual TAPR reports
- Each campus **periodically measures progress** toward its performance objectives
- Updated CIPs (which show both the **objectives of each campus** and each campus's **progress toward meeting its performance objectives**) are posted on the district's website and are available for review at the district's central office or at the applicable campus



# Report on Violent or Criminal Incidents

- TEC Section 39.306 requires each district to publish, as part of its Annual Report, a report on violent or criminal incidents that occur at each campus
- The report must include
  - Number, rate and type of violent or criminal incidents that occurred on each campus (to the extent permitted under FERPA)
  - Descriptions of school violence prevention and violence intervention policies and procedures used to protect students
  - Findings from evaluations (if any) conducted under the Safe and Drug-Free Schools and Communities Act
- The district's report for the 2022-23 school year is available for review on the district's Assessment and Accountability Department webpage.
- [2022-2023 AISD Report on Violent or Criminal Incidents](#)



# Report on Violent or Criminal Incidents

As required by TEA, the district is in compliance with the following actions:

- Conduct a Summer Targeted Partial Safety Audit
- Conduct an Exterior Door Safety Audit
- Convene the district's Safety and Security Committee
- Ensure all campus staff (including substitutes) are trained on their specific district and campus safety procedures
- Schedule all mandatory drills for the school year
- Ensure all threat assessment team members are trained
- Review and, as necessary, update access control procedures



# Report on Violent or Criminal Incidents

## **Bullying Prevention**

Counselor guidance lessons on topics of bullying definition, mechanisms for reporting, resiliency, responsible behavior; school-wide character program, the Positivity Project; teacher training on bullying definition and mechanisms for reporting

## **Human Trafficking**

Training for all staff; Play It Safe Programs for middle and high school students

## **Child Abuse Awareness**

Annual training for all staff; *Play It Safe* or *P.S. It's My Body* programs at all levels; *Play It Safe* or *P.S. It's My Body* Preview opportunity for parents at individual campuses

## **Police**

Licensed Peace Officers (11 full-time); presence at each campus every day, including at arrival and dismissal times

## **Drug Awareness Prevention**

*Too Good For Drugs* program delivered at 6th grade and 9th grade levels; counselor guidance lessons on topics including responsible behavior, interpersonal effectiveness, self-confidence, resiliency, communication skills; drug awareness program for parents

Vaping Intervention Plan-consistent consequences with educational component

STANFORD MEDICINE Tobacco Prevention Toolkit

## **Reporting Mechanisms for students, parents, staff**

Online or paper Bullying Report

Bearcat Watch Tip Line

Crime Stoppers (7-12)

## **Threat Assessment Protocols**

District-wide threat assessment team to evaluate and monitor threats of violence made by students

## **Suicide Prevention**

Lifelines Suicide prevention curriculum presented to 6th grade students and SOS: Signs of Suicide prevention curriculum and screener delivered to all 7th-12th students annually





# Student Performance in Postsecondary Institutions

- TEC Section 39.306 requires each district to publish, as part of its Annual Report, a report on **student performance in postsecondary institutions** during the **first year enrolled after graduation from high school**
- These data are compiled by the Texas Higher Education Coordinating Board (THECB)
- The most current report is for **2019-20 High School Graduates**
  - ❑ Student performance is measured by the Grade Point Average (GPA) earned by 2019-20 high school graduates who attended public four-year and two-year institutions of higher education in fiscal year 2021
  - ❑ For each student, the grade points and college-level semester credit hours earned by the student in **Fall 2020, Spring 2021, and Summer 2021** are added together and averaged to determine the GPA

***NOTE: The THECB anticipates releasing an updated report for 2020-21 High School Graduates in mid-January 2024. That report, when available, will be posted on the THECB website using the link below.***

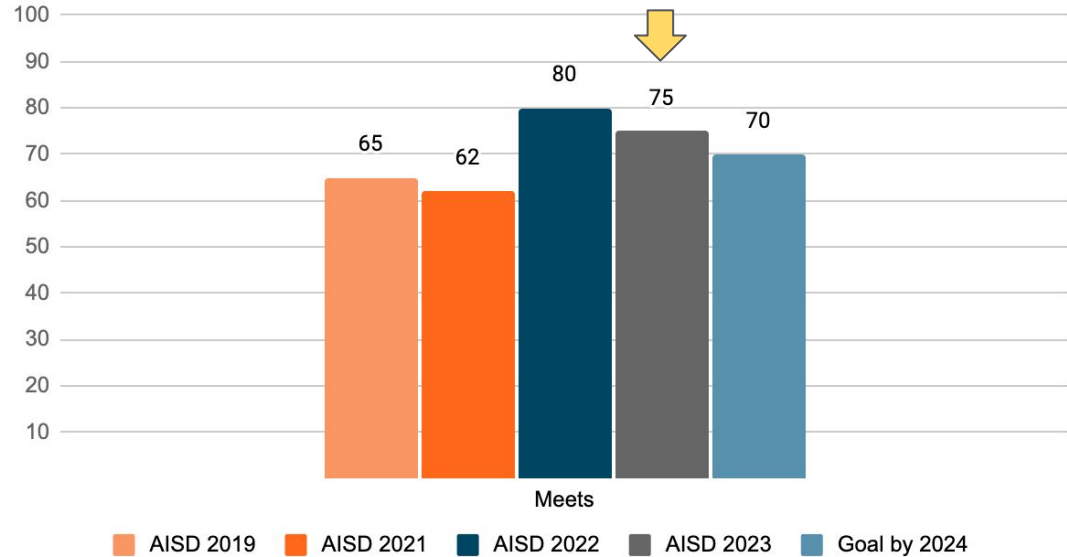
<http://www.txhighereddata.org/index.cfm?objectid=5BFD5120-D971-11E8-BB650050560100A9>



# Progress Toward HB 3 Goals

The percent of 3rd grade students that score meets grade level or above on STAAR Reading will increase from 65% to 70% by June 2024.

### HB3 Goal: 3rd Grade Reading Progress

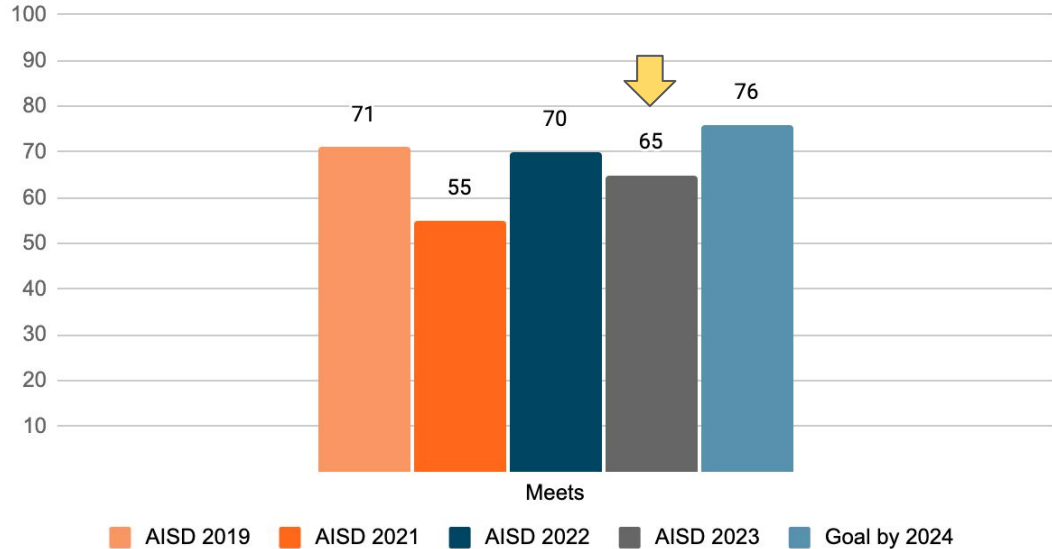




# Progress Toward HB 3 Goals

The percent of 3rd grade students that score meets grade level or above on STAAR Math will increase from 71% to 76% by June 2024.

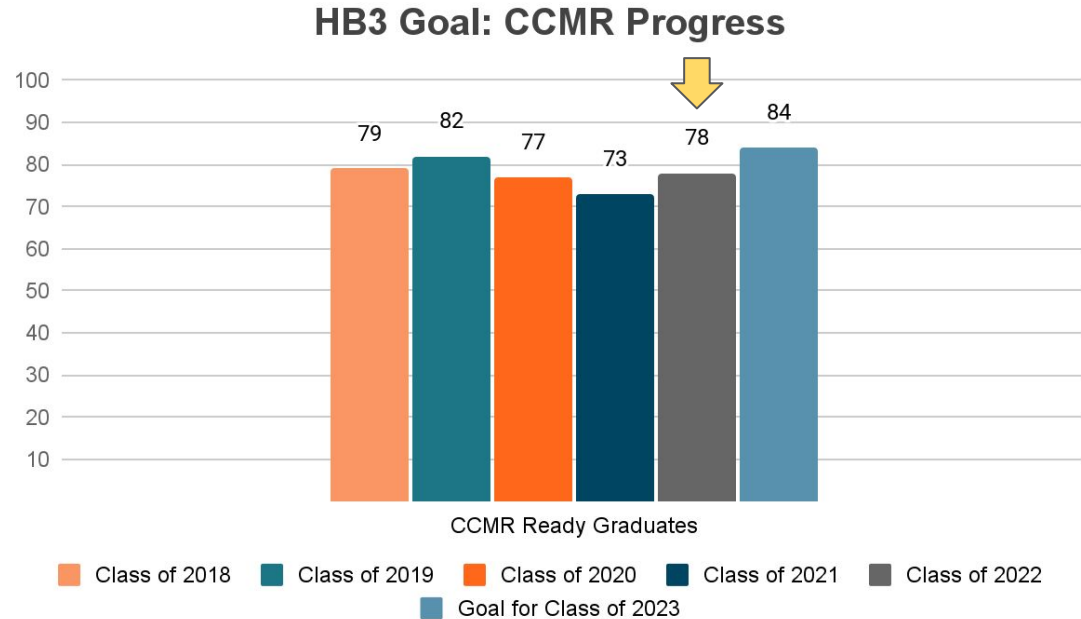
### HB3 Goal: 3rd Grade Math Progress





# Progress Toward HB 3 Goals

The percentage of graduates that meet the criteria for CCMR will increase from 79% to 84% by August 2024.





# TAPR Glossary

- Each year, TEA prepares and publishes a *TAPR Glossary*
- The *TAPR Glossary* provides definitions, describes methodologies, and lists sources for each data point in the TAPR
- A Spanish version of the *TAPR Glossary* is scheduled for release in late winter
- Posted on the district website under the Assessment and Accountability Department

## [2022-2023 TAPR Glossary](#)

### 2022–23 Texas Academic Performance Report (TAPR) Glossary

#### Cover Page

Currently, the TAPR does not include scale scores, A–F ratings, Distinction Designations, or Special Education Determination Status. The initial release does not include the Campus or District 2023 Accountability Reports. The issuance of the A–F ratings under 2023 rule is pending and subject to change.

**2023 Armed Services Vocational Aptitude Battery (ASVAB) Test (Career Exploration)** (*districts serving grades 10–12*): Senate Bill 1843 requires that each school year, each school district and open-enrollment charter school provide students in grades 10–12 the opportunity to take the ASVAB and consult with a military recruiter.

**STAAR:** A comprehensive testing program for public school students in grades 3–8 or high school courses with end-of-course (EOC) assessments. The STAAR program is designed to measure to what extent a student has learned, understood, and is able to apply the concepts and skills expected at each grade level or after completing each course for which an EOC assessment exists. Each STAAR assessment is linked directly to the Texas Essential Knowledge and Skills (TEKS). The TEKS are the state-mandated content standards that describe what a student should know and be able to do upon completion of a course. For more information on the TEKS, see the *Texas Essential Knowledge and Skills* website at <http://tea.texas.gov/curriculum/teks/>.

#### Other Important Information:

**STAAR (with and without accommodations) and STAAR Alternate 2.** The TAPR and the Texas Performance Reporting System (TPRS) include performance on STAAR and STAAR Alternate 2.

**Spanish STAAR.** All STAAR assessments in grades 3, 4, and 5 are available in both English and Spanish. The TAPR and the TPRS include performance on the Spanish STAAR.

**Rounding of STAAR results.** STAAR performance shown on the TAPR and TPRS is rounded to whole numbers. For example, 49.877% is rounded to 50%; 49.4999% is rounded to 49%; and 59.5% is rounded to 60%.

**Masking.** STAAR performance rates are masked when necessary to comply with FERPA. For more information, see the Explanation of Masking at <https://rptsvr1.tea.texas.gov/perfreport/tapr/2023/masking.html>.

#### STAAR Performance (2022–23)

The STAAR Performance section displays performance results by grade, subject and performance level for students in the accountability subset, which are students enrolled in the same district/campus on both the snapshot date (PEIMS October snapshot) and the testing date. The STAAR Performance–All Students section of the TPRS displays STAAR performance by grade, subject, and performance level and includes all students tested, regardless of whether they were in the accountability subset.