



WE ARE FARIBAULT



Jefferson Elementary Highlights

Instructional Celebration

Jefferson's 1st grade team has fully implemented PLC and Science of Reading best practices. The growth of their students is evidence of their commitment to these best practices.



Two Years of PLC PD

- Collaborative Teams
- Hattie's Barometer of Influence
- Formative Assessment
- Observable Impact

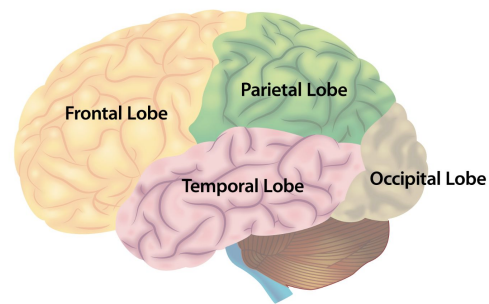
Observable Impact:

The changes in practice that are observable in the classroom and lead to improved student and educator outcomes.

Two Years of SoR PD

It all starts with the Reading Brain...

Phonics is the connection between sounds and letters. It is not a natural process, which is why we have to teach it.





Developing Phonics Requires...

- in 1st grade, nearly 50% of literacy instruction time should focus on phonics and phonemic awareness
- every lesson should contain 15-30+ practice sessions of a specific phonics skill
- in addition, students need more practice with each phonics skill on subsequent days/in subsequent lessons in order to achieve fluency, In order to accomplish this phonics instruction can be aligned across instructional settings
- more practice can be given during small group instruction and independent work time



Vocab Instruction Is Another Layer

-phonics instruction teaches the brain how to read and vocabulary instruction teaches the brain to understand what it is reading.



Data Drives Instruction

-data is the roadmap that tells us what skills the reading brain needs. Teachers use data to group students and plan the next steps of their instruction.

Mind Shift

- 1 Guided reading/level books
- 2 Rotations of 10 mins each, then move onto the next task
- 3 Willing to try something new - Read the Rainbow



New Way of Thinking










- 1 **Phonic Focus** - 50 minutes
- 2 **Repetition** - reps in small groups, independent work, Reineke/Smith/West/Lund
- 3 **Vocabulary** - helping to build schema
- 4 **Data guiding decisions** - B2R, small groups, intentional PLC time.





Math Data

PLC Form

B2R Mastery Data

Read the Rainbow

 Phonic Fluency x3	  Splash Learn  Epic!
 Roll a Word	
 Handwriting	
My Decodable Readers Decodable Book	
 Heart Words	
 Independent Reading	





What is the Observable Impact?

- **Fall to Winter** FASTBridge Student Growth Data
 - 1st grade had the highest growth in the building
- **Winter to April 15** Reading Student Growth Data
 - 1st grade's growth in Reading has accelerated since January!

	September	January	April
Average Words Read Correctly/Minute	23.82	39.19	56.75
Monthly Avg % Growth	N/A	3.61	5.85

WE ARE FARIBAULT



#WeAreFaribault