



FORT VANNOY NOBLE NEWS



We are a responsible and caring community of learners.

Alicia Timbs, Principal

April 2019

CALENDAR OF EVENTS



1st- School Resumes- Really it does

April Fools' Day

2nd- Mr. Standley's 5th gr to Art Museum

3rd- Mrs. Anderson's 5th gr to Art Museum

8th - PTO Meeting-2:15 Rm 11

12th- Clerical Day-No School for Students

18th- District Spelling Bee

19th- PBIS Rewards Day

24th- Conference Day—3:00 pm to 7:00 pm

Yes, School for Students

25th- Professional Development Day

Conferences—2:00 pm to 8:00 pm

No School for Students

26th- Conference Day- 7:00 am to 11:00 am

No School for Students

SAVE THE DATE--UPCOMING EVENTS

Friday, May 3, 2019

FORT VANNOY CARNIVAL

&

SILENT AUCTION



May 16, 2019



Kindergarten Launch



If your child will be five (5) years old by September 1, 2019, then please join us

May 16, 2019. Please bring your child's birth certificate and up-to-date immunization record. Please go to the District Website @ www.threerivers.k12.or.us to RSVP for the Kickoff to Kindergarten on May 16, 2019. Please see attached flyer and if you need assistance, please call the Fort Vannoy office, 541-479-4440.

From the Desk of. . . Jamie Krull Kindergarten Teacher

In the spirit of nearing the last leg of the school year, I decided to ask some almost first graders their opinions on what truly qualifies as essential knowledge. If they could run the show for a day, what would be of top importance for kids to learn in school? Here are the mostly concrete, but occasionally zany results.

Seth: Learn to teach them math

Layla: How to read

Trinity: I would teach them to count to 34, but if they're little, like 5 or 4, I would teach them not to hit kids.

Lilly: To learn about bunnies

Roman: Math

Charlee: To learn about counting to 100

Kiera: To learn homework

Phoenix: To learn numbers

Bentley: To learn to read and do math, even to get more smarter and smarter

Katelyn: About counting and reading

Natalee: I would tell them math, but they'd run out the door

Eric: I would teach them how to treat their toys

Rhoin: To sit criss cross applesauce

Quinton: To follow the rules

Silas: Teach them how to do math

Jacob: Homework

Ellysa: How to make letters and animals

Rebecca: How to count up to 100

Breiana: I'd teach them whatever letters they need to know

Jake: How to stack chairs and if they want to be a firefighter, I'd learn them how to be a firefighter

Jordan: How to be happy (☺)

SCIENCE FAIR



Fort Vannoy was well represented at the District Office Science Fair held March 6, 2019. A total of 32 students, from 2nd graders to 5th graders, were able to attend and show their knowledge in the field of Science.

They were:

Mauricio Mendez, Chermia Clouser,
Kambree Josh,

Clayton Brazier, Sophie Eaggleston, Elizabeth Whetstone, Brennen LaHaie, Lucas Cornelison, Eden Pedersen, Zoey Holtman, Cindel Gilliland, Zoey Aguinaga, Bret Bolen, Madeline Harrell, Anna Nichols, Liam Pearson, Thorin Gaines, Siena Eaggleston, Wyatt Duckett, Carson Standley, Sadi Burr, Mariah Schlitz, Kannon Clark, Kevin Rader, Brody Gibson, Kennedy Kinley, Thomas Pearson, Lilly-Ann Klumpp, Janae Nugent, Zadi Torrance, and Sasha Hollister.

Some of the projects were:

Is the Five Second Rule Real?

Cool Colorful Carnations

Marble Madness

How to Turn Milk into Plastic

Sugar High

Which Bread Makes Better Croutons?

Dynamic Diapers

Stretch Test

Is Smiling a Super Power?



SCHOLASTIC BOOK FAIR

Once again, thank you to Nadyah Field and all of the volunteers for all the time and effort it takes to run the Scholastic Book Fair. Without these dedicated volunteer's events like the Scholastic Book Fair would not be happening. Mr. McNew's 1st -2nd grade blend class came out as the top winner for the change collection. As a result of this Mr. McNew was able to purchase \$30.00 in books and the whole class will be treated to a popcorn party. Mrs. Beairsto, our wonderful librarian, will be able to stock our library with new books from the \$1851.00 that was earned.



OREGON BATTLE OF THE BOOKS PART II

The team of Infinity Friends; Zadi Torrance, Sasha Hollister, Kayla Grider, Colbie Estes & Attalia Paredes along with team KLASA; Kambree Josh, Amber Long, Sophie Eaggleston Lakshmi Bhatagalikar & Aspen Jump, attended the Regional Battle of the Books Tournament on Saturday, March 16, 2018, at Central Medford High School. Mrs. Anderson accompanied the girls and spoke highly of the teams saying that they showed excellent sportsmanship and represented our school very well placing 18th.





Save-Save-Save

Collect Box Tops from participating products and glue/tape them to Box Top collection sheet(s) or put them in a baggie with your child's name and teacher's name on it. See the attached flyer for more info on how your class can receive a Freezer Pop for their class for the month of May.

Mrs. Cunha- 103
Miss Krull-236
Mrs. Roeske-331
Mr. McNew-154
Mrs. DeVore-212
Ms. Evans-344
Mr. Kriz-429
Mr. Biencourt-146
Mrs. Mohr-93
Mrs. Anderson-270
Mr. Standley-189
TOTAL—2,507

Save those Box Tops over Spring Break and fill up the April Box Top sheet or a baggie and turn them in.



OUR ORGANIZATION NUMBER HAS CHANGED NEW NUMBER IS SQ182

Fort Vannoy Elementary School (SQ182)
The Kroger Company has recently upgraded their system and as a result Fort Vannoy has a new account number. Please reference this new number, SQ182, when contacting us for assistance.

fmcommunityrewards@fredmeyer.com

So far, Fort Vannoy School has 28 households participating. If you are already a member your previous number will continue to be associated with our school.

BREAKFAST/SNACK/LUNCH PROGRAM

Just a reminder—HEALTHY, NUTRITIONAL BREAKFAST, SNACK, and LUNCH are available, at no charge, for all students.



CALLING ALL VOLUNTEERS

Fort Vannoy encourages all parents, grandparents and community members to volunteer at our school. Please go to the district website:

www.threerivers.k12.or.us

Go to the District drop down tab and select Volunteer Information and complete the form. After you are approved to be a volunteer, which could take up to two weeks, please come to the office and sign in on the laptop computer located on Mrs. Verser's counter.



TO CHECK OUT FORT VANNYOY EVENTS GO TO:
threerivers.k12.or.us

Click on schools and then click on Fort Vannoy and pull up the calendar. There is also a fort Vannoy Facebook page. Simply type in Fort Vannoy Elementary and find our Facebook page. Lots of information and pictures.



THREE RIVERS SCHOOL DISTRICT NEWSLETTER

Want to know what's happening in your school district?

Check out the Newsletter
THREE RIVERS TIDINGS AT:
Threerivers.k12.or.us
Find under Quick Links
"The District News"

Home & School

Working Together for School Success

CONNECTION®

April 2019

Fort Vannoy Elementary School

SHORT NOTES

D.E.A.R. Day

This April 12, celebrate

Drop Everything and Read Day with a reading campout—or “camp-in.” Pitch a tent in the backyard, or let your youngster make a living room fort. Then, take turns reading aloud, read silently together, or do both.

Idea: Encourage regular reading by making D.E.A.R. a monthly tradition.

DID YOU KNOW?

Spending time outdoors can build your child's observation skills. Play

“I Spy” with clouds (“I spy a cloud that looks like a rabbit”) and see who else can spot it, too. Or take a walk with a magnifying glass, and have your youngster look closely at plants and animals.

Online homework

If your youngster does homework online, you may wonder how to support him. Just like with pencil-and-paper assignments, invite him to explain his homework to you, and ask to look over his finished work before he sends it. Also, make sure he closes tabs he's not using for assignments so he doesn't get distracted.

Worth quoting


“The shortest way to do many things is to do only one thing at a time.”

Richard Cecil

JUST FOR FUN

Q: What's black, white, and red all over?

A: A zebra with a sunburn.



Being responsible

Megan keeps up with her homework and is always ready for soccer practice on time. The reason? She has learned about responsibility from a young age. Consider these hands-on ways to help your youngster be responsible, too.

Part of the team

Show your child that everyone's responsibilities matter. Have her cut bookmark-sized strips of paper and write a family activity on one (eating dinner). On the others, she should write jobs that make it happen (plan the meal, buy groceries, cook, set the table). Now let her link the strips to make a chain. She'll see that dinner relies on everyone doing their job!

Around the clock

Help your youngster get in the habit of handling her responsibilities on time. Let her draw a clock on paper or poster board and add sticky notes labeled with

daily tasks. She might put “Homework” at 4 p.m. and “Walk the dog” at 7 p.m. Have her post the clock in a visible spot as a reminder.

Caught in the act

“Catch” your child being responsible, and tell her you noticed. (“That was responsible of you to throw away your trash.”) You could even snap photos of her responsible behavior (say, making her bed) and hang them on the refrigerator. Seeing the photos will inspire her to continue being responsible. ♥



Review report cards

When your child's next report card arrives, use it to encourage him to finish the school year strong. Try these strategies for discussing it.


1. Give your youngster and his report card your full attention. For example, find a quiet spot, put away your phone, and turn off the TV.
2. Find reasons to high-five your child. Maybe he brought up his writing grade or the teacher commented on how well he gets along with classmates.
3. Talk about ways he could improve. If his math grade dropped, he might double-check work for careless errors. Or if he needs to be more organized, share strategies you use, like keeping office supplies in different-sized containers. ♥



Build a rich vocabulary

Where will your child hear the word *stethoscope*? What synonym could he use for *hilarious*? Hearing and saying words in context is a good way for your youngster to learn and remember them. Consider these ideas to improve his vocabulary.

Match places with words. Ask your child to name a place in your community (*bakery, swimming pool*). Take turns saying a word you might hear or say there. When you run out



of familiar words (*doughnut, swim*), try to come up with less common ones (*aroma, chlorine*). The last person who thinks of a word picks the next location.

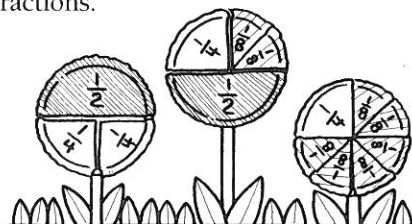
Use synonyms. Hold a conversation full of synonyms—words with similar meanings. Your youngster might say, “The *funniest* thing happened in the *cafeteria* today.” Then, go back and forth, replacing as many words as possible with synonyms. Examples: “What *hilarious* incident occurred in the

lunchroom?” or “I love it when *comical* events *transpire* in the *canteen*!” Tip: Keep a thesaurus or dictionary handy to find new synonyms.♥

ACTIVITY CORNER

Fraction flowers

Spring is in bloom—and so are these “flowers” that let your youngster explore fractions.



1. Have your child color three paper plates, each a different color.
2. She can use a ruler and marker to draw lines dividing the plates into fractions—one into halves, another into fourths, and the other into eighths.
3. Ask her to label each “petal” with its fraction ($\frac{1}{2}$, $\frac{1}{4}$, $\frac{1}{8}$) and cut the plates apart on the lines.
4. Now let your youngster see which fractions are *equivalent*—or represent the same parts of a whole—by creating flowers with different color petals. For example, if she glues a purple half and two orange fourths onto a new plate, that’s a whole flower ($\frac{1}{2} + \frac{1}{4} + \frac{1}{4} = 1$).♥



PARENT TO PARENT

Teachable moments

During a recent game of disc golf at a local park, our family had some fun conversations—and I think my daughter Esme learned a lot, too.

It started when Esme said she was going to “toss the Frisbee.” I pointed out that the disc wasn’t actually a Frisbee! I explained that *Frisbee* is a brand name that people use generically. Soon we were naming all sorts of products like that, such as inline skates (*Rollerblades*) and ice pops (*Popsicles*).

Then, as we played, Esme asked why there were three different types of discs in the game. That led us to a conversation about engineering, as we examined the discs and talked about how their designs affect how far, fast, or straight they fly.

All this made me realize that simple family outings can be learning opportunities!♥



Handling complaints

Q: My son has been complaining a lot lately, even about little things. For example, he’ll gripe if we’re out of his favorite cereal or his sister moves his backpack. How can I handle this?

A: Try acknowledging your son’s feelings in a calm, upbeat voice. Then, encourage him to find a solution. You might say, “I know you’re disappointed about your cereal. What could you eat instead?”



Resist the urge to say, “That’s nothing to complain about,” which can discourage him from expressing his feelings. Instead, brainstorm ways to “flip” his thinking. For instance, he could say, “I

have cereal every day, so it might be nice to eat something different.”

With practice, he’ll get out of the habit of complaining—and make life more pleasant for everyone.♥

OUR PURPOSE

To provide busy parents with practical ideas that promote school success, parent involvement, and more effective parenting.

Resources for Educators,
a division of CCH Incorporated
128 N. Royal Avenue • Front Royal, VA 22630
800-394-5052 • rfeustomer@wolterskluwer.com
www.rfeonline.com
ISSN 1540-5621

Reading Connection

Tips for Reading Success


Beginning Edition

Book Picks

Read-aloud favorites

■ **Biblioburro: A True Story from Colombia** (Jeanette Winter)

What if the library came to your neighborhood on the back of a donkey?



This is the true story of a Colombian school-teacher's traveling library that brought books to children in remote villages. (Also available in Spanish.)

■ **Dragons Love Tacos** (Adam Rubin)

When a little boy discovers that dragons like to eat tacos, he decides to host a taco party for them. But if a fire-breathing dragon accidentally gets a bite of spicy salsa, look out! A silly story about a dragon party that turns into a disaster.



■ **Just a Second** (Steve Jenkins)

In just a single second, a bumblebee flaps its wings 100 times and the earth travels 18½ miles. This nonfiction book will help your child think about time in fascinating ways. She'll also discover different methods of measuring time.

■ **Bedtime Is Canceled** (Cece Meng)
Maggie and her brother write their parents an official-looking note: "Bedtime is canceled." Somehow, the note blows out the window, lands in a newspaper office, and ends up in a headline. Soon, bedtime really is canceled, and exhausted children quickly discover the importance of sleep.




Time for a story

Want to spend time with your youngster, build her reading skills, and help her learn to love books? You can do all three when you read aloud. Here are suggestions.

Read regularly

Try to read to your child every day. You might aim for 10–15 minutes of bedtime reading for a peaceful end to the day. Bring along a book, and read to her during a sibling's sports practice. Or curl up together with a book when you get home from work.



the story and look at the illustrations. She'll enjoy read-aloud time more if she plays an active role.

Take turns choosing books

Your youngster may want to hear old favorites again and again. Use your turn for new titles and variety, such as nonfiction or poetry.

Let her participate

Ask your child to turn the pages while you read. Also, she can finish sentences that rhyme or fill in words she knows. Go slowly so she has time to understand

Be playful

You can use different voices for different characters (a high, squeaky voice for a mouse or a deep, booming voice for a horse). Or substitute your youngster's name for the main character's name, and use family members' names for other characters.

Note: You don't have to be an expert reader—your child will love it when you read aloud because it's *you*.♥

Writing that makes sense

As your child first learns to write, his stories may not always make sense to others. Help his writing flow logically with these two ideas.

1. Even if your youngster isn't writing sentences yet, he can tell you stories. As he describes the new class pet or something funny that happened at lunch, you can jot down his tale. He'll practice relating events in a logical order, and that can help when he puts his thoughts and ideas down on paper himself.

2. Let your child read his stories to you. Ask questions to encourage him to add information ("What did you do with your friends at recess?") or to clear up a confusing part ("Who said, 'Let's go home'—you or your brother?").♥





Kickoff to Kindergarten!

Thursday, May 16th

*5:30pm - READY! for Kindergarten parent session

Kindergarten Registration to follow

We will start promptly at 5:30pm. Hope to see you there!

FREE Pizza Dinner and Daycare (ages 3+)

READY!
for Kindergarten

Bring immunization
records, birth
certificate and proof
of address.

At READY! for Kindergarten, families learn skills that a typical 5 year old needs to be familiar with by the time they start school. Families receive a FREE KIT containing age-appropriate learning materials for them to use with their child at home. Tools include such things as floor puzzles, colorful wooden shapes, blocks, magnetic letters and numbers and audio CD'S.

Applegate 541-846-6280 Evergreen 541-592-3136 Fort Vannoy 541-479-4440

Fruitdale 541-476-2276 Madrona 541-476-6624 Manzanita 541-479-6433

Williams
541-846-7224

Open to all
children who will
be 5 years old by
September 1, 2019.

RSVP to:

www.threerivers.k12.or.us or call your neighborhood school



Lanzamiento de Jardín de Niños!

Jueves, 16 de Mayo

***5:30p.m. - ¡LISTO! para la sesión de padres
de Jardín de Niños**

**Continuaremos con la Registración
de Jardín de Niños**

Comenzaremos puntualmente a la 5:30pm.

¡Espero verte allí!

Cena de pizza GRATIS y guardería (edades de 3+)

READY!
for Kindergarten

**Traiga a su hijo,
registros de
vacunación, acta de
nacimiento y
comprobante de
domicilio.**

En LISTOS! Para el Jardín de Niños, las familias aprenden habilidades de que un niño típico de 5 años necesita estar familiarizado al momento de comenzar la escuela. Las familias reciben un KIT GRATUITO que contiene materiales de aprendizaje apropiados para su edad para que los utilicen con sus hijos en casa. Las herramientas incluyen cosas como rompecabezas de piso, figuras de madera coloridas, bloques, letras magnéticas, números y CD de audio.

**Abierto a todos los niños
que tendrán 5 años antes
del 1ero. de septiembre de
2019.**

Applegate

541-846-6280

Evergreen

541-592-3136

Fort Vannoy

541-479-4440

Williams

541-846-7224

Fruitdale

541-476-2276

Madrona

541-476-6624

Manzanita

541-479-6433

R.S.V.P. a:

www.threerivers.k12.or.us o llame a la escuela de su vecindario

April Box Tops... Bring May Freeze Pops!

NO EXPIRED
BOX TOPS,
PLEASE!

Collect Box Tops from participating products and
glue/tape them to Box Top collection
sheet(s) or put them in a baggie with
your name and teacher's name on it.
TURN THEM INTO SCHOOL BY 5/1/19

The classroom
that collects
the most
Box Tops will
receive Freeze
Pops during a
recess in May!

Student's Name _____

Teacher's Name _____

Grade _____

Make sure to fill in the blanks
to the left so your class gets
credit for all of the Box Tops
you turn in!!!

1	2
3	4
5	6
7	8
9	10
11	12
13	14
15	16
17	18
19	20
21	22
23	24
25	

