



ISDLAF+ Monthly Statement

Statement for the Account of:
Geneva C.U.S.D. #304

(10385-116) GENERAL FUND

Statement Period
Oct 1, 2019 to Oct 31, 2019

ACTIVITY SUMMARY

INVESTMENT POOL SUMMARY

	LIQ	MAX
Beginning Balance	\$5,529.07	\$5,336,101.58
Dividends	\$1,632.38	\$6,847.31
Credits	\$40,074,977.31	\$23,078,079.05
Checks Paid	\$0.00	\$0.00
Other Debits	(\$40,080,506.38)	(\$24,374,049.57)
Ending Balance	\$1,632.38	\$4,046,978.37
Average Monthly Rate	1.75%	1.81%


*PLEASE NOTE: THE FUND WILL BE CLOSED
NOVEMBER 11TH AND NOVEMBER 28TH IN
OBSERVANCE OF THE VETERANS DAY AND
THANKSGIVING DAY HOLIDAYS*

TOTAL LIQ AND MAX		\$4,048,610.75
--------------------------	--	-----------------------

TOTAL FIXED INCOME		\$65,738,040.16
---------------------------	--	------------------------

ACCOUNT TOTAL		\$69,786,650.91
----------------------	--	------------------------

Geneva C.U.S.D. #304
Dean Romano
227 N. FOURTH ST.
GENEVA, IL 60134



Geneva C.U.S.D. #304

Statement Period

Oct 1, 2019 to Oct 31, 2019

TRANSACTION ACTIVITY

BEGINNING BALANCE						\$5,529.07	
LIQUID CLASS ACTIVITY							
Transaction	Trade Date	Settle Date	Description	Redemption/Debit	Purchase/Credit	Share Price	Shares this Transaction
2831309	10/01/19	10/01/19	Phone Wire Redemption	(\$2,700,000.00)		\$1.00	(2,700,000.000)
2831311	10/01/19	10/01/19	Phone Exchange Purchase		\$2,694,474.91	\$1.00	2,694,474.910
2832483	10/02/19	10/02/19	Phone Redemption for FRI	(\$13,565,900.00)		\$1.00	(13,565,900.000)
2832485	10/02/19	10/02/19	Phone Exchange Purchase		\$13,565,900.00	\$1.00	13,565,900.000
2832657	10/03/19	10/03/19	Phone Redemption for FRI	(\$4,299,122.47)		\$1.00	(4,299,122.470)
2832659	10/03/19	10/03/19	Phone Exchange Purchase		\$4,299,122.47	\$1.00	4,299,122.470
2833295	10/03/19	10/03/19	Phone Wire Purchase SDA		\$3,000,000.00	\$1.00	3,000,000.000
2833296	10/03/19	10/03/19	Phone Redemption for FRI SDA	(\$4,250,000.00)		\$1.00	(4,250,000.000)
2833298	10/03/19	10/03/19	Phone Exchange Purchase		\$1,249,996.02	\$1.00	1,249,996.020
2835132	10/09/19	10/09/19	Phone Wire Purchase SDA		\$2,500,000.00	\$1.00	2,500,000.000
2835199	10/09/19	10/09/19	Phone Redemption for FRI	(\$739,486.42)		\$1.00	(739,486.420)
2835829	10/10/19	10/10/19	Fund Purchase from Term Series TS-276830-1 ISDLAF+ TERM SERIES, IL		\$9,500,000.00	\$1.00	9,500,000.000
2835859	10/10/19	10/10/19	Fund Purchase from Term Series Interest TS-276830-1 ISDLAF+ TERM SERIES, IL		\$17,256.17	\$1.00	17,256.170
2836143	10/10/19	10/10/19	Phone Redemption for FRI	(\$494,122.79)		\$1.00	(494,122.790)
2836144	10/10/19	10/10/19	Phone Exchange Redemption	(\$6,000,000.00)		\$1.00	(6,000,000.000)
2836879	10/11/19	10/11/19	Phone Redemption for FRI	(\$247,136.54)		\$1.00	(247,136.540)
2837290	10/15/19	10/15/19	Fund Purchase from FRI Maturity SEC - 29317 - BALTIMORE MD REF-CONSOL PUBLIC IMPT-SER B		\$665,000.00	\$1.00	665,000.000
2837311	10/15/19	10/15/19	Fund Purchase from FRI Interest SEC - 42820 - WELLS FARGO BANK NA		\$573.04	\$1.00	573.040

Questions? Please call 630 657 6400

LIQUID CLASS ACTIVITY

Transaction	Trade Date	Settle Date	Description	Redemption/Debit	Purchase/Credit	Share Price	Shares this Transaction
2837338	10/15/19	10/15/19	Fund Purchase from FRI Interest SEC - 29317 - BALTIMORE MD REF-CONSOL PUBLIC IMPT-SER B		\$16,625.00	\$1.00	16,625.000
2837372	10/15/19	10/15/19	Fund Purchase from FRI Interest SEC - 42826 - UBS BANK USA		\$532.11	\$1.00	532.110
2837392	10/15/19	10/15/19	Phone Wire Redemption	(\$3,500,000.00)		\$1.00	(3,500,000.000)
2837393	10/15/19	10/15/19	Phone Redemption for FRI	(\$247,122.79)		\$1.00	(247,122.790)
2838666	10/16/19	10/16/19	Phone Redemption for FRI	(\$249,124.24)		\$1.00	(249,124.240)
2839351	10/17/19	10/17/19	Phone Redemption for FRI	(\$494,245.55)		\$1.00	(494,245.550)
2840562	10/21/19	10/21/19	Phone Redemption for FRI	(\$247,122.76)		\$1.00	(247,122.760)
2843521	10/28/19	10/28/19	Fund Purchase from FRI Interest SEC - 44112 - CENTERSTATE BANK NA		\$470.71	\$1.00	470.710
2843554	10/28/19	10/28/19	Fund Purchase from FRI Interest SEC - 44114 - FIRST STATE BK BLAKELY		\$470.71	\$1.00	470.710
2844508	10/29/19	10/29/19	Phone Wire Redemption	(\$2,800,000.00)		\$1.00	(2,800,000.000)
2844509	10/29/19	10/29/19	Phone Redemption for FRI	(\$247,122.82)		\$1.00	(247,122.820)
2844511	10/29/19	10/29/19	Phone Exchange Purchase		\$2,564,556.17	\$1.00	2,564,556.170
2847154	10/31/19	10/31/19	Dividend Reinvest		\$1,632.38	\$1.00	1,632.380
TOTALS FOR PERIOD				(\$40,080,506.38)	\$40,076,609.69		(3,896.690)
ENDING BALANCE							\$1,632.38




Geneva C.U.S.D. #304

Statement Period

Oct 1, 2019 to Oct 31, 2019

TRANSACTION ACTIVITY

BEGINNING BALANCE							\$5,336,101.58
MAX CLASS ACTIVITY							
Transaction	Trade Date	Settle Date	Description	Redemption/Debit	Purchase/Credit	Share Price	Shares this Transaction
2831310	10/01/19	10/01/19	Phone Exchange Redemption	(\$2,694,474.91)		\$1.00	(2,694,474.910)
2832121	10/02/19	10/02/19	Harris Local Funds Purchase County Tax Payment		\$16,519,425.62	\$1.00	16,519,425.620
2832484	10/02/19	10/02/19	Phone Exchange Redemption	(\$13,565,900.00)		\$1.00	(13,565,900.000)
2832658	10/03/19	10/03/19	Phone Exchange Redemption	(\$4,299,122.47)		\$1.00	(4,299,122.470)
2833297	10/03/19	10/03/19	Phone Exchange Redemption	(\$1,249,996.02)		\$1.00	(1,249,996.020)
2836145	10/10/19	10/10/19	Phone Exchange Purchase		\$6,000,000.00	\$1.00	6,000,000.000
2841765	10/23/19	10/23/19	Harris Local Funds Purchase County Tax Payment		\$558,653.43	\$1.00	558,653.430
2844510	10/29/19	10/29/19	Phone Exchange Redemption	(\$2,564,556.17)		\$1.00	(2,564,556.170)
2847759	10/31/19	10/31/19	Dividend Reinvest		\$6,847.31	\$1.00	6,847.310
TOTALS FOR PERIOD				(\$24,374,049.57)	\$23,084,926.36		(1,289,123.210)
ENDING BALANCE							\$4,046,978.37



Geneva C.U.S.D. #304

SDA / MMA TRANSACTION ACTIVITY

Statement Period
Oct 1, 2019 to Oct 31, 2019

BANK OF CHINA			BEGINNING BALANCE			\$9,542,556.62
Transaction	Date		Deposits	Withdrawals	Interest / Adjust	Balance
213464	10/03/19	Withdrawal		(\$3,000,000.00)		\$6,542,556.62
213524	10/09/19	Withdrawal		(\$2,500,000.00)		\$4,042,556.62
214144	10/31/19	Interest			\$7,669.68	\$4,050,226.30
TOTALS FOR PERIOD			\$0.00	(\$5,500,000.00)	\$7,669.68	
ENDING BALANCE						\$4,050,226.30



Geneva C.U.S.D. #304

Statement Period
Oct 1, 2019 to Oct 31, 2019

FIXED INCOME INVESTMENTS

PURCHASES

Type	Holding ID	Trade	Settle	Maturity	Description	Cost	Rate	Face/Par
CD	277650-1	10/02/19	10/02/19	02/05/20	BMO HARRIS BANK, NA	\$3,200,000.00	1.720%	\$3,219,000.24
CD	277647-1	10/02/19	10/02/19	03/18/20	CITIBANK NA	\$500,000.00	1.630%	\$503,741.29
CD	277651-1	10/02/19	10/02/19	01/08/20	CITIBANK NA	\$800,000.00	1.710%	\$803,663.13
CD	277643-1	10/02/19	10/02/19	05/12/20	CITIBANK NA	\$900,000.00	1.610%	\$908,830.36
CD	277652-1	10/02/19	10/02/19	12/24/19	CITIBANK NA	\$1,000,000.00	1.623%	\$1,003,690.66
CD	277649-1	10/02/19	10/02/19	02/19/20	CITIBANK NA	\$1,100,000.00	1.640%	\$1,106,900.55
CD	277648-1	10/02/19	10/02/19	03/04/20	CITIBANK NA	\$4,100,000.00	1.650%	\$4,128,466.02
CD	277638-1	10/02/19	10/02/19	09/30/20	CUSTOMERS BANK - LOC	\$243,700.00	1.670%	\$247,757.81
CD	277644-1	10/02/19	10/02/19	04/13/20	T BANK, NA	\$247,800.00	1.614%	\$249,926.37
CD	277642-1	10/02/19	10/02/19	06/09/20	VERITEX COMMUNITY BANK / GREEN BANK N.A.	\$244,800.00	1.661%	\$247,596.60
CD	277641-1	10/02/19	10/02/19	06/09/20	EUREKA HOMESTEAD	\$244,800.00	1.661%	\$247,595.76
CD	277640-1	10/02/19	10/02/19	06/09/20	PRUDENTIAL BANK	\$244,600.00	1.660%	\$247,391.64
CD	277639-1	10/02/19	10/02/19	06/09/20	Bank OZK	\$244,600.00	1.660%	\$247,391.71
CD	277646-1	10/02/19	10/02/19	04/13/20	FARMERS BANK & TRUST	\$247,800.00	1.620%	\$249,933.67
CD	277645-1	10/02/19	10/02/19	04/13/20	PADUCAH BANK AND TRUST COMPANY	\$247,800.00	1.623%	\$249,936.96
CDR	277606-3	10/03/19	10/03/19	04/02/20	City First Bank of D.C., National Association	\$246,435.78	1.810%	\$248,653.84
CDR	277606-2	10/03/19	10/03/19	04/02/20	Wilson Bank and Trust	\$246,435.78	1.810%	\$248,653.84
CDR	277606-1	10/03/19	10/03/19	04/02/20	Capitol Bank	\$246,435.78	1.810%	\$248,653.84
CDR	277606-7	10/03/19	10/03/19	04/02/20	Great Southern Bank	\$246,435.78	1.810%	\$248,653.84
CDR	277606-15	10/03/19	10/03/19	04/02/20	REVERE BANK	\$246,435.78	1.810%	\$248,653.84
CDR	277606-18	10/03/19	10/03/19	04/02/20	MutualBank	\$135,160.21	1.810%	\$136,376.67
CDR	277606-6	10/03/19	10/03/19	04/02/20	Flagstar Bank, FSB	\$246,435.78	1.810%	\$248,653.84
CDR	277606-16	10/03/19	10/03/19	04/02/20	Northern Bank & Trust Company	\$246,435.78	1.810%	\$248,653.84
SEC	45167	10/02/19	10/03/19	05/15/20	US TREASURY N/B	\$3,181,512.50	1.630%	\$3,184,000.00
CDR	277606-8	10/03/19	10/03/19	04/02/20	ATLANTIC UNION BANK	\$246,435.78	1.810%	\$248,653.84
CDR	277606-9	10/03/19	10/03/19	04/02/20	FIRST INDEPENDENCE BANK	\$246,435.78	1.810%	\$248,653.84

PURCHASES

Type	Holding ID	Trade	Settle	Maturity	Description	Cost	Rate	Face/Par
CDR	277606-10	10/03/19	10/03/19	04/02/20	ST. LOUIS BANK	\$246,435.78	1.810%	\$248,653.84
CDR	277606-11	10/03/19	10/03/19	04/02/20	United Community Bank	\$246,435.78	1.810%	\$248,653.84
CDR	277606-12	10/03/19	10/03/19	04/02/20	CBank	\$246,435.78	1.810%	\$248,653.84
CDR	277606-13	10/03/19	10/03/19	04/02/20	BOKF, National Association	\$246,435.78	1.810%	\$248,653.84
CDR	277606-14	10/03/19	10/03/19	04/02/20	Cornerstone National Bank & Trust Company	\$246,435.78	1.810%	\$248,653.84
CDR	277606-5	10/03/19	10/03/19	04/02/20	Community Development Bank, FSB	\$246,435.78	1.810%	\$248,653.84
SEC	45166	10/02/19	10/03/19	05/31/20	US TREASURY N/B	\$1,090,055.16	1.640%	\$1,084,000.00
CDR	277606-17	10/03/19	10/03/19	04/02/20	Centreville Savings Bank	\$171,867.31	1.810%	\$173,414.21
CDR	277606-4	10/03/19	10/03/19	04/02/20	People's Bank of Seneca	\$246,435.78	1.810%	\$248,653.84
DTC	45174	10/02/19	10/09/19	04/09/20	VALLEY NATL BK WAYNE	\$247,122.76	1.750%	\$247,000.00
DTC	45169	10/02/19	10/09/19	10/08/20	BANK OF AMERICA NA	\$245,240.90	1.700%	\$245,000.00
DTC	45173	10/02/19	10/09/19	04/09/20	CITIZENS BANK NA/RI	\$247,122.76	1.750%	\$247,000.00
DTC	45171	10/02/19	10/10/19	10/12/21	MORGAN STANLEY BANK NA	\$247,000.00	1.850%	\$247,000.00
DTC	45189	10/02/19	10/10/19	04/10/20	STERLING NATIONAL BANK/M	\$247,122.79	1.700%	\$247,000.00
DTC	45168	10/02/19	10/11/19	04/13/20	ENTERPRISE BANK & TRUST	\$247,136.54	1.690%	\$247,000.00
DTC	45184	10/02/19	10/15/19	04/15/20	SOUTHSIDE BANK	\$247,122.79	1.700%	\$247,000.00
DTC	45186	10/02/19	10/16/19	04/16/20	C3BANK NA	\$249,124.24	1.650%	\$249,000.00
DTC	45172	10/02/19	10/17/19	04/17/20	MONONA BANK	\$247,122.76	1.750%	\$247,000.00
DTC	45187	10/02/19	10/17/19	04/17/20	MONTGOMERY BANK NA	\$247,122.79	1.700%	\$247,000.00
DTC	45175	10/02/19	10/21/19	04/21/20	STATE BANK OF INDIA	\$247,122.76	1.750%	\$247,000.00
DTC	45185	10/02/19	10/29/19	04/29/20	WESTCHESTER BANK	\$247,122.82	1.650%	\$247,000.00
Totals for Period:						\$25,052,951.57		\$25,182,075.09




Geneva C.U.S.D. #304

Statement Period
Oct 1, 2019 to Oct 31, 2019

FIXED INCOME INVESTMENTS

MATURITIES

Type	M	Holding ID	Settle Date	Transaction Date	Maturity Date	Description	Cost	Face/Par
TS	M	276830-1	09/06/19	10/10/19	10/10/19	TS-276830-1 ISDLAF+ TERM SERIES, IL	\$9,500,000.00	\$9,517,256.17
SEC	M	29317	03/01/13	10/15/19	10/15/19	SEC - 29317 - BALTIMORE MD REF-CONSOL PUBLIC IMPT-SER B	\$832,606.60	\$665,000.00
Totals for Period:							\$10,332,606.60	\$10,182,256.17



Geneva C.U.S.D. #304

Statement Period

Oct 1, 2019 to Oct 31, 2019

FIXED INCOME INVESTMENTS

INTEREST				
Type	Holding ID	Transaction Date	Description	Interest
TS	276830-1	10/10/19	TS-276830-1 ISDLAF+ TERM SERIES, IL	\$17,256.17
DTC	42820	10/15/19	SEC - 42820 - WELLS FARGO BANK NA	\$573.04
DTC	42826	10/15/19	SEC - 42826 - UBS BANK USA	\$532.11
SEC	29317	10/15/19	SEC - 29317 - BALTIMORE MD REF-CONSOL PUBLIC IMPT-SER B	\$16,625.00
DTC	44112	10/28/19	SEC - 44112 - CENTERSTATE BANK NA	\$470.71
DTC	44114	10/28/19	SEC - 44114 - FIRST STATE BK BLAKELY	\$470.71
SDA	214144	10/31/19	Savings Deposit Account - BANK OF CHINA	\$7,669.68
Totals for Period:				\$43,597.42




Geneva C.U.S.D. #304

Statement Period

Oct 1, 2019 to Oct 31, 2019

SECURITY TRADE INTEREST

PURCHASE / SELL / MATURITY			Maturity						
Type	P / S / M	Holding ID	Settlement Date	Date	Description	CUSIP#	Cost	Trade Interest	Net Proceeds
SEC	P	45167	10/03/19	05/15/20	US TREASURY N/B	912828X96	\$3,181,512.50	\$18,299.35	\$3,199,811.85
SEC	P	45166	10/03/19	05/31/20	US TREASURY N/B	9128284Q0	\$1,090,055.16	\$9,255.46	\$1,099,310.62
SEC	M	29317	10/15/19	10/15/19	SEC - 29317 - BALTIMORE MD REF-CONSOL PUBLIC IMPT-SER B	059189RF9	\$832,606.60	\$2,863.19	\$835,469.79
Totals for Period:							\$5,104,174.26	\$30,418.00	\$5,134,592.26



Geneva C.U.S.D. #304

Statement Period
Oct 1, 2019 to Oct 31, 2019

CURRENT PORTFOLIO

Type	Code	Holding ID	Trade	Settle	Maturity	Description	Cost	Rate	Face/Par	Market Value
LIQ				10/31/19		LIQ Account Balance	\$1,632.38	1.750%	\$1,632.38	\$1,632.38
MAX				10/31/19		MAX Account Balance	\$4,046,978.37	1.810%	\$4,046,978.37	\$4,046,978.37
SDA	6	214144-1		10/31/19		Savings Deposit Account - BANK OF CHINA	\$4,050,226.30	1.850%	\$4,050,226.30	\$4,050,226.30
CD	C	277346-1	09/25/19	09/25/19	11/26/19	BANKUNITED NA	\$2,900,000.00	1.820%	\$2,908,965.37	\$2,900,000.00
CD	C	277345-1	09/25/19	09/25/19	12/09/19	BANKUNITED NA	\$3,900,000.00	1.820%	\$3,914,587.19	\$3,900,000.00
CD	N	271738-1	06/12/19	06/12/19	12/11/19	FIRST CAPITAL BANK	\$247,200.00	2.200%	\$249,911.75	\$247,200.00
CD	N	271739-1	06/12/19	06/12/19	12/11/19	BREMER BANK, NA	\$247,200.00	2.220%	\$249,936.41	\$247,200.00
CD	N	271740-1	06/12/19	06/12/19	12/11/19	ORRSTOWN BANK	\$247,300.00	2.160%	\$249,963.53	\$247,300.00
CD	N	271754-1	06/13/19	06/13/19	12/19/19	STATE BANK OF NEW RICHLAND	\$247,100.00	2.203%	\$249,918.11	\$247,100.00
CD	N	271755-1	06/13/19	06/13/19	12/19/19	FIRST NATIONAL BANK / THE FIRST, NA	\$247,100.00	2.204%	\$249,919.82	\$247,100.00
DTC	N	44105-1	06/12/19	06/19/19	12/19/19	CATHAY BANK (2.350%) 149159NH4	\$247,122.46	2.250%	\$247,000.00	\$247,258.36
DTC	N	44109-1	06/12/19	06/19/19	12/19/19	MIZUHO BANK USA (2.300%) 60688MB60	\$247,122.49	2.200%	\$247,000.00	\$247,241.81
DTC	N	44106-1	06/12/19	06/21/19	12/20/19	IBERIABANK/LA (2.350%) 45083ANA6	\$247,121.80	2.250%	\$247,000.00	\$247,263.55
DTC	N	44113-1	06/12/19	06/20/19	12/20/19	SAFRA NATIONAL BANK (2.350%) 78658Q6N8	\$247,159.22	2.220%	\$247,000.00	\$247,263.55
CD	1	274049-1	07/10/19	07/10/19		Bank OZK (LOC)	\$3,000,000.00	2.000%	\$3,027,456.90	\$3,000,000.00
CD	1	277652-1	10/02/19	10/02/19	12/24/19	CITIBANK NA	\$1,000,000.00	1.623%	\$1,003,690.66	\$1,000,000.00
CDR	CDR	273099-1	06/27/19	06/27/19	12/26/19	Arbor Bank	\$244,988.51	2.161%	\$247,628.57	\$244,988.51
CDR	CDR	273099-10	06/27/19	06/27/19	12/26/19	Provident Bank	\$244,988.51	2.161%	\$247,628.57	\$244,988.51
CDR	CDR	273099-11	06/27/19	06/27/19	12/26/19	Centier Bank	\$244,988.51	2.161%	\$247,628.57	\$244,988.51
CDR	CDR	273099-12	06/27/19	06/27/19	12/26/19	Katahdin Trust Company	\$244,988.51	2.161%	\$247,628.57	\$244,988.51
CDR	CDR	273099-13	06/27/19	06/27/19	12/26/19	Broadway Federal Bank, F.S.B.	\$244,988.51	2.161%	\$247,628.57	\$244,988.51
CDR	CDR	273099-14	06/27/19	06/27/19	12/26/19	Eclipse Bank, Inc.	\$244,988.51	2.161%	\$247,628.57	\$244,988.51
CDR	CDR	273099-15	06/27/19	06/27/19	12/26/19	C US Bank	\$244,988.51	2.161%	\$247,628.57	\$244,988.51
CDR	CDR	273099-16	06/27/19	06/27/19	12/26/19	Howard Bank	\$244,988.51	2.161%	\$247,628.57	\$244,988.51
CDR	CDR	273099-17	06/27/19	06/27/19	12/26/19	Bank Plus	\$244,988.51	2.161%	\$247,628.57	\$244,988.51
CDR	CDR	273099-18	06/27/19	06/27/19	12/26/19	TexStar National Bank	\$244,988.51	2.161%	\$247,628.57	\$244,988.51
CDR	CDR	273099-19	06/27/19	06/27/19	12/26/19	First Bank of Highland Park	\$244,988.51	2.161%	\$247,628.57	\$244,988.51

Questions? Please call 630 657 6400

(10385-116) GENERAL FUND | Page 11 of 18

CURRENT PORTFOLIO

Type	Code	Holding ID	Trade	Settle	Maturity	Description	Cost	Rate	Face/Par	Market Value
CDR	CDR	273099-2	06/27/19	06/27/19	12/26/19	Signature Bank	\$244,988.51	2.161%	\$247,628.57	\$244,988.51
CDR	CDR	273099-20	06/27/19	06/27/19	12/26/19	RepublicBankAz, N.A.	\$244,988.51	2.161%	\$247,628.57	\$244,988.51
CDR	CDR	273099-21	06/27/19	06/27/19	12/26/19	CORNERSTONE BANK	\$244,988.51	2.161%	\$247,628.57	\$244,988.51
CDR	CDR	273099-22	06/27/19	06/27/19	12/26/19	Southern States Bank	\$244,988.51	2.161%	\$247,628.57	\$244,988.51
CDR	CDR	273099-23	06/27/19	06/27/19	12/26/19	CapStar Bank	\$244,988.51	2.161%	\$247,628.57	\$244,988.51
CDR	CDR	273099-24	06/27/19	06/27/19	12/26/19	Live Oak Banking Company	\$244,988.51	2.161%	\$247,628.57	\$244,988.51
CDR	CDR	273099-25	06/27/19	06/27/19	12/26/19	CrossFirst Bank	\$244,988.51	2.161%	\$247,628.57	\$244,988.51
CDR	CDR	273099-26	06/27/19	06/27/19	12/26/19	FirstBank	\$244,988.51	2.161%	\$247,628.57	\$244,988.51
CDR	CDR	273099-27	06/27/19	06/27/19	12/26/19	Heritage Bank National Association	\$244,988.51	2.161%	\$247,628.57	\$244,988.51
CDR	CDR	273099-28	06/27/19	06/27/19	12/26/19	OLD SECOND NATIONAL BANK	\$244,988.51	2.161%	\$247,628.57	\$244,988.51
CDR	CDR	273099-29	06/27/19	06/27/19	12/26/19	Landmark National Bank	\$244,988.51	2.161%	\$247,628.57	\$244,988.51
CDR	CDR	273099-3	06/27/19	06/27/19	12/26/19	First National Bank, Sallisaw	\$244,988.51	2.161%	\$247,628.57	\$244,988.51
CDR	CDR	273099-30	06/27/19	06/27/19	12/26/19	Fairfield National Bank	\$244,988.51	2.161%	\$247,628.57	\$244,988.51
CDR	CDR	273099-31	06/27/19	06/27/19	12/26/19	First State Bank	\$244,988.51	2.161%	\$247,628.57	\$244,988.51
CDR	CDR	273099-32	06/27/19	06/27/19	12/26/19	Peoples Bank, National Association	\$244,988.51	2.161%	\$247,628.57	\$244,988.51
CDR	CDR	273099-33	06/27/19	06/27/19	12/26/19	Cass Commercial Bank	\$244,988.51	2.161%	\$247,628.57	\$244,988.51
CDR	CDR	273099-34	06/27/19	06/27/19	12/26/19	Kentucky Bank	\$244,988.51	2.161%	\$247,628.57	\$244,988.51
CDR	CDR	273099-35	06/27/19	06/27/19	12/26/19	First Farmers and Merchants Bank	\$244,988.51	2.161%	\$247,628.57	\$244,988.51
CDR	CDR	273099-36	06/27/19	06/27/19	12/26/19	Citizens Alliance Bank	\$244,988.51	2.161%	\$247,628.57	\$244,988.51
CDR	CDR	273099-37	06/27/19	06/27/19	12/26/19	Mabrey Bank / Citizens Security Bank & Trust Company	\$244,988.51	2.161%	\$247,628.57	\$244,988.51
CDR	CDR	273099-38	06/27/19	06/27/19	12/26/19	TOWN AND COUNTRY BANK	\$105,436.82	2.161%	\$106,573.03	\$105,436.82
CDR	CDR	273099-39	06/27/19	06/27/19	12/26/19	Jersey Shore State Bank	\$70,125.67	2.161%	\$70,881.36	\$70,125.67
CDR	CDR	273099-4	06/27/19	06/27/19	12/26/19	Israel Discount Bank of New York	\$244,988.51	2.161%	\$247,628.57	\$244,988.51
CDR	CDR	273099-40	06/27/19	06/27/19	12/26/19	CENTRAL BANK OF OKLAHOMA / ONB Bank and Trust Company	\$9,862.64	2.161%	\$9,968.93	\$9,862.64
CDR	CDR	273099-5	06/27/19	06/27/19	12/26/19	TIAA, FSB / Everbank	\$244,988.51	2.161%	\$247,628.57	\$244,988.51
CDR	CDR	273099-6	06/27/19	06/27/19	12/26/19	Merrick Bank	\$244,988.51	2.161%	\$247,628.57	\$244,988.51
CDR	CDR	273099-7	06/27/19	06/27/19	12/26/19	Middlesex Federal Savings, F.A.	\$244,988.51	2.161%	\$247,628.57	\$244,988.51
CDR	CDR	273099-8	06/27/19	06/27/19	12/26/19	Landmark Bank, N.A.	\$244,988.51	2.161%	\$247,628.57	\$244,988.51
CDR	CDR	273099-9	06/27/19	06/27/19	12/26/19	River City Bank	\$244,988.51	2.161%	\$247,628.57	\$244,988.51
DTC	N	44112-1	06/12/19	06/26/19	12/26/19	CENTERSTATE BANK NA (2.300%) 15201QBP1	\$249,124.04	2.200%	\$249,000.00	\$249,281.62

Questions? Please call 630 657 6400

CURRENT PORTFOLIO

Type	Code	Holding ID	Trade	Settle	Maturity	Description	Cost	Rate	Face/Par	Market Value
DTC	N	44114-1	06/12/19	06/26/19	12/26/19	FIRST STATE BK BLAKELY (2.300%) 336466FB8	\$249,124.04	2.200%	\$249,000.00	\$249,281.62
DTC	N	44110-1	06/12/19	06/28/19	12/27/19	DEDHAM INSTITUTION (2.300%) 24367JBY0	\$247,109.64	2.210%	\$247,000.00	\$247,278.86
CD	1	277651-1	10/02/19	10/02/19	01/08/20	CITIBANK NA	\$800,000.00	1.710%	\$803,663.13	\$800,000.00
CD	N	271726-1	06/12/19	06/12/19	01/22/20	TEXAS CAPITAL BANK	\$246,500.00	2.271%	\$249,926.11	\$246,500.00
CD	N	271727-1	06/12/19	06/12/19	01/22/20	VILLAGE BANK & TRUST - WINTRUST	\$246,500.00	2.249%	\$249,902.72	\$246,500.00
CD	N	271728-1	06/12/19	06/12/19	01/22/20	CRYSTAL LAKE B&TC, NA - WINTRUST	\$246,500.00	2.249%	\$249,902.72	\$246,500.00
CD	N	271729-1	06/12/19	06/12/19	01/22/20	STATE BANK OF THE LAKES - WINTRUST	\$246,500.00	2.249%	\$249,902.72	\$246,500.00
CD	N	271730-1	06/12/19	06/12/19	01/22/20	ST. CHARLES B&TC - WINTRUST	\$246,500.00	2.249%	\$249,902.72	\$246,500.00
CD	N	271731-1	06/12/19	06/12/19	01/22/20	HINSDALE B&TC - WINTRUST	\$246,500.00	2.249%	\$249,902.72	\$246,500.00
CD	N	271732-1	06/12/19	06/12/19	01/22/20	LANDMARK COMMUNITY BANK	\$246,600.00	2.192%	\$249,917.08	\$246,600.00
CD	N	271733-1	06/12/19	06/12/19	01/22/20	MODERN BANK, NATIONAL ASSOCIATION	\$246,600.00	2.192%	\$249,917.08	\$246,600.00
CD	N	271734-1	06/12/19	06/12/19	01/22/20	GATEWAY FIRST BANK / FARMERS EXCHANGE BANK	\$246,600.00	2.182%	\$249,901.96	\$246,600.00
CD	N	271735-1	06/12/19	06/12/19	01/22/20	MECHANICS SAVINGS BANK	\$246,700.00	2.169%	\$249,975.26	\$246,700.00
CD	N	271736-1	06/12/19	06/12/19	01/22/20	BANK 7	\$246,600.00	2.216%	\$249,953.65	\$246,600.00
CD	N	271737-1	06/12/19	06/12/19	01/22/20	TBK BANK, SSB / THE NATIONAL BANK	\$246,700.00	2.151%	\$249,957.16	\$246,700.00
CD	1	277650-1	10/02/19	10/02/19	02/05/20	BMO HARRIS BANK, NA	\$3,200,000.00	1.720%	\$3,219,000.24	\$3,200,000.00
SEC	15	29321-1	02/27/13	03/04/13	02/15/20	LEWISTON ME REF-PUBLIC IMPT-SER A (4.000%) 52850CKJ3	\$494,478.60	1.320%	\$420,000.00	\$423,313.80
CD	1	271725-1	06/12/19	06/12/19	02/19/20	Bank OZK (LOC)	\$2,000,000.00	2.230%	\$2,030,799.21	\$2,000,000.00
CD	1	277649-1	10/02/19	10/02/19	02/19/20	CITIBANK NA	\$1,100,000.00	1.640%	\$1,106,900.55	\$1,100,000.00
CD	1	277648-1	10/02/19	10/02/19	03/04/20	CITIBANK NA	\$4,100,000.00	1.650%	\$4,128,466.02	\$4,100,000.00
CD	N	260569-1	09/05/18	09/05/18	03/05/20	EAGLEBANK	\$240,800.00	2.525%	\$249,926.87	\$240,800.00
TS	10	274206-1	07/15/19	07/15/19	03/11/20	ISDLAF+ TERM SERIES	\$2,000,000.00	2.200%	\$2,028,931.51	\$2,000,000.00
DTC	N	42826-1	09/05/18	09/12/18	03/12/20	UBS BANK USA (2.600%) 90348JDN7	\$249,000.00	2.600%	\$249,000.00	\$249,933.50
CD	1	277647-1	10/02/19	10/02/19	03/18/20	CITIBANK NA	\$500,000.00	1.630%	\$503,741.29	\$500,000.00
CD	N	276805-1	09/05/19	09/05/19	04/01/20	CIBC BANK USA / PRIVATE BANK - MI	\$247,500.00	1.751%	\$249,982.06	\$247,500.00
CDR	CDR	277606-1	10/03/19	10/03/19	04/02/20	Capitol Bank	\$246,435.78	1.810%	\$248,653.84	\$246,435.78
CDR	CDR	277606-10	10/03/19	10/03/19	04/02/20	ST. LOUIS BANK	\$246,435.78	1.810%	\$248,653.84	\$246,435.78
CDR	CDR	277606-11	10/03/19	10/03/19	04/02/20	United Community Bank	\$246,435.78	1.810%	\$248,653.84	\$246,435.78
CDR	CDR	277606-12	10/03/19	10/03/19	04/02/20	CBank	\$246,435.78	1.810%	\$248,653.84	\$246,435.78
CDR	CDR	277606-13	10/03/19	10/03/19	04/02/20	BOKF, National Association	\$246,435.78	1.810%	\$248,653.84	\$246,435.78

Questions? Please call 630 657 6400

CURRENT PORTFOLIO

Type	Code	Holding ID	Trade	Settle	Maturity	Description	Cost	Rate	Face/Par	Market Value
CDR	CDR	277606-14	10/03/19	10/03/19	04/02/20	Cornerstone National Bank & Trust Company	\$246,435.78	1.810%	\$248,653.84	\$246,435.78
CDR	CDR	277606-15	10/03/19	10/03/19	04/02/20	REVERE BANK	\$246,435.78	1.810%	\$248,653.84	\$246,435.78
CDR	CDR	277606-16	10/03/19	10/03/19	04/02/20	Northern Bank & Trust Company	\$246,435.78	1.810%	\$248,653.84	\$246,435.78
CDR	CDR	277606-17	10/03/19	10/03/19	04/02/20	Centreville Savings Bank	\$171,867.31	1.810%	\$173,414.21	\$171,867.31
CDR	CDR	277606-18	10/03/19	10/03/19	04/02/20	MutualBank	\$135,160.21	1.810%	\$136,376.67	\$135,160.21
CDR	CDR	277606-2	10/03/19	10/03/19	04/02/20	Wilson Bank and Trust	\$246,435.78	1.810%	\$248,653.84	\$246,435.78
CDR	CDR	277606-3	10/03/19	10/03/19	04/02/20	City First Bank of D.C., National Association	\$246,435.78	1.810%	\$248,653.84	\$246,435.78
CDR	CDR	277606-4	10/03/19	10/03/19	04/02/20	People's Bank of Seneca	\$246,435.78	1.810%	\$248,653.84	\$246,435.78
CDR	CDR	277606-5	10/03/19	10/03/19	04/02/20	Community Development Bank, FSB	\$246,435.78	1.810%	\$248,653.84	\$246,435.78
CDR	CDR	277606-6	10/03/19	10/03/19	04/02/20	Flagstar Bank, FSB	\$246,435.78	1.810%	\$248,653.84	\$246,435.78
CDR	CDR	277606-7	10/03/19	10/03/19	04/02/20	Great Southern Bank	\$246,435.78	1.810%	\$248,653.84	\$246,435.78
CDR	CDR	277606-8	10/03/19	10/03/19	04/02/20	ATLANTIC UNION BANK	\$246,435.78	1.810%	\$248,653.84	\$246,435.78
CDR	CDR	277606-9	10/03/19	10/03/19	04/02/20	FIRST INDEPENDENCE BANK	\$246,435.78	1.810%	\$248,653.84	\$246,435.78
DTC	N	45173-1	10/02/19	10/09/19	04/09/20	CITIZENS BANK NA/RI (1.850%) 75524KMP6	\$247,122.76	1.750%	\$247,000.00	\$247,284.05
DTC	N	45174-1	10/02/19	10/09/19	04/09/20	VALLEY NATL BK WAYNE (1.850%) 919853EU1	\$247,122.76	1.750%	\$247,000.00	\$247,284.05
DTC	N	45189-1	10/02/19	10/10/19	04/10/20	STERLING NATIONAL BANK/M (1.800%) 85942AAF6	\$247,122.79	1.700%	\$247,000.00	\$247,230.20
CD	N	277644-1	10/02/19	10/02/19	04/13/20	T BANK, NA	\$247,800.00	1.614%	\$249,926.37	\$247,800.00
CD	N	277645-1	10/02/19	10/02/19	04/13/20	PADUCAH BANK AND TRUST COMPANY	\$247,800.00	1.623%	\$249,936.96	\$247,800.00
CD	N	277646-1	10/02/19	10/02/19	04/13/20	FARMERS BANK & TRUST	\$247,800.00	1.620%	\$249,933.67	\$247,800.00
DTC	N	45168-1	10/02/19	10/11/19	04/13/20	ENTERPRISE BANK & TRUST (1.800%) 29367SJP0	\$247,136.54	1.690%	\$247,000.00	\$247,232.67
DTC	N	45184-1	10/02/19	10/15/19	04/15/20	SOUTHSIDE BANK (1.800%) 84470QKK2	\$247,122.79	1.700%	\$247,000.00	\$247,234.65
DTC	N	45186-1	10/02/19	10/16/19	04/16/20	C3BANK NA (1.750%) 22945RAD4	\$249,124.24	1.650%	\$249,000.00	\$249,179.28
DTC	N	45172-1	10/02/19	10/17/19	04/17/20	MONONA BANK (1.850%) 610092CS5	\$247,122.76	1.750%	\$247,000.00	\$247,293.68
DTC	N	45187-1	10/02/19	10/17/19	04/17/20	MONTGOMERY BANK NA (1.800%) 613118BW7	\$247,122.79	1.700%	\$247,000.00	\$247,236.13
DTC	N	45175-1	10/02/19	10/21/19	04/21/20	STATE BANK OF INDIA (1.850%) 856285RK9	\$247,122.76	1.750%	\$247,000.00	\$247,298.38
DTC	N	45185-1	10/02/19	10/29/19	04/29/20	WESTCHESTER BANK (1.750%) 95737JBA5	\$247,122.82	1.650%	\$247,000.00	\$247,184.51
CD	1	274048-1	07/10/19	07/10/19	05/12/20	Bank OZK (LOC)	\$2,500,000.00	2.030%	\$2,542,695.53	\$2,500,000.00
CD	1	277643-1	10/02/19	10/02/19	05/12/20	CITIBANK NA	\$900,000.00	1.610%	\$908,830.36	\$900,000.00
SEC	6	45167-1	10/02/19	10/03/19	05/15/20	US TREASURY N/B (1.500%) 912828X96	\$3,181,512.50	1.630%	\$3,184,000.00	\$3,182,258.35

CURRENT PORTFOLIO

Type	Code	Holding ID	Trade	Settle	Maturity	Description	Cost	Rate	Face/Par	Market Value
CD	N	269841-1	05/20/19	05/20/19	05/19/20	BANK OF CHINA	\$243,400.00	2.638%	\$249,820.51	\$243,400.00
SEC	6	45166-1	10/02/19	10/03/19	05/31/20	US TREASURY N/B (2.500%) 9128284Q0	\$1,090,055.16	1.640%	\$1,084,000.00	\$1,089,420.00
CD	N	277639-1	10/02/19	10/02/19	06/09/20	Bank OZK	\$244,600.00	1.660%	\$247,391.71	\$244,600.00
CD	N	277640-1	10/02/19	10/02/19	06/09/20	PRUDENTIAL BANK	\$244,600.00	1.660%	\$247,391.64	\$244,600.00
CD	N	277641-1	10/02/19	10/02/19	06/09/20	EUREKA HOMESTEAD	\$244,800.00	1.661%	\$247,595.76	\$244,800.00
CD	N	277642-1	10/02/19	10/02/19	06/09/20	VERITEX COMMUNITY BANK / GREEN BANK N.A.	\$244,800.00	1.661%	\$247,596.60	\$244,800.00
CD	N	271722-1	06/12/19	06/12/19	06/11/20	SERVISFIRST BANK	\$244,200.00	2.329%	\$249,872.93	\$244,200.00
CD	N	271723-1	06/12/19	06/12/19	06/11/20	ROCKFORD B&TC	\$244,300.00	2.293%	\$249,900.58	\$244,300.00
CD	N	271724-1	06/12/19	06/12/19	06/11/20	BEVERLY BANK & TRUST CO, NA-WINTRUST	\$244,300.00	2.247%	\$249,789.31	\$244,300.00
CD	C	260568-1	09/05/18	09/05/18	09/04/20	FIRST INTERNET BANK OF INDIANA	\$1,000,000.00	2.647%	\$1,053,235.54	\$1,000,000.00
DTC	N	42820-1	09/05/18	09/14/18	09/14/20	WELLS FARGO BANK NA (2.800%) 949763TU0	\$249,000.00	2.800%	\$249,000.00	\$251,476.55
DTC	N	42818-1	09/05/18	09/19/18	09/21/20	DISCOVER BANK (2.750%) 254673TS5	\$246,000.00	2.750%	\$246,000.00	\$248,372.67
CD	N	277638-1	10/02/19	10/02/19	09/30/20	CUSTOMERS BANK - LOC	\$243,700.00	1.670%	\$247,757.81	\$243,700.00
DTC	N	45169-1	10/02/19	10/09/19	10/08/20	BANK OF AMERICA NA (1.800%) 06051VM45	\$245,240.90	1.700%	\$245,000.00	\$245,281.02
CD	N	269840-1	05/20/19	05/20/19	11/10/20	SONABANK	\$240,600.00	2.538%	\$249,634.31	\$240,600.00
CD	N	271720-1	06/12/19	06/12/19	12/03/20	PACIFIC WESTERN BANK	\$241,400.00	2.316%	\$249,657.33	\$241,400.00
CD	N	271721-1	06/12/19	06/12/19	12/03/20	WESTERN ALLIANCE BANK / TORREY PINES BANK	\$241,400.00	2.328%	\$249,726.63	\$241,400.00
CD	N	276804-1	09/05/19	09/05/19	03/04/21	CFG COMMUNITY BANK	\$243,500.00	1.743%	\$249,847.05	\$243,500.00
CD	N	274047-1	07/10/19	07/10/19	07/09/21	MIDLAND STATES BANK	\$239,400.00	2.112%	\$249,556.41	\$239,400.00
DTC	N	44780-1	09/05/19	09/12/19	09/13/21	MORGAN STANLEY PVT BANK (1.800%) 61760AX95	\$247,000.00	1.800%	\$247,000.00	\$247,175.62
DTC	N	45171-1	10/02/19	10/10/19	10/12/21	MORGAN STANLEY BANK NA (1.850%) 61690ULU2	\$247,000.00	1.850%	\$247,000.00	\$247,394.21
Totals for Period:							\$69,786,650.91		\$70,277,689.31	\$69,724,189.74

Weighted Average Portfolio Yield: 1.936 %
 Weighted Average Portfolio Maturity: 125.39 Days

Portfolio Summary:

Type	Allocation (%)	Allocation (\$)	Description
LIQ	0.00%	\$1,632.38	Liquid Class Activity
MAX	5.80%	\$4,046,978.37	MAX Class Activity
CD	51.25%	\$35,731,400.00	Certificate of Deposit
CDR	19.36%	\$13,500,000.00	Certificate of Deposit

Deposit Codes:

- 1) FHLB
- 6) Promontory-BOC
- 10) Term Series
- C) Collateral
- N) Single FEIN
- CDR) CDARS Placement

Security Codes:

- 6) Treasury Note
- 15) Municipal Bond

Questions? Please call 630 657 6400

DTC	8.17%	\$5,698,960.54	Certificate of Deposit
SDA	5.81%	\$4,050,226.30	Savings Deposit Account
SEC	6.73%	\$4,694,992.15	Security (see applicable security code)
TS	2.87%	\$2,000,000.00	Term Series


Note: Weighted Yield & Weighted Average Portfolio Maturity are calculated using "Market Value" and are only based on the fixed rate investments (excluding SDA investments).

"Cost" is comprised of the total amount you paid for the investment including any fees and commissions.

"Rate" is the Net Yield to Maturity.

"Face/Par" is the amount received at maturity.

"Market Value" reflects the market value as reported by an independent third-party pricing service. Certificates of Deposit and Commercial Paper and other assets for which market pricing is not readily available from a third-party pricing service are listed at "Cost".



ISDLAF+ Monthly Statement



About Your Account and Statement

Securities and municipal advisory brokerage services (investments purchased with proceeds from a municipal securities issuance), and investments cleared through our clearing firm, Pershing LLC, are offered through PMA Securities, LLC, a broker-dealer and municipal advisor registered with the SEC and MSRB, and a member of FINRA and SIPC. All other products and brokerage services are generally provided by PMA Financial Network, LLC. Thus, certificates of deposit ("CD"), savings deposit accounts ("SDA") and commercial paper ("CP") may be executed through either PMA entity, as applicable, depending on whether the investment was purchased with proceeds derived from municipal securities. PMA Securities, LLC and PMA Financial Network, LLC are operated under common ownership and are affiliated with Prudent Man Advisors, LLC.

Fixed Rate Investment Activity

This section shows all of the fixed term investments purchased and sold, maturities, interest received, and activity. This will include all CD, SDA, CP, securities and money market funds purchased through PMA Financial Network, LLC or PMA Securities, LLC as applicable. It also shows the approximate market value of each security whose price is obtained from an independent source believed to be reliable. However, PMA cannot guarantee their accuracy. This data is provided for informational purposes only. Listed values should not be interpreted as an offer to buy or sell at a specific price. CD's and CP are listed at their original cost. Redemption of a CD prior to maturity may result in early withdrawal penalties. Market values are based on the last day of the month for which this report date range is ending. If the run date of this report is prior to the end of the current month, the market values are listed as equivalent to the cost values.

ISDLAF+ Activity

This section shows all of the activity in the Liquid and Max Class. The Average Rate represents the average net interest rate over the previous month which is then annualized. Income Summary represents the interest earned for the Month and Fiscal Year to Date.

Information regarding the ISDLAF+ investment objectives, risks, charges and expenses can be found in the ISDLAF+ information statement, which can be obtained at www.isdafplus.com or by calling PMA at the phone number listed.

An investment in the Multi-Class Series or any Term Series is not a bank deposit and is not insured or guaranteed by the Federal Deposit Insurance Corporation or any other governmental or private agency. Although the Liquid Class and MAX Class of the Multi-Class Series each seeks to maintain a stable value of \$1.00 per share, it is possible to lose money by investing in the Multi-Class Series. It is also possible to lose money by investing in a Term Series, which may impose a substantial penalty for redemption prior to the full term of the Series.

Money Market Fund

The Rate shown for the money market fund represents the average net interest rate over the previous month which is then annualized. Information regarding the money market fund's investment objectives, risks, charges and expenses can be found in the money market fund's prospectus, which can be obtained by calling PMA at the phone numbers listed. The performance data featured represents past performance, which is no guarantee of future results. Investment returns will fluctuate. Current performance may be higher or lower than the performance data quoted. Please call PMA for the most recent performance figures.

The performance data featured represents past performance, which is no guarantee of future results. Investment returns will fluctuate. Current performance may be higher or lower than the performance data quoted. Please call PMA for the most recent performance figures.

Additional Disclosures

All funds, and/or securities are located and safe kept in an account under the client's name at their custodial bank. Any certificates of deposit listed are located in the client's name at the respective bank. Any money market fund shares are held directly with the money market fund. It is recommended that any oral communications be re-confirmed in writing to further protect your rights, including rights under the Securities Investor Protection Act.

Debt Securities

Some debt securities are subject to redemption prior to maturity. In the event of a partial or whole call of a security, the securities call will be automatically selected on a random basis as is customary in the securities industry. The probability that your securities will be selected is proportional to the amount of your holdings relative to the total holdings. Redemption prior to maturity could affect the yield represented. Additional information is available upon request.

A financial statement of PMA Securities, LLC is available for inspection at its office or a copy will be mailed to you upon written request.

PLEASE ADVISE PMA AND OUR CLEARING FIRM, PERSHING LLC, IMMEDIATELY OF ANY INACCURACY OR DISCREPANCY ON YOUR STATEMENT. FOR A CHANGE OF ADDRESS OR QUESTIONS REGARDING YOUR ACCOUNT, PLEASE NOTIFY YOUR PMA REPRESENTATIVE. ANY ORAL COMMUNICATIONS SHOULD BE RE-CONFIRMED IN WRITING.

How to Contact PMA

Please call (630) 657-6400 or write to us at PMA, 2133 CityGate Lane, 7th Floor, Naperville, Illinois 60563.

How to Contact Pershing, LLC

Please call (201) 413-3330 or write to Pershing, LLC, One Pershing Plaza, Jersey City, New Jersey, 07399

In accordance with FINRA Rule 2267, PMA Securities, LLC is providing the following information in the event you wish to contact FINRA. You may call (800) 590-6500 or write to FINRA at 1735 K Street NW, Washington, D.C. 20006-1500. In addition to the public disclosure number (800) 239-9999, FINRA provides an investor brochure which describes their Public Disclosure Program. Additional information is also available at www.finra.org

This Page Intentionally Left Blank