

**Ector County Independent School District**  
**Zavala Elementary**  
**2023-2024 Campus Improvement Plan**

# Board Goals

**Board Goal 1:** Through foundational excellence, talent development and the learning journey, the percentage of students achieving or exceeding the meets standard on state assessments will increase from 32% to 60% by May 2024 across all tested content areas.

**Performance Objective 1:** 58% of all students in Grades K-2 will meet or exceed their end-of-year individual growth projections in MAP reading.

**High Priority**





**HB3 Board Goal**

**Indicators of Success:**

Growth (MAP) - % of student end of year RIT score met or exceeded individual growth projections based upon MAP - 2024 Goal: 58%, Academic Gaps - The performance of ECISD student subgroups compared to their peers across the state of Texas (Domain 3) - 2024 Goal: 51%, School Connectedness - The belief held by students that adults and peers in the school care about their learning as well as about them as individuals - 2024 Goal: 63%

**Evaluation Data Sources:** NWEA BOY, MOY, EOY, monthly Istation reports, HMH assessments, Short Cycle Assessments

Strategy 1 Details	Reviews			
<p><b>Strategy 1:</b> Teachers and administrators will use Data Driven Instruction from various data sources (Saxon assessments, Istation, LLI, MAP results, guided reading, running records, fluency folders) to ensure quality Tier 1 instruction, to analyze student work to ensure mastery of learning objectives.</p> <p><b>Strategy's Expected Result/Impact:</b> Rigor in lessons Growth in Istation Increase in their MAP growth score</p> <p><b>Staff Responsible for Monitoring:</b> Administrators, Teachers, Instructional Coach, Reading Coach</p> <p><b>Title I:</b> 2.4, 2.5 - <b>TEA Priorities:</b> Build a foundation of reading and math, Improve low-performing schools - <b>ESF Levers:</b> Lever 1: Strong School Leadership and Planning, Lever 4: High-Quality Instructional Materials and Assessments, Lever 5: Effective Instruction</p> <p><b>Funding Sources:</b> - Title One School-wide</p>	Formative			Summative
	Oct	Jan	Mar	May

Strategy 2 Details	Reviews			
<p><b>Strategy 2:</b> Zavala will utilize Guided Reading, Istation, and LLI to provide individualized and differentiated lessons for students.</p> <p><b>Strategy's Expected Result/Impact:</b> Increased MAP Growth Score Students will meet their monthly Istation goal</p> <p><b>Staff Responsible for Monitoring:</b> Teachers Administrators Reading Coach Instructional Coach</p> <p><b>Title I:</b> 2.4, 2.5</p> <p>- <b>TEA Priorities:</b> Build a foundation of reading and math, Improve low-performing schools</p> <p>- <b>ESF Levers:</b> Lever 2: Strategic Staffing, Lever 4: High-Quality Instructional Materials and Assessments, Lever 5: Effective Instruction</p>	Formative			Summative
	Oct	Jan	Mar	May
<div style="display: flex; justify-content: space-around; align-items: center;"> <span> No Progress</span> <span> Accomplished</span> <span> Continue/Modify</span> <span> Discontinue</span> </div>				

**Board Goal 1:** Through foundational excellence, talent development and the learning journey, the percentage of students achieving or exceeding the meets standard on state assessments will increase from 32% to 60% by May 2024 across all tested content areas.

**Performance Objective 2:** By May 2024, 58% of students, K-2nd, will reach their individual RIT growth scores in MAP Math.

**High Priority**





**HB3 Board Goal**

**Indicators of Success:**

Growth (MAP) - % of student end of year RIT score met or exceeded individual growth projections based upon MAP - 2024 Goal: 58%

**Evaluation Data Sources:** Short Cycle Assessments, NWEA (beginning of year, middle of year, end of year), teacher created assessments

Strategy 1 Details	Reviews			
<p><b>Strategy 1:</b> Teachers and administrators will utilize Data Driven Instruction from various data sources (Guided Math, Do the Math) to provide individualized and differentiated lessons for students and to ensure quality Tier 1 instruction, to analyze student work to ensure mastery of learning objectives. The DDI process will be used to disaggregate MAP data.</p> <p><b>Strategy's Expected Result/Impact:</b> Increased MAP math Growth Score Students will meet their MAP growth score</p> <p><b>Staff Responsible for Monitoring:</b> Leadership Team Teachers</p> <p><b>Title I:</b> 2.4, 2.5, 2.6</p> <p>- <b>TEA Priorities:</b> Build a foundation of reading and math, Improve low-performing schools</p> <p>- <b>ESF Levers:</b> Lever 4: High-Quality Instructional Materials and Assessments, Lever 5: Effective Instruction</p>	Formative			Summative
	Oct	Jan	Mar	May

Strategy 2 Details	Reviews			
<p><b>Strategy 2:</b> Zavala staff members will provide Math TEKS training and strategies for parents to help their children at home. Parent Data meetings will be held twice a year.</p> <p><b>Strategy's Expected Result/Impact:</b> Parent knowledge in Math Parent knowledge and awareness of student progress</p> <p><b>Staff Responsible for Monitoring:</b> Leadership Team Teachers Staff</p> <p><b>Title I:</b> 2.4, 2.6, 4.2</p> <p>- <b>TEA Priorities:</b> Build a foundation of reading and math, Improve low-performing schools</p> <p>- <b>ESF Levers:</b> Lever 3: Positive School Culture, Lever 4: High-Quality Instructional Materials and Assessments, Lever 5: Effective Instruction</p> <p><b>Funding Sources:</b> - Title One School-wide</p>	Formative			Summative
	Oct	Jan	Mar	May
Strategy 3 Details	Reviews			
<p><b>Strategy 3:</b> All students in PreK-2 will attend STEM classes to improve their Science, Technology, Engineering, and Math foundations.</p> <p><b>Strategy's Expected Result/Impact:</b> Teacher created assessments, teacher observation, NWEA Math MAP results</p> <p><b>Staff Responsible for Monitoring:</b> Administrators, teachers</p> <p><b>TEA Priorities:</b> Build a foundation of reading and math, Connect high school to career and college, Improve low-performing schools</p> <p>- <b>ESF Levers:</b> Lever 4: High-Quality Instructional Materials and Assessments, Lever 5: Effective Instruction</p>	Formative			Summative
	Oct	Jan	Mar	May
<div style="display: flex; justify-content: space-around; align-items: center;"> <div style="text-align: center;">  No Progress         </div> <div style="text-align: center;">  Accomplished         </div> <div style="text-align: center;">  Continue/Modify         </div> <div style="text-align: center;">  Discontinue         </div> </div>				

**Board Goal 1:** Through foundational excellence, talent development and the learning journey, the percentage of students achieving or exceeding the meets standard on state assessments will increase from 32% to 60% by May 2024 across all tested content areas.





**Performance Objective 3:** 65% of all Prekindergarten students will complete the 2023-2024 end-of-year Circle Assessment on track.

**High Priority**

**Indicators of Success:**

Academic Gaps - The performance of ECISD student subgroups compared to their peers across the state of Texas (Domain 3) - 2024 Goal: 51%

**Evaluation Data Sources:** CLI assessments administered two times a year, teacher created interventions and assessments

Strategy 1 Details	Reviews			
<p><b>Strategy 1:</b> PreK teachers will use the data from the beginning of year CLI assessment to create stations and provide interventions to meet the needs of their students.</p> <p><b>Strategy's Expected Result/Impact:</b> Student growth in the end of year CLI assessment</p> <p><b>Staff Responsible for Monitoring:</b> Teachers, aides, instructional coach, administrators</p> <p><b>Title I:</b> 2.4, 2.5, 2.6</p> <p>- <b>TEA Priorities:</b> Build a foundation of reading and math, Improve low-performing schools</p> <p>- <b>ESF Levers:</b> Lever 4: High-Quality Instructional Materials and Assessments, Lever 5: Effective Instruction</p>	Formative			Summative
	Oct	Jan	Mar	May
Strategy 2 Details	Reviews			
<p><b>Strategy 2:</b> Weekly lesson plans will demonstrate strategies that teach letters, alphabet principles through interactive letter walls, morning messages, literacy groups, and independent centers.</p> <p><b>Strategy's Expected Result/Impact:</b> PreK students will leave PreK with a strong literacy foundation</p> <p><b>Staff Responsible for Monitoring:</b> Classroom teachers, aides, administrators</p> <p><b>Title I:</b> 2.4, 2.6</p> <p>- <b>TEA Priorities:</b> Build a foundation of reading and math</p> <p>- <b>ESF Levers:</b> Lever 4: High-Quality Instructional Materials and Assessments, Lever 5: Effective Instruction</p>	Formative			Summative
	Oct	Jan	Mar	May
<div style="display: flex; justify-content: space-around; align-items: center;"> <span> No Progress</span> <span> Accomplished</span> <span> Continue/Modify</span> <span> Discontinue</span> </div>				

**Board Goal 2:** Through foundational excellence, talent development and the learning journey, the percentage of 3rd grade students reading at or above grade level will increase from 35% to 45% by May 2024.

**Performance Objective 1:** 60 % of Kindergarten-2nd grade students will read at or above grade level by May 2024.





**High Priority**

**Indicators of Success:**

Growth (MAP) - % of student end of year RIT score met or exceeded individual growth projections based upon MAP - 2024 Goal: 58%, Kindergarten Readiness - % of students meeting kindergarten readiness benchmark - 2024 Goal: 65%, Academic Gaps - The performance of ECISD student subgroups compared to their peers across the state of Texas (Domain 3) - 2024 Goal: 51%

**Evaluation Data Sources:** Istation, MAP, Saxon assessments, Fluency checks, running records, guided reading, walk throughs

Strategy 1 Details	Reviews			
<p><b>Strategy 1:</b> PreK-2nd grade teachers and the leadership team will implement the Data-Driven Instruction process, develop Know/Show charts, provide coaching, and ensure mastery of learning objectives during PLCs. PreK-2 grade teachers and the leadership team will attend the Elevate Conference to learn new strategies to improve instruction for the students they serve.</p> <p><b>Strategy's Expected Result/Impact:</b> Effective lesson plans, instructional delivery and data analysis</p> <p><b>Staff Responsible for Monitoring:</b> PreK-2 Grade Teachers Leadership Team</p> <p><b>Title I:</b> 2.4, 2.5</p> <p>- <b>TEA Priorities:</b> Build a foundation of reading and math, Improve low-performing schools</p> <p>- <b>ESF Levers:</b> Lever 4: High-Quality Instructional Materials and Assessments, Lever 5: Effective Instruction</p> <p><b>Funding Sources:</b> - Title One School-wide</p>	Formative			Summative
	Oct	Jan	Mar	May

Strategy 2 Details	Reviews			
<p><b>Strategy 2:</b> LLI and Soluciones intervention will be provided for struggling students 5 times a week for 30 minutes and Istation usage of 60 minutes a week.</p> <p><b>Strategy's Expected Result/Impact:</b> Student progress on Istation tests and MAP assessments</p> <p><b>Staff Responsible for Monitoring:</b> Teachers Leadership Team</p> <p><b>Title I:</b> 2.4, 2.5</p> <p>- <b>TEA Priorities:</b> Build a foundation of reading and math, Improve low-performing schools</p> <p>- <b>ESF Levers:</b> Lever 4: High-Quality Instructional Materials and Assessments, Lever 5: Effective Instruction</p>	Formative			Summative
	Oct	Jan	Mar	May
<div style="display: flex; justify-content: space-around; align-items: center;"> <div style="text-align: center;">  No Progress         </div> <div style="text-align: center;">  Accomplished         </div> <div style="text-align: center;">  Continue/Modify         </div> <div style="text-align: center;">  Discontinue         </div> </div>				



**Board Goal 2:** Through foundational excellence, talent development and the learning journey, the percentage of 3rd grade students reading at or above grade level will increase from 35% to 45% by May 2024.

**Performance Objective 2:** 58% of all Kinder-2nd grade students will show growth on their Reading MAP assessment.

**High Priority**





**HB3 Board Goal**

**Indicators of Success:**

Growth (MAP) - % of student end of year RIT score met or exceeded individual growth projections based upon MAP - 2024 Goal: 58%, Academic Gaps - The performance of ECISD student subgroups compared to their peers across the state of Texas (Domain 3) - 2024 Goal: 51%

**Evaluation Data Sources:** Monthly Istation reports, NWEA MAP administered three times a year, HMH assessments, Saxon assessments, Short Cycle Assessments, fluency checks, running records, guided reading

Strategy 1 Details	Reviews			
<p><b>Strategy 1:</b> Teachers and administrators will use Data Driven Instruction from various data sources (Saxon assessments, Istation, LLI, MAP results, guided reading, running records, fluency folders) to ensure quality Tier 1 instruction, to analyze student work to ensure mastery of learning objectives.</p> <p><b>Strategy's Expected Result/Impact:</b> Rigor in lessons Growth in Istation Increase in their MAP growth score</p> <p><b>Staff Responsible for Monitoring:</b> Administrators, Teachers, Instructional Coach, Reading Coach, Dyslexia Teacher, flex aides, instructional aides</p> <p><b>Title I:</b> 2.4, 2.5 - <b>TEA Priorities:</b> Build a foundation of reading and math, Improve low-performing schools - <b>ESF Levers:</b> Lever 4: High-Quality Instructional Materials and Assessments, Lever 5: Effective Instruction</p>	Formative			Summative
	Oct	Jan	Mar	May

Strategy 2 Details	Reviews			
<p><b>Strategy 2:</b> Zavala staff will utilize Guided Reading, Istation, and LLI to provide individualized and differentiated lessons for students.</p> <p><b>Strategy's Expected Result/Impact:</b> Student progress in monthly Istation tests and goals Increased MAP Growth Score</p> <p><b>Staff Responsible for Monitoring:</b> Teachers Administrators Reading Coach Instructional Coach</p> <p><b>Title I:</b> 2.4, 2.5</p> <p>- <b>TEA Priorities:</b> Build a foundation of reading and math, Improve low-performing schools</p> <p>- <b>ESF Levers:</b> Lever 4: High-Quality Instructional Materials and Assessments, Lever 5: Effective Instruction</p>	Formative			Summative
	Oct	Jan	Mar	May
<div style="display: flex; justify-content: space-around; align-items: center;"> <span> No Progress</span> <span> Accomplished</span> <span> Continue/Modify</span> <span> Discontinue</span> </div>				

**Board Goal 2:** Through foundational excellence, talent development and the learning journey, the percentage of 3rd grade students reading at or above grade level will increase from 35% to 45% by May 2024.

**Performance Objective 3:** 65% of all Prekindergarten student will complete the 2023-2024 end of year Circle Assessment on track.





**High Priority**

**HB3 Board Goal**

**Indicators of Success:**

Kindergarten Readiness - % of students meeting kindergarten readiness benchmark - 2024 Goal: 65%

**Evaluation Data Sources:** End of year Circle Assessments

Strategy 1 Details	Reviews			
<p><b>Strategy 1:</b> PreK teachers will use the data from the beginning of year CLI assessment to create stations and provide interventions to meet the needs of their students.</p> <p><b>Strategy's Expected Result/Impact:</b> Student growth in the end of year CLI assessment</p> <p><b>Staff Responsible for Monitoring:</b> Teachers, aides, instructional coach, administrators</p> <p><b>Title I:</b> 2.4, 2.5, 2.6</p> <p>- <b>TEA Priorities:</b> Build a foundation of reading and math, Improve low-performing schools</p> <p>- <b>ESF Levers:</b> Lever 4: High-Quality Instructional Materials and Assessments, Lever 5: Effective Instruction</p>	<b>Formative</b>			<b>Summative</b>
	<b>Oct</b>	<b>Jan</b>	<b>Mar</b>	<b>May</b>
Strategy 2 Details	Reviews			
<p><b>Strategy 2:</b> Weekly lesson plans will demonstrate strategies that teach letters, alphabet principles through interactive letter walls, morning messages, literacy groups, and independent centers.</p> <p><b>Strategy's Expected Result/Impact:</b> PreK students will leave PreK with a strong literacy foundation</p> <p><b>Staff Responsible for Monitoring:</b> Classroom teachers, aides, administrators</p> <p><b>Title I:</b> 2.4, 2.6</p> <p>- <b>TEA Priorities:</b> Build a foundation of reading and math</p> <p>- <b>ESF Levers:</b> Lever 4: High-Quality Instructional Materials and Assessments, Lever 5: Effective Instruction</p>	<b>Formative</b>			<b>Summative</b>
	<b>Oct</b>	<b>Jan</b>	<b>Mar</b>	<b>May</b>
<div style="display: flex; justify-content: space-around; align-items: center;"> <span> No Progress</span> <span> Accomplished</span> <span> Continue/Modify</span> <span> Discontinue</span> </div>				





**Board Goal 3:** Through foundational excellence, talent development and the learning journey, the percentage of high school graduates considered College, Career or Military Ready will increase from 56% to 65% by May 2024.

**Performance Objective 1:** Zavala students will utilize AVID planners to promote college readiness.

**Indicators of Success:**

Postsecondary enrollment - % of graduates enrolled in technical, two-year, four-year college, or enlists in the military one year after graduation - 2024 Goal: 65%, Postsecondary enrollment - % of graduates who complete a technical, two-year, four-year certificate or degree program or four years of service in the military within six years of their high school graduation date - 65%

**Evaluation Data Sources:** Walkthroughs by Leadership Team

Strategy 1 Details	Reviews			
<p><b>Strategy 1:</b> 2nd Grade Teachers will receive training and expectations for AVID Binder setup and organization.  <b>Strategy's Expected Result/Impact:</b> 100% of 2nd-grade students use binders, planners, and organizational tools correctly.  <b>Staff Responsible for Monitoring:</b> Teachers, Leadership Team</p> <p><b>TEA Priorities:</b>            Build a foundation of reading and math, Improve low-performing schools  <b>- ESF Levers:</b>            Lever 1: Strong School Leadership and Planning, Lever 3: Positive School Culture, Lever 5: Effective Instruction</p>	<b>Formative</b>			<b>Summative</b>
	<b>Oct</b>	<b>Jan</b>	<b>Mar</b>	<b>May</b>
Strategy 2 Details	Reviews			
<p><b>Strategy 2:</b> 2nd grade students will use two and three column notes.  <b>Strategy's Expected Result/Impact:</b> 100% of 2nd grade students will use two and three column notes.  <b>Staff Responsible for Monitoring:</b> 2nd grade teachers            Administrators</p> <p><b>Title I:</b>            2.4  <b>- TEA Priorities:</b>            Build a foundation of reading and math, Improve low-performing schools  <b>- ESF Levers:</b>            Lever 1: Strong School Leadership and Planning, Lever 3: Positive School Culture, Lever 5: Effective Instruction</p>	<b>Formative</b>			<b>Summative</b>
	<b>Oct</b>	<b>Jan</b>	<b>Mar</b>	<b>May</b>
<div style="display: flex; justify-content: space-around; align-items: center;"> <span> No Progress</span> <span> Accomplished</span> <span> Continue/Modify</span> <span> Discontinue</span> </div>				

**Board Goal 3:** Through foundational excellence, talent development and the learning journey, the percentage of high school graduates considered College, Career or Military Ready will increase from 56% to 65% by May 2024.

**Performance Objective 2:** Student attendance will increase from 90.3% to 95%.

**High Priority**





**HB3 Board Goal**

**Indicators of Success:**

Attendance - % of student daily attendance - 2024 Goal: 95%

**Evaluation Data Sources:** Weekly reports

Attendance final year report

Strategy 1 Details	Reviews			
<p><b>Strategy 1:</b> Zavala staff (teachers, administrators, counselor, office staff) will contact parents and document in Eduphoria on contact form.</p> <p><b>Strategy's Expected Result/Impact:</b> Attendance goal of 95%</p> <p><b>Staff Responsible for Monitoring:</b> Administrators, classroom teachers, counselor, attendance clerks, parents</p> <p><b>Title I:</b> 2.6</p> <p>- <b>TEA Priorities:</b> Improve low-performing schools</p> <p>- <b>ESF Levers:</b> Lever 3: Positive School Culture, Lever 5: Effective Instruction</p>	<b>Formative</b>			<b>Summative</b>
	<b>Oct</b>	<b>Jan</b>	<b>Mar</b>	<b>May</b>
Strategy 2 Details	Reviews			
<p><b>Strategy 2:</b> Zavala Elementary will provide incentives for perfect attendance goals met monthly and every nine weeks.</p> <p><b>Strategy's Expected Result/Impact:</b> Attendance goal of 95%</p> <p><b>Staff Responsible for Monitoring:</b> Administrators, classroom teachers, counselor, attendance clerks, parents</p> <p><b>Title I:</b> 2.5, 2.6</p> <p>- <b>TEA Priorities:</b> Improve low-performing schools</p> <p>- <b>ESF Levers:</b> Lever 3: Positive School Culture, Lever 5: Effective Instruction</p>	<b>Formative</b>			<b>Summative</b>
	<b>Oct</b>	<b>Jan</b>	<b>Mar</b>	<b>May</b>
<div style="display: flex; justify-content: space-around; align-items: center;"> <span> No Progress</span> <span> Accomplished</span> <span> Continue/Modify</span> <span> Discontinue</span> </div>				





**Board Goal 3:** Through foundational excellence, talent development and the learning journey, the percentage of high school graduates considered College, Career or Military Ready will increase from 56% to 65% by May 2024.

**Performance Objective 3:** Staff belonging will increase from 78% to 85% on the spring staff Panorama survey.

**Indicators of Success:**

School Connectedness - The belief held by students that adults and peers in the school care about their learning as well as about them as individuals - 2024 Goal: 63%

**Evaluation Data Sources:** Panorama survey, staff feedback

Strategy 1 Details	Reviews			
<p><b>Strategy 1:</b> Establish campus committees to increase teacher voice on campus and promote teamwork.  <b>Strategy's Expected Result/Impact:</b> Improve school climate and morale. Increase teacher retention.  <b>Staff Responsible for Monitoring:</b> Administrators, committees</p> <p><b>TEA Priorities:</b>                      Recruit, support, retain teachers and principals                      - <b>ESF Levers:</b>                      Lever 3: Positive School Culture</p>	<b>Formative</b>			<b>Summative</b>
	<b>Oct</b>	<b>Jan</b>	<b>Mar</b>	<b>May</b>
Strategy 2 Details	Reviews			
<p><b>Strategy 2:</b> Monthly staff luncheons, team building activities will be implemented to increase morale and staff connectiveness and a sense of belonging.  <b>Strategy's Expected Result/Impact:</b> Improved school climate and morale. Increase teacher retention.  <b>Staff Responsible for Monitoring:</b> Administrators</p> <p><b>TEA Priorities:</b>                      Recruit, support, retain teachers and principals                      - <b>ESF Levers:</b>                      Lever 3: Positive School Culture</p>	<b>Formative</b>			<b>Summative</b>
	<b>Oct</b>	<b>Jan</b>	<b>Mar</b>	<b>May</b>
<p style="text-align: center;">  No Progress                           Accomplished                           Continue/Modify                           Discontinue                 </p>				