



ATTENDANCE:
A HABIT OF CHAMPIONS

**SEPTEMBER
IS
ATTENDANCE
AWARENESS
MONTH**

SSAISD TOTAL ENROLLMENT

	2023-2024	2024-2025
Week 1	6931	7175 (+244)
Week 2	7215	7365 (+150)
Week 3	7292	7426 (+134)
Week 4	7329	7483 (+154)
Week 5	7342	7506 (+164)
Week 6	7328	7507 (+179) (as of 9/16/24)



ENROLLMENT BY ELEMENTARY


	Sept 15, 2023	Sept 16, 2024
Hutchins	433	439 (+6)
Carrillo	472	488 (+16)
Price	390	419 (+29)
Benavidez	647	674 (+27)
Madla	378	387 (+9)
Armstrong	322	326 (+4)
Five Palms	463	448 (-15)
Palo Alto	522	538 (+16)





ENROLLMENT BY MIDDLE SCHOOL


	Sept 15, 2023	Sept 16, 2024
Zamora	630	670 (+40)
Shepard	456	464 (+8)
Dwight	414	403 (-11)





ENROLLMENT BY HIGH SCHOOL


	Sept 15, 2023	Sept 16, 2024
South San	1667	2220 (+553)
West Campus	519	—
DAEP (MS & HS)	71	31 (-40)





ATTENDANCE PERCENTAGES

	2021-2022	2022-2023	2023-2024	2024-2025
1st Six Weeks	86.9%	92.4% (+5.5%)	92.8% (+.4%)	93.81% (+1.01%)
2nd Six Weeks	88.1%	90.0%	91.8%	
3rd Six Weeks	88.2%	89.2%	91.0%	
4th Six Weeks	77.5%	90.0%	89.1%	
5th Six Weeks	87.5%	89.8%	90.9%	
6th Six Weeks	87.6%	88.8%	90.3%	
TOTAL	86.3%	90.0%	91.0%	



ATTENDANCE BY CAMPUS

Monthly Campus Attendance %	AUG 2023	AUG 2024	DIFFERENCE
South San HS	92.3%	93.76%	+1.46%
DAEP	79.83%	83.47%	+3.64%
Dwight MS	93.27%	94.4%	+1.13%
Shepard MS	92.76%	94.18%	+1.42%
Zamora MS	93.54%	94.6%	+1.06%
Armstrong Elem	94.09%	94.02%	-.07%
Benavidez Elem	94.25%	94.78%	+.53%
Carrillo Elem	93.57%	94.9%	+1.33%
Five Palms Elem	94.79%	94.86%	+.07%
Hutchins Elem	94.58%	96.25%	+1.67%
Madla Elem	94.17%	93.76%	-.41%
Palo Alto Elem	89.38%	94.87%	+5.49%
Price Elem	94.35%	95.61%	+1.26%

2024



2025

JULY

S	M	T	W	T	F	S
	1	2	3	4	5	6
7	8	9	10	11	12	13
14	15	16	17	18	19	20
21	22	23	24	25	26	27
28	29	30	31			

AUGUST

S	M	T	W	T	F	S
	1	2	3			
4	5	6	7	8	9	10
11	12	13	14	15	16	17
18	19	20	21	22	23	24
25	26	27	28	29	30	31

SEPTEMBER

S	M	T	W	T	F	S
1	2	3	4	5	6	7
8	9	10	11	12	13	14
15	16	17	18	19	20	21
22	23	24	25	26	27	28
29	30					

OCTOBER

S	M	T	W	T	F	S
	1	2	3	4	5	
6	7	8	9	10	11	12
13	14	15	16	17	18	19
20	21	22	23	24	25	26
27	28	29	30	31		

NOVEMBER

S	M	T	W	T	F	S
					1	2
3	4	5	6	7	8	9
10	11	12	13	14	15	16
17	18	19	20	21	22	23
24	25	26	27	28	29	30

DECEMBER

S	M	T	W	T	F	S
1	2	3	4	5	6	7
8	9	10	11	12	13	14
15	16	17	18	19	20	21
22	23	24	25	26	27	28
29	30	31				



**ATTENDANCE:
A HABIT OF CHAMPIONS**

STUDENT HOLIDAY

STUDENT/TEACHER HOLIDAY

FIRST AND LAST DAY OF SCHOOL

PLEASE CONTACT THE SCHOOL
IF YOUR CHILD MUST BE ABSENT.
COMUNIQUESE CON LA ESCUELA
SI SU HIJO DEBE ESTAR AUSENTE.

JANUARY

S	M	T	W	T	F	S
			1	2	3	4
5	6	7	8	9	10	11
12	13	14	15	16	17	18
19	20	21	22	23	24	25
26	27	28	29	30	31	

FEBRUARY

S	M	T	W	T	F	S
						1
2	3	4	5	6	7	8
9	10	11	12	13	14	15
16	17	18	19	20	21	22
23	24	25	26	27	28	

MARCH

S	M	T	W	T	F	S
						1
2	3	4	5	6	7	8
9	10	11	12	13	14	15
16	17	18	19	20	21	22
23	24	25	26	27	28	29
30	31					

APRIL

S	M	T	W	T	F	S
	1	2	3	4	5	
6	7	8	9	10	11	12
13	14	15	16	17	18	19
20	21	22	23	24	25	26
27	28	29	30			

MAY

S	M	T	W	T	F	S
				1	2	3
4	5	6	7	8	9	10
11	12	13	14	15	16	17
18	19	20	21	22	23	24
25	26	27	28	29	30	31

JUNE

S	M	T	W	T	F	S
1	2	3	4	5	6	7
8	9	10	11	12	13	14
15	16	17	18	19	20	21
22	23	24	25	26	27	28
29	30					

**MAGNETS
FOR
EVERYONE!!**

ATTENDANCE INCENTIVE CALENDAR

2024

ATTENDANCE INCENTIVE CALENDAR

2025

AUGUST

S	M	T	W	T	F	S
						1
4	5	6	7	8	9	10
11	12	13	14	15	16	17
18	19	20	21	22	23	24
25	26	27	28	29	30	31

OCTOBER

S	M	T	W	T	F	S
		1	2	3	4	5
6	7	8	9	10	11	12
13	14	15	16	17	18	19
20	21	22	23	24	25	26
27	28	29	30	31		

DECEMBER


S	M	T	W	T	F	S
1	2	3	4	5	6	7
8	9	10	11	12	13	14
15	16	17	18	19	20	21
22	23	24	25	26	27	28
29	30	31				

SEPTEMBER

S	M	T	W	T	F	S
1	2	3	4	5	6	7
8	9	10	11	12	13	14
15	16	17	18	19	20	21
22	23	24	25	26	27	28
29	30					

NOVEMBER

S	M	T	W	T	F	S
						1
3	4	5	6	7	8	9
1	11	12	13	14	15	16
17	18	19	20	21	22	23
24	25	26	27	28	29	30



ATTENDANCE:
A HABIT OF CHAMPIONS

JANUARY

S	M	T	W	T	F	S
						1
5	6	7	8	9	10	11
12	13	14	15	16	17	18
19	20	21	22	23	24	25
26	27	28	29	30	31	

MARCH

S	M	T	W	T	F	S
						1
2	3	4	5	6	7	8
9	10	11	12	13	14	15
16	17	18	19	20	21	22
23	24	25	26	27	28	29
30	31					

MAY

S	M	T	W	T	F	S
						1
4	5	6	7	8	9	10
11	12	13	14	15	16	17
18	19	20	21	22	23	24
25	26	27	28	29	30	31

FEBRUARY

S	M	T	W	T	F	S
						1
2	3	4	5	6	7	8
9	10	11	12	13	14	15
16	17	18	19	20	21	22
23	24	25	26	27	28	

APRIL

S	M	T	W	T	F	S
						1
6	7	8	9	10	11	12
13	14	15	16	17	18	19
20	21	22	23	24	25	26
27	28	29	30			

#1: READY, SET, ATTEND!

#2: ATTENDANCE: A HABIT OF CHAMPIONS

#3: KEEP YOUR ATTENDANCE ON TRACK

#4: DON'T GHOST YOUR ATTENDANCE

#5: THANKFUL FOR THE JOURNEY

#6: MISS SCHOOL, MISS OUT

#7: KEEP YOUR MOMENTUM IN 2025



#8: ROSES ARE RED, VIOLETS ARE BLUE. ATTENDANCE MATTERS AND SO DO YOU


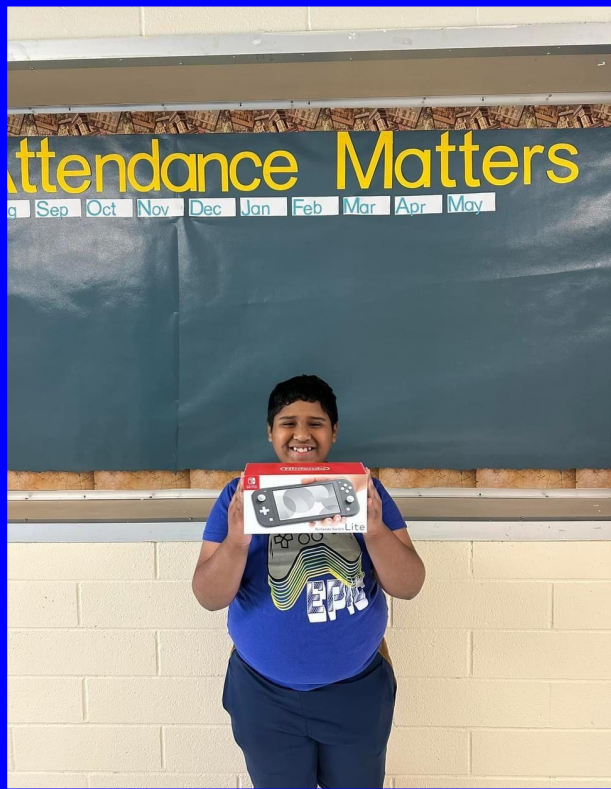
#9: MARCH MADNESS

#10: IT'S NOT OKAY TO BE AWAY


#11: SPECTACULAR ATTENDANCE

#12: ATTEND UNTIL THE END







Perfect Attendance Nintendo Switch Giveaway and a Pizza Party



Perfect Attendance Trophy & Weekly Perfect Attendance Winners



Raffle for students who have Perfect Attendance from
September 10th-30th.



Loteria for 6th graders with Perfect Attendance

ATTENDANCE MATTERS

A Habit of Champions

SEPTEMBER '24

📍 Prize Giveaways Every Week
BE HERE for a chance TO WIN



ATTENDANCE MATTERS

IN ONE SCHOOL YEAR


When a student misses 2 days a month, they will **MISS**

- 20 DAYS A YEAR
- 30 HOURS OF MATH
- 60 HOURS OF ELAR
- & OVER 1 YEAR OF SCHOOL BY GRADUATION





BATTLE OF THE GRADES
CONGRATULATIONS 6TH GRADE - 94%




SEPTEMBER ATTENDANCE CHALLENGE HOMECOMING TAILGATE

SEPTEMBER 4TH - SEPTEMBER 27

THE GRADE LEVEL WITH THE HIGHEST ATTENDANCE PERCENTAGE FOR THE MONTH OF SEPTEMBER WILL WIN A HOMECOMING TAILGATE ON SEPTEMBER 27, 2024

#BEPRESENTBEPOWERFUL





THANK



YOU

FOR YOUR SUPPORT