

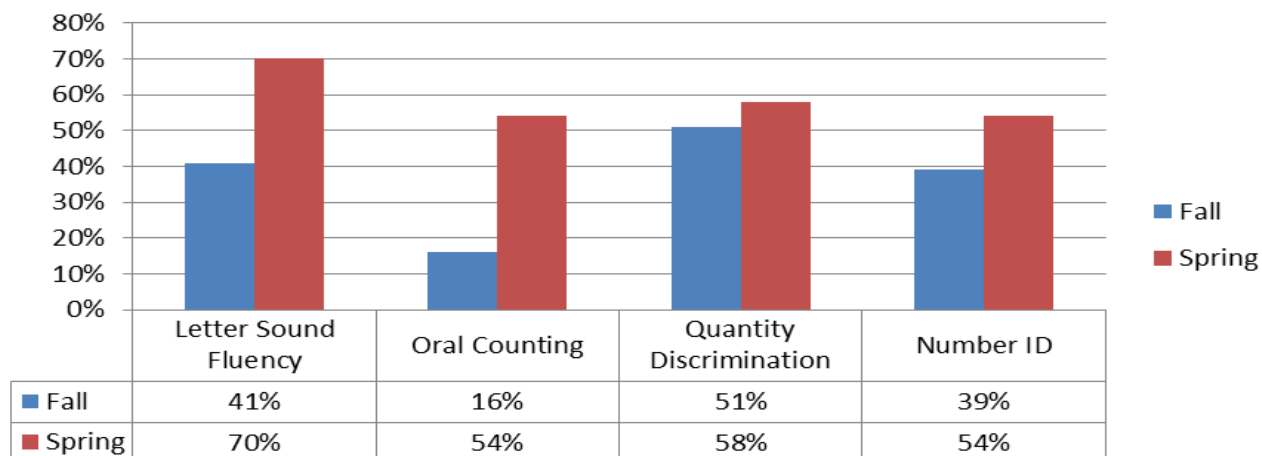
# Homedale Elementary School Memo



To: Homedale Board of Trustees, Superintendent Rob Sauer  
 From: Terri Vasquez, Principal  
 Date: June 12, 2017  
 Re: Report to Board of Trustees

## INSTRUCTIONAL BENCHMARK DATA:

### Kindergarten Benchmark Data

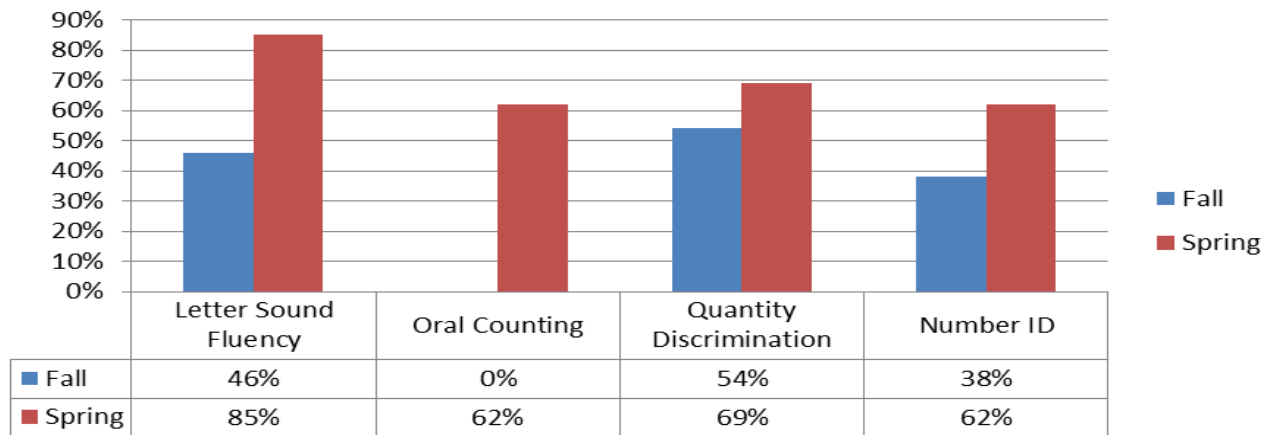


### Kindergarten MAP Data



There were 23 students who met their math goal, and 23 met their reading goal.

## Pre-First Benchmark Data

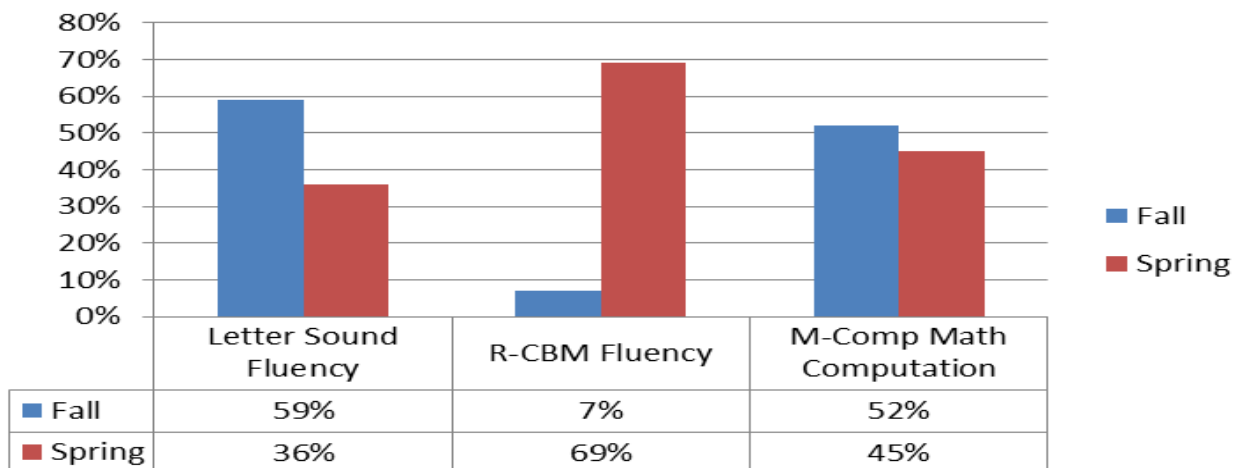


## Pre-First MAP Data



There were 7 students who met their Math goal, and 6 met their Reading goal.

## First Grade Benchmark Data

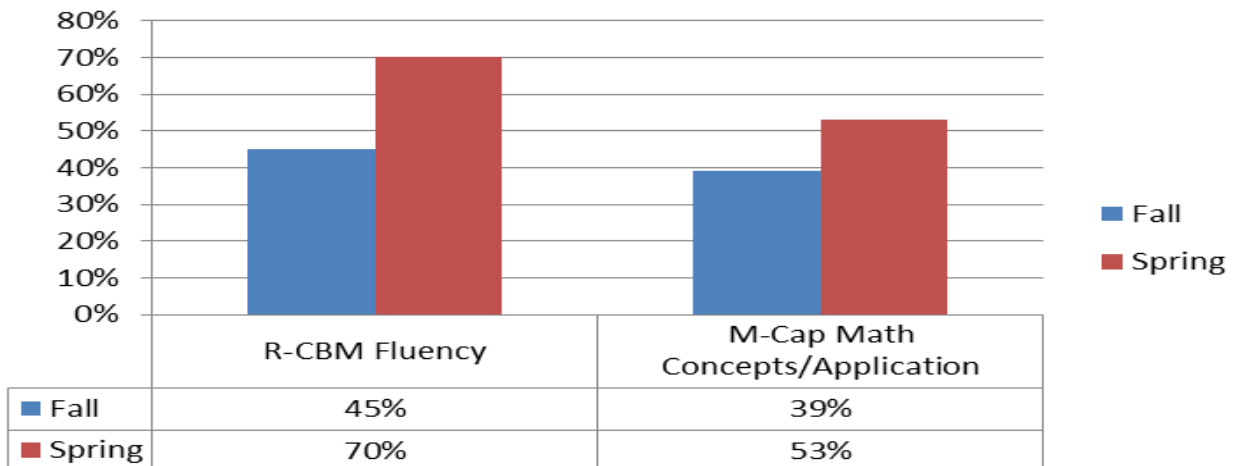


## First Grade MAP Data

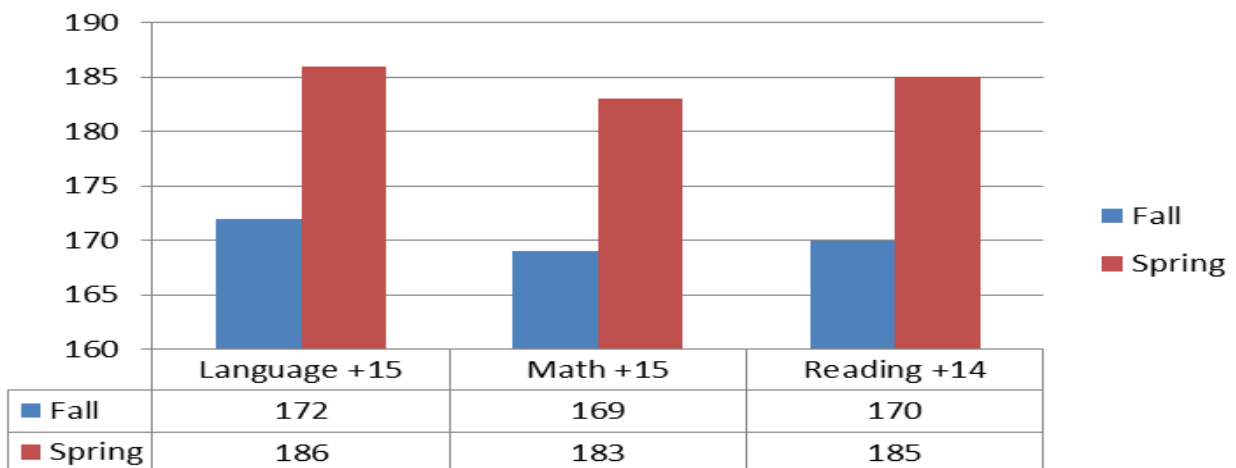


There were 47 students who met their Math goal, and 49 met their Reading goal.

## Second Grade Benchmark Data

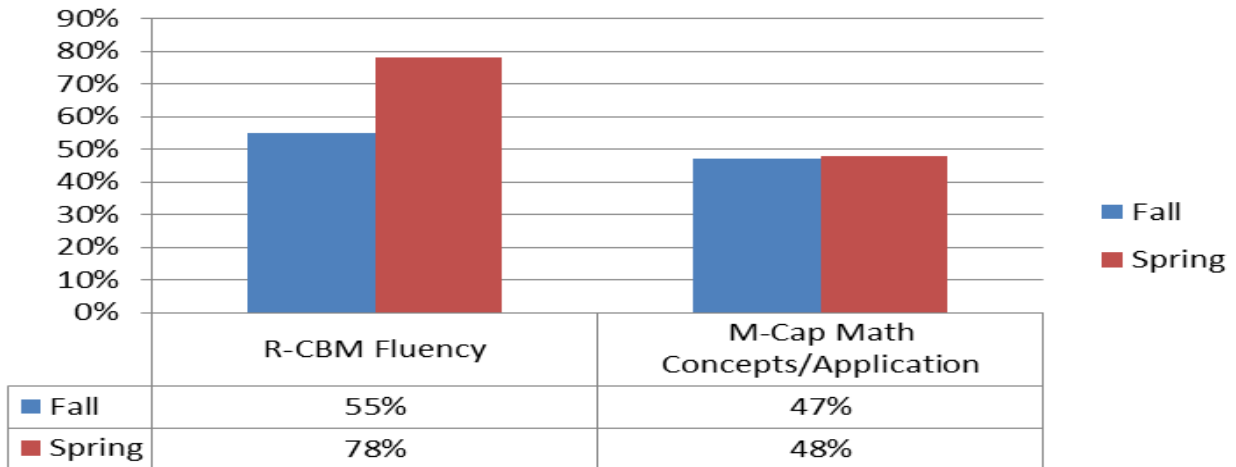


## Second Grade MAP Data

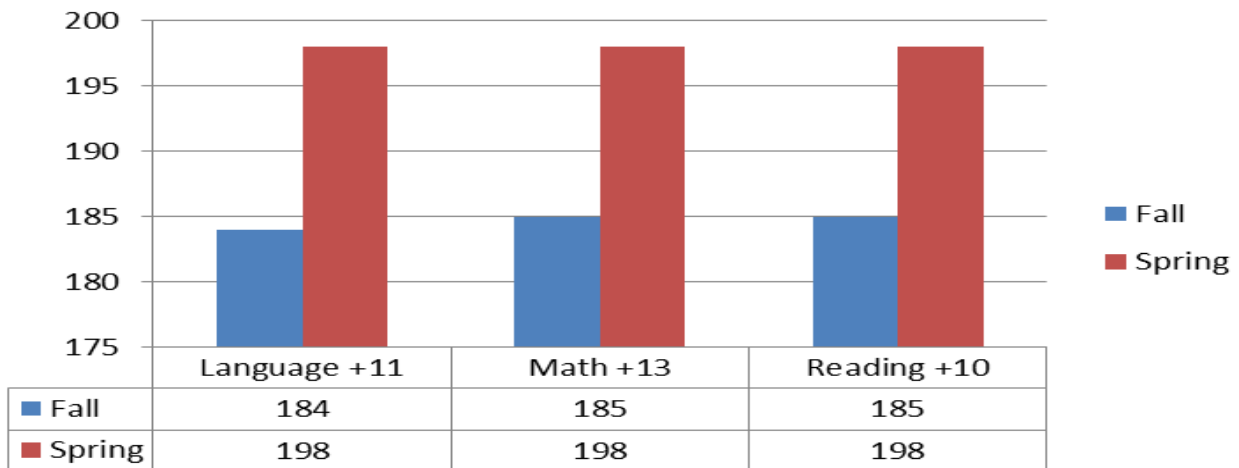


There were 48 students who met their Language goal, 31 met their Math goal, and 44 met their Reading goal.

## Third Grade Benchmark Data

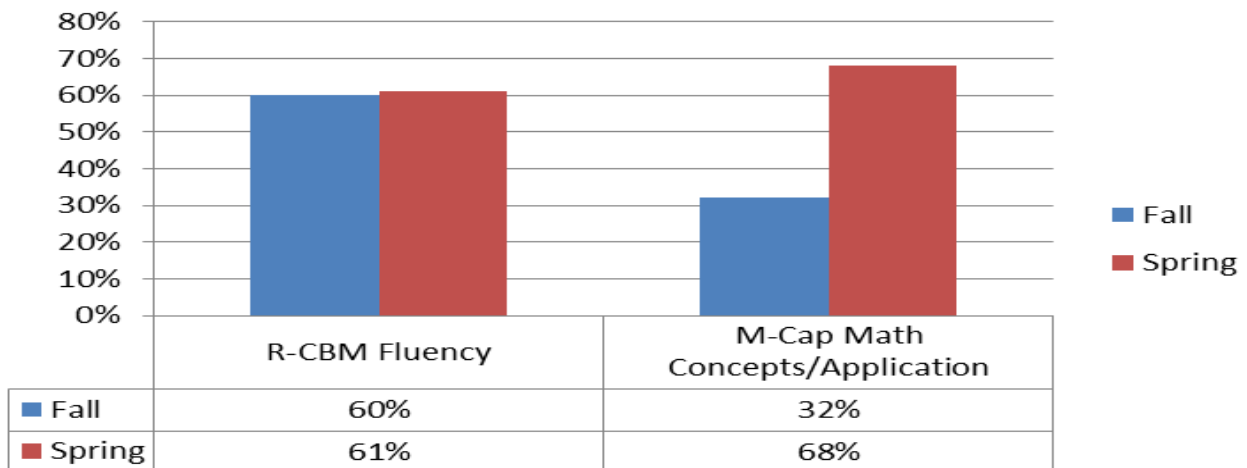


## Third Grade MAP Data

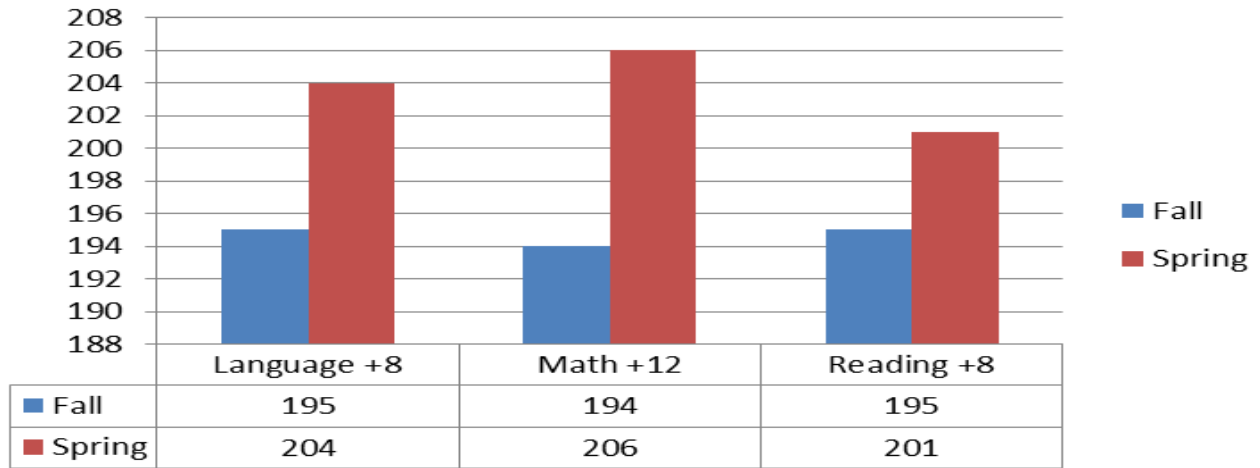


There were 56 students who met their Language goal, 45 met their Math goal, and 47 met their Reading goal.

## Fourth Grade Benchmark Data



## Fourth Grade MAP Data



There were 52 students who met their Language goal, 43 met their Math goal, and 35 met their Reading goal.

### ISAT DATA 2017:

#### THIRD GRADE

##### **ENGLISH/LANGUAGE ARTS**

##### **2017 ISAT**

Advanced	10 students = 11%	1 ELL
Proficient	23 students = 25%	5 ELL
Basic	31 students = 33%	1 SPED, 9 ELL
Below Basic	29 students = 31%	5 SPED, 14 ELL
<b>Prof/Adv = 36%</b>		

##### **READING**

##### **WRITING**

Above Standard	10 students - 11%	15 students = 16%
At/Near Standard	51 students = 55%	54 students = 58%
Below Standard	32 students = 34%	24 students = 26%

##### **LISTENING**

##### **RESEARCH/INQUIRY**

Above Standard	15 students = 16%	12 students = 13%
At/Near Standard	63 students - 68%	52 students = 56%
Below Standard	15 students = 16%	29 students = 31%

## THIRD GRADE

### MATH

#### 2017 ISAT

Advanced	8 students = 8%	2 ELL
Proficient	23 students = 25%	4 ELL
Basic	37 students = 40%	1 SPED, 10 ELL
Below Basic	25 students = 27%	5 SPED, 13 ELL
<b>Prof/Adv = 33%</b>		

#### COMMUNICATING REASONING

#### PROB. SOLVE/MODEL, DATA ANALYSIS

Above Standard	14 students = 15%	15 students = 16%
At/Near Standard	52 students = 57%	51 students = 56%
Below Standard	26 students = 28%	26 students = 28%

#### CONCEPTS & PROCEDURES

Above Standard	16 students = 17%
At/Near Standard	46 students = 50%
Below Standard	30 students = 33%

## FOURTH GRADE

### ENGLISH/LANG ARTS

#### 2016 ISAT (as 3<sup>rd</sup> graders)

#### 2017 ISAT

Advanced	12 students = 15%	3 ELL	12 students = 16%	
Proficient	18 students = 23%	5 ELL	16 students = 21%	1 ELL
Basic	14 students = 18%	1 SPED, 3 ELL	19 students = 26%	1 SPED
Below Basic	34 students = 44%	8 SPED, 18 ELL	28 students = 37%	5 SPED, 8 ELL
<b>Prof/Adv = 38%</b>			<b>Prof/Adv = 37%</b>	

#### READING

#### WRITING

Above Standard	14 students = 18%	10 students = 13%
At/Near Standard	31 students = 40%	35 students = 45%
Below Standard	33 students = 42%	33 students = 42%

#### RESEARCH/INQUIRY

#### LISTENING

#### RY

Above Standard	9 students = 12%	12 students = 15%
At/Near Standard	45 students = 58%	34 students = 44%
Below Standard	24 students = 30%	32 students = 41%

## FOURTH GRADE

MATH	2017 ISAT		2016 ISAT (as 3 <sup>rd</sup> graders)	
Advanced	9 students = 10%		8 students = 10%	
Proficient	24 students = 27%		22 students = 29%	1 ELL
Basic	21 students = 24%	2 SPED, 9 ELL	22 students = 29%	2 SPED, 4 ELL
Below Basic	34 students = 39%	7 SPED, 16 ELL	24 students = 32%	4 SPED, 7 ELL
	<b>Prof/Adv = 37%</b>		<b>Prof/Adv = 39%</b>	

	COMMUNICATING REASONING	PROB. SOLVE/MODEL, DATA ANALYSIS
Above Standard	12 students = 14%	13 students = 15%
At/Near Standard	38 students = 43%	35 students = 40%
Below Standard	38 students = 43%	40 students = 45%

	CONCEPTS & PROCEDURES
Above Standard	17 students = 19%
At/Near Standard	38 students = 32%
Below Standard	43 students = 49%

**BIKES FOR BOOKS:** Silver City Masonic Lodge #13 donated eight (8) bikes to be given away to students who read books between February 13<sup>th</sup> and May 18<sup>th</sup>. Each student had to read 10 books to be able to earn a ticket for the drawing. They could read as many books as they wanted to earn tickets. The 1<sup>st</sup> grade students read 1,300 books. The 2<sup>nd</sup> grade students read 2,330 books, up from 1,290 books last year. The 3<sup>rd</sup> grade students read 3,010 books, up from last year's 620 books, and 4<sup>th</sup> grade read 2,390 books, up from last year's 1,940 books. This year the students read 9,030 books compared to last year's total of 6,060 books. The students read 2,970 more books this year!! The winners were Elizabeth Harper & Alejandro Martinez (1<sup>st</sup> grade), Ashlyn Harkins & Joseph Daniel (2<sup>nd</sup> grade), Madelein Galaviz-Pellagaud & Zach Neil (3<sup>rd</sup> grade), Carolina Adams & Jorge Estrada (4<sup>th</sup> grade).




**Elementary Happenings:**

**Angel Walk Pledge Winners:**



**HHS Seniors "Walk the Halls":**







**Random Acts of Kindness:**

Fourth grade visits the Police Station with goodies.



**Blayze's Buddy Bench:**



**GT Projects:**



**Third Grade Ultimate Lunch for IRI Improvement:**



**Upcoming:**

- Aug 1-2      Registration
- Aug 14      Teachers begin
- Aug 17      Meet the Teacher Night
- Aug 21      First Day of School