








September 2018 Fall Benchmark

| ISIP Reading | | Star Reading | | ISIP Math | | Star Math | |
|----------------|-----|--------------|------|----------------|-----|-----------|-----|
| Grade 3 | | | | Grade 3 | | | |
| T-1 | 44% | T-1 | 23% | T-1 | 72% | T-1 | 32% |
| T-2 | 37% | T-2 | 38% | T-2 | 26% | T-2 | 41% |
| T-3 | 20% | T-3 | 38% | T-3 | 20% | T-3 | 27% |
| Grade 4 | | | | Grade 4 | | | |
| T-1 | 55% | T-1 | 38% | T-1 | 43% | T-1 | 22% |
| T-2 | 30% | T-2 | 22% | T-2 | 41% | T-2 | 65% |
| T-3 | 16% | T-3 | 40% | T-3 | 15% | T-3 | 13% |
| Grade 5 | | | | Grade 5 | | | |
| T-1 | 36% | T-1 | 17% | T-1 | 20% | T-1 | 11% |
| T-2 | 25% | T-2 | 37% | T-2 | 40% | T-2 | 39% |
| T-3 | 39% | T-3 | 46% | T-3 | 40% | T-3 | 50% |
| ISIP Reading | | Star Reading | | ISIP Math | | Star Math | |
| Grade 6 | | | | Grade 6 | | | |
| T-1 | 34% | T-1 | 21% | T-1 | 42% | T-1 | 6% |
| T-2 | 47% | T-2 | 24% | T-2 | 35% | T-2 | 47% |
| T-3 | 19% | T-3 | 55% | T-3 | 23% | T-3 | 47% |
| Grade 7 | | | | Grade 7 | | | |
| T-1 | 36% | T-1 | 37% | T-1 | 79% | T-1 | 22% |
| T-2 | 21% | T-2 | 28% | T-2 | 14% | T-2 | 34% |
| T-3 | 43% | T-3 | 35% | T-3 | 7% | T-3 | 44% |
| Grade 8 | | | | Grade 8 | | | |
| T-1 | 24% | T-1 | 27% | T-1 | 57% | T-1 | 22% |
| T-2 | 35% | T-2 | 44% | T-2 | 27% | T-2 | 40% |
| T-3 | 41% | T-3 | 29% | T-3 | 16% | T-3 | 38% |
| Grade 1 | | | | Grade 1 | | | |
| T-1 | 30% | T-1 | 100% | T-1 | 42% | T-1 | 32% |
| T-2 | 30% | T-2 | | T-2 | 33% | T-2 | 59% |
| T-3 | 40% | T-3 | | T-3 | 25% | T-3 | 9% |
| Grade 2 | | | | Grade 2 | | | |
| T-1 | 46% | T-1 | 36% | T-1 | 72% | T-1 | 45% |
| T-2 | 24% | T-2 | 46% | T-2 | 26% | T-2 | 36% |
| T-3 | 30% | T-3 | 18% | T-3 | 2% | T-3 | 19% |

| | | ISIP Reading | | | | | | |
|----------------|------|--------------|-----|------|------|----|----|-----|
| Kindergar | Sept | Oct | Nov | Dec | Jan | Fe | MA | May |
| Tier 1 | 16% | 30% | 34% | 4% | | | | |
| Tier 2 | 34% | 31% | 26% | | | | | |
| Tier 3 | 49% | 39% | 40% | 1% | | | | |
| Grade 1 | | | | | | | | |
| Tier 1 | 30% | 39% | 46% | 7% | | | | |
| Tier 2 | 30% | 30% | 32% | | | | | |
| Tier 3 | 40% | 30% | 21% | -9% | | | | |
| Grade 2 | | | | | | | | |
| Tier 1 | 46% | 59% | 59% | | | | | |
| Tier 2 | 24% | 15% | 12% | | | | | |
| Tier 3 | 30% | 26% | 29% | 3% | | | | |
| Grade 3 | | | | | | | | |
| Tier 1 | 44% | 54% | 44% | 71% | 27% | | | |
| Tier 2 | 37% | 27% | 31% | 14% | | | | |
| Tier 3 | 20% | 20% | 26% | 14% | -12% | | | |
| Grade 4 | | | | | | | | |
| Tier 1 | 55% | 61% | 63% | 2% | | | | |
| Tier 2 | 30% | 18% | 26% | | | | | |
| Tier 3 | 16% | 20% | 11% | -9% | | | | |
| Grade 5 | | | | | | | | |
| Tier 1 | 36% | 46% | 45% | -1% | | | | |
| Tier 2 | 25% | 15% | 18% | | | | | |
| Tier 3 | 39% | 38% | 36% | -2% | | | | |
| Grade 6 | | | | | | | | |
| Tier 1 | 36% | 48% | 35% | -13% | | | | |
| Tier 2 | 25% | 24% | 42% | | | | | |
| Tier 3 | 39% | 28% | 23% | -5% | | | | |

| | | ISIP Math | | | | | | |
|----------------|------|-----------|-----|-----|-----|----|----|-----|
| Kindergar | Sept | Oct | Nov | Dec | Jan | Fe | MA | May |
| Tier 1 | 38% | 44% | 53% | 9% | | | | |
| Tier 2 | 33% | 27% | 20% | | | | | |
| Tier 3 | 30% | 30% | 27% | -3% | | | | |
| Grade 1 | | | | | | | | |
| Tier 1 | 42% | 57% | 54% | -3% | | | | |
| Tier 2 | 33% | 29% | 30% | | | | | |
| Tier 3 | 25% | 14% | 16% | -2% | | | | |
| Grade 2 | | | | | | | | |
| Tier 1 | 69% | 69% | 76% | 7% | | | | |
| Tier 2 | 27% | 24% | 16% | | | | | |
| Tier 3 | 4% | 6% | 8% | -2% | | | | |
| Grade 3 | | | | | | | | |
| Tier 1 | 70% | 53% | 68% | 15% | | | | |
| Tier 2 | 13% | 20% | 8% | | | | | |
| Tier 3 | 18% | 28% | 24% | -4% | | | | |
| Grade 4 | | | | | | | | |
| Tier 1 | 43% | 60% | 56% | -4% | | | | |
| Tier 2 | 41% | 26% | 24% | | | | | |
| Tier 3 | 15% | 15% | 20% | 5% | | | | |
| Grade 5 | | | | | | | | |
| Tier 1 | 42% | 18% | 29% | 11% | | | | |
| Tier 2 | 35% | 41% | 34% | | | | | |
| Tier 3 | 23% | 41% | 37% | -4% | | | | |
| Grade 6 | | | | | | | | |
| Tier 1 | 42% | 55% | 66% | 10% | | | | |
| Tier 2 | 35% | 18% | 16% | | | | | |
| Tier 3 | 23% | 27% | 19% | -8% | | | | |

Feb Mar Apr May



Star Reading

Star Ma

| | Sept | Oct | Nov | Dec | Jan | Feb | Mar | Apr | May |
|-----------------|------|-----|-----|------|-----|-----|-----|-----|-----|
| Grade 7 | | | | | | | | | |
| Tier 1 | 17% | 15% | 25% | 10% | | | | | |
| Tier 2 | 35% | 32% | 30% | | | | | | |
| Tier 3 | 48% | 53% | 45% | -8% | | | | | |
| Grade 8 | | | | | | | | | |
| Tier 1 | 15% | 11% | 11% | -4% | | | | | |
| Tier 2 | 21% | 25% | 22% | | | | | | |
| Tier 3 | 64% | 64% | 67% | 3% | | | | | |
| Grade 9 | | | | | | | | | |
| Tier 1 | 5% | 0% | 0% | -5% | | | | | |
| Tier 2 | 22% | 9% | 23% | | | | | | |
| Tier 3 | 73% | 91% | 77% | -14% | | | | | |
| Grade 10 | | | | | | | | | |
| Tier 1 | 11% | 11% | 11% | | | | | | |
| Tier 2 | 18% | 0% | 32% | | | | | | |
| Tier 3 | 71% | 89% | 57% | -32% | | | | | |
| Grade 11 | | | | | | | | | |
| Tier 1 | 14% | 13% | 15% | 2% | | | | | |
| Tier 2 | 18% | 13% | 35% | | | | | | |
| Tier 3 | 68% | 74% | 50% | -24% | | | | | |
| Grade 12 | | | | | | | | | |
| Tier 1 | 4% | 0% | 6% | 6% | | | | | |
| Tier 2 | 30% | 28% | 22% | | | | | | |
| Tier 3 | 65% | 72% | 72% | | | | | | |

G7

| | Sept | Oct | Nov | Dec | Jan | Feb |
|--------|------|-----|-----|------|-----|-----|
| Tier 1 | 34 | 29% | 35% | 6% | | |
| Tier 2 | 18 | 18% | 25% | | | |
| Tier 3 | 44 | 53% | 40% | -13% | | |

G8

| | Sept | Oct | Nov | Dec | Jan | Feb |
|--------|------|-----|-----|-----|-----|-----|
| Tier 1 | 41 | 39% | 44% | 5% | | |
| Tier 2 | 35 | 35% | 25% | | | |
| Tier 3 | 24 | 26% | 25% | -1% | | |

G9

| | Sept | Oct | Nov | Dec | Jan | Feb |
|--------|------|-----|-----|-----|-----|-----|
| Tier 1 | 39 | 29% | 22% | -7% | | |
| Tier 2 | 21 | 26% | 29% | | | |
| Tier 3 | 39 | 45% | 49% | 4% | | |

G10

| | Sept | Oct | Nov | Dec | Jan | Feb |
|--------|------|-----|-----|------|-----|-----|
| Tier 1 | 50 | 18% | 36% | 18% | | |
| Tier 2 | 17 | 18% | 12% | | | |
| Tier 3 | 39 | 64% | 52% | -12% | | |

G11

| | Sept | Oct | Nov | Dec | Jan | Feb |
|--------|------|-----|-----|-----|-----|-----|
| Tier 1 | 50 | 51% | 53% | 2% | | |
| Tier 2 | 20 | 16% | 21% | | | |
| Tier 3 | 30 | 33% | 26% | -7% | | |

G12

| | Sept | Oct | Nov | Dec | Jan | Feb |
|--------|------|-----|-----|-----|-----|-----|
| Tier 1 | 62% | 58% | 60% | 2% | | |
| Tier 2 | 25% | 17% | 20% | | | |
| Tier 3 | 13% | 25% | 20% | -5% | | |

ath

Mar Apr **May**

