

Denton ISD K-8 Virtual Academy

Board Report
February 8, 2022



Agenda

- Our Journey
- Enrollment
- Academic progress
- Community feedback
- Celebrations
- Next steps

**Denton ISD K-8 Virtual
Academy Spiders**

**We learn and grow on
the web!**

Our Journey

March/April 2021

**Original
commitment
form opens**

May 2021

Staff hired

Hired staff to serve
initial enrollment.

All in district students
accepted.

June- August 2021

**Accepted
students**

New students were
accepted as long as
we had capacity.

September 2021

**Paused
enrollment**

Senate Bill 15 passed
with information
regarding remote
learning programs.

October 2021

**Updated K-8
Virtual
Academy
application
posted**

New enrollment
criteria for new
students meeting the
requirements from
Senate Bill 15 as a
guide.

January 2022

**New students
start second
semester**

Enrollment-First Semester

Date	Student enrollment
8/12/2021 (first day of school)	267
8/27/2021 (peak enrollment during the first 9 weeks)	350
12/17/2021 (end of 1st semester)	295

Waitlisted during the first nine weeks

- In district-155 students
- Out of district-130 students

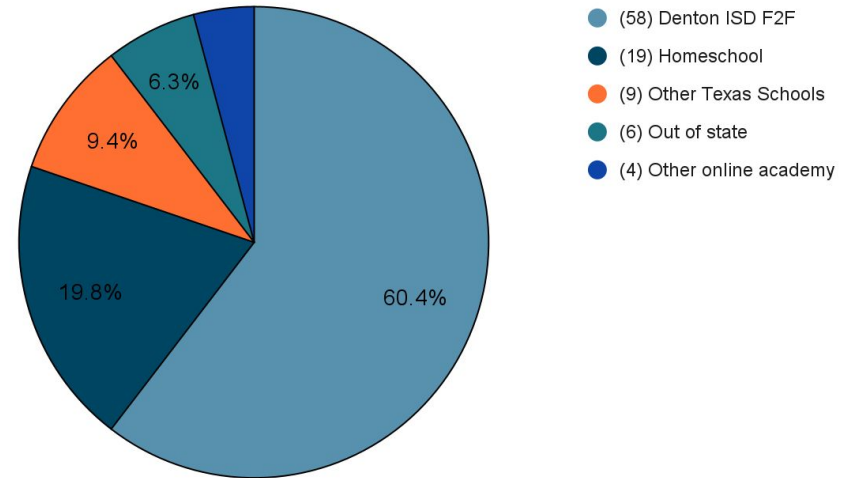
Students switching to a different program

Students switching to a different learning environment.	
End of First Nine Weeks	38
End of Second Nine weeks	58

Reasons:

- Received vaccine
- Not being successful or not a good fit
- Missed social interaction


Where did they go?



Enrollment Criteria

The enrollment criteria is following the requirements from the Texas Education Agency and Senate Bill 15 (September 2021).

Students academic performance and attendance information must be reviewed.



Current Enrollment data as of February 1, 2022

Returning students from 1st semester	260
New students	23
Total enrollment	283

Student Academic Progress K-5 Reading

Grade	Percent of students reading on Grade Level at the Beginning of the year	Percent of students reading on Grade Level at the end of the first semester.
Kinder	92.31%	100.00%
1st Grade	55.56%	77.78%
2nd Grade	82.76%	89.66%
3rd Grade	88.00%	96.00%
4th Grade	97.30%	100.00%
5th Grade	85.29%	91.18%
Totals	85.26%	92.95%

Student Academic Achievement 6th-8th Grade Reading

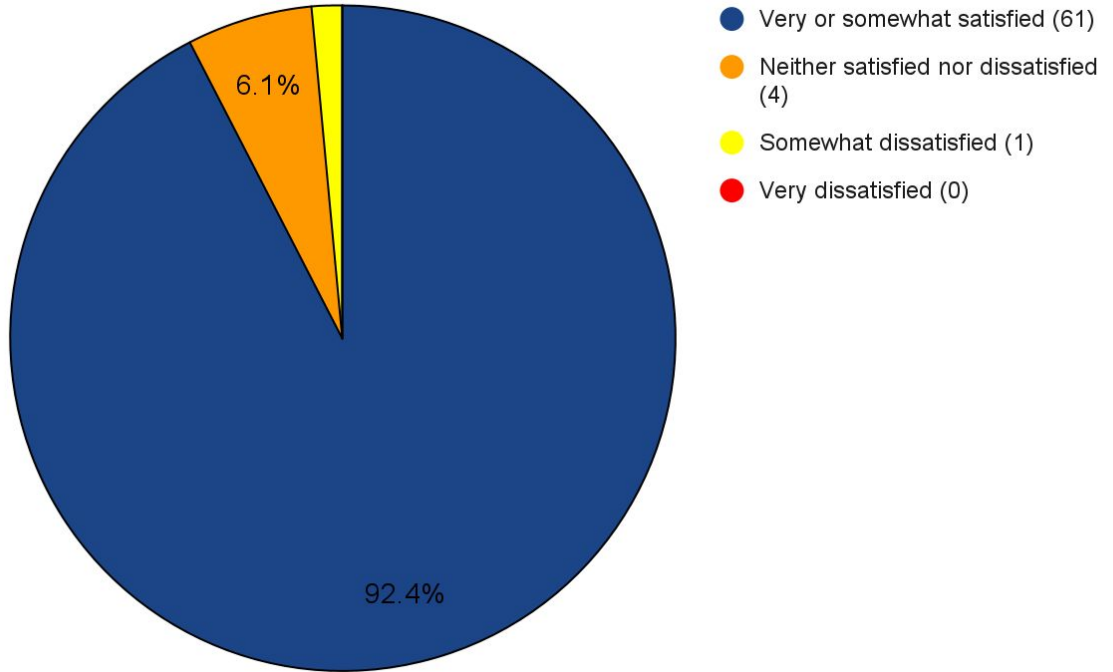
	Growth in complexity		Approaches grade level	Meets grade level	Masters grade level
6th	4.34		83%	54%	37%
7th	-0.23		86%	51%	34%
8th	0.96		92%	72%	36%

Student Academic Achievement 6th-8th Grade Math

	Growth in complexity		Approaches grade level	Meets grade level	Masters grade level
6th	6.92		86%	63%	29%
7th	1.74		80%	46%	23%
8th	3.15		83%	44%	6%

Middle of the Year Parent Survey Results

How satisfied are you with the educational experience of your student(s) in the Denton ISD K-8 Virtual Academy?



Community Feedback



Thriving
Students! 

Our Future

Capacity with current staff:

K-5: 232

6-8: 150



Celebrations

Texas Education Agency Virtual and Hybrid Program Accelerator

Texas Computer Education Association

County District Campus Number

Continuously track

- Students engaged in learning

- Assessment data

- Club participation

- Social and Emotional learning

Next Steps

December 2021

**TEA Virtual and
Hybrid Program
Accelerator**

February 2022

**County District
Campus
Number**

March 2022

**Application
open for
2022-2023
students**

Summer 2022

Build program

Fall 2022

**Review new
applications**

2022 and Beyond

**Advocate
&
grow**