

Ector County Independent School District
Austin Montessori Elementary
2022-2023 Campus Improvement Plan



Board Goals

Board Goal 1: Through foundational excellence, talent development and the learning journey, the percentage of students achieving or exceeding the meets standard on state assessments will increase from 32% to 60% by May 2024 across all tested content areas.

Performance Objective 1: The school-wide percentage of students meeting or exceeding their end of year RIT MAP Reading score will increase from 46%-56%.

High Priority





HB3 Board Goal

Indicators of Success:

Growth (MAP) - % of student end of year RIT score met or exceeded individual growth projections based upon MAP - 2024 Goal: 58%

Evaluation Data Sources: MAP Assessment

Strategy 1 Details	Reviews			
<p>Strategy 1: Austin Montessori will hold Professional Learning Communities where the grade level team implements the data driven instructional process and plans for student mastery of learning objectives through a personalized learning path. Strategy's Expected Result/Impact: Effective planning, instructional delivery, and assessment alignment. Staff Responsible for Monitoring: Leadership Team, Teachers</p> <p>TEA Priorities: Build a foundation of reading and math, Improve low-performing schools - ESF Levers: Lever 5: Effective Instruction</p>	Formative			Summative
	Oct	Jan	Mar	May
Strategy 2 Details	Reviews			
<p>Strategy 2: Students will track assessment progress (Istation, MAP, STAAR) and set goals with teacher support through one-on-one conferences. Strategy's Expected Result/Impact: 56% of students will meet their EOY RIT MAP projection target. Staff Responsible for Monitoring: Leadership Team, Teachers</p> <p>TEA Priorities: Build a foundation of reading and math, Improve low-performing schools - ESF Levers: Lever 5: Effective Instruction</p>	Formative			Summative
	Oct	Jan	Mar	May

Strategy 3 Details	Reviews			
<p>Strategy 3: Students will be provided with high quality lessons during Tier 1 whole group instruction time and during small group instruction.</p> <p>Strategy's Expected Result/Impact: 56% of students will meet their EOY RIT MAP projection target.</p> <p>Staff Responsible for Monitoring: Leadership Team, Teachers</p> <p>TEA Priorities: Build a foundation of reading and math, Improve low-performing schools</p> <p>- ESF Levers: Lever 5: Effective Instruction</p>	Formative			Summative
	Oct	Jan	Mar	May
Strategy 4 Details	Reviews			
<p>Strategy 4: The Istation program will be used with fidelity for the required number of minutes weekly as established by the curriculum department.</p> <p>Strategy's Expected Result/Impact: 56% of students will meet their EOY RIT MAP projection target.</p> <p>Staff Responsible for Monitoring: Leadership Team, Teachers</p> <p>TEA Priorities: Build a foundation of reading and math, Improve low-performing schools</p> <p>- ESF Levers: Lever 5: Effective Instruction</p>	Formative			Summative
	Oct	Jan	Mar	May
<div style="display: flex; justify-content: space-around; align-items: center;"> <div style="text-align: center;">  No Progress </div> <div style="text-align: center;">  Accomplished </div> <div style="text-align: center;">  Continue/Modify </div> <div style="text-align: center;">  Discontinue </div> </div>				

Board Goal 1: Through foundational excellence, talent development and the learning journey, the percentage of students achieving or exceeding the meets standard on state assessments will increase from 32% to 60% by May 2024 across all tested content areas.

Performance Objective 2: The school-wide percentage of students meeting or exceeding their end of year RIT MAP Math score will increase from 54%-60%.

High Priority





HB3 Board Goal

Indicators of Success:

Growth (MAP) - % of student end of year RIT score met or exceeded individual growth projections based upon MAP - 2024 Goal: 58%

Evaluation Data Sources: MAP Assessment

Strategy 1 Details	Reviews			
<p>Strategy 1: Austin Montessori will hold Professional Learning Communities where the grade level team implements the data driven instructional process and plans for student mastery of learning objectives through a personalized learning path.</p> <p>Strategy's Expected Result/Impact: Effective planning, instructional delivery, and assessment alignment.</p> <p>Staff Responsible for Monitoring: Leadership Team, Teachers</p> <p>TEA Priorities: Build a foundation of reading and math, Improve low-performing schools</p> <p>- ESF Levers: Lever 5: Effective Instruction</p>	Formative			Summative
	Oct	Jan	Mar	May
Strategy 2 Details	Reviews			
<p>Strategy 2: Students will track assessment progress (Imagine Math, MAP, STAAR) and set goals with teacher support through one-on-one conferences.</p> <p>Strategy's Expected Result/Impact: 56% of students will meet their EOY RIT MAP projection target.</p> <p>Staff Responsible for Monitoring: Leadership Team, Teachers</p> <p>TEA Priorities: Build a foundation of reading and math, Improve low-performing schools</p> <p>- ESF Levers: Lever 5: Effective Instruction</p>	Formative			Summative
	Oct	Jan	Mar	May

Strategy 3 Details	Reviews			
<p>Strategy 3: Students will be provided with high quality lessons during Tier 1 whole group instruction time and during small group instruction.</p> <p>Strategy's Expected Result/Impact: 56% of students will meet their EOY RIT MAP projection target.</p> <p>Staff Responsible for Monitoring: Leadership Team, Teachers</p> <p>TEA Priorities: Build a foundation of reading and math, Improve low-performing schools</p> <p>- ESF Levers: Lever 5: Effective Instruction</p>	Formative			Summative
	Oct	Jan	Mar	May
Strategy 4 Details	Reviews			
<p>Strategy 4: The Imagine Math program will be used with fidelity for the required number of minutes weekly as established by the curriculum department.</p> <p>Strategy's Expected Result/Impact: 56% of students will meet their EOY RIT MAP projection target.</p> <p>Staff Responsible for Monitoring: Leadership Team, Teachers</p> <p>TEA Priorities: Build a foundation of reading and math, Improve low-performing schools</p> <p>- ESF Levers: Lever 5: Effective Instruction</p>	Formative			Summative
	Oct	Jan	Mar	May
<div style="display: flex; justify-content: space-around; align-items: center;"> <div style="text-align: center;">  No Progress </div> <div style="text-align: center;">  Accomplished </div> <div style="text-align: center;">  Continue/Modify </div> <div style="text-align: center;">  Discontinue </div> </div>				

Board Goal 1: Through foundational excellence, talent development and the learning journey, the percentage of students achieving or exceeding the meets standard on state assessments will increase from 32% to 60% by May 2024 across all tested content areas.

Performance Objective 3: The percentage of students achieving the meets standard in grades 3-6 will increase from 44% to 53% as measured by the 2023 STAAR Reading assessment.

High Priority





HB3 Board Goal

Indicators of Success:

3rd Grade Composite (reading and math) - % of 3rd grade students achieving the meets or exceeds standard in both reading and math on STAAR - 2024 Goal: 35%

Evaluation Data Sources: STAAR Assessment

Strategy 1 Details	Reviews			
<p>Strategy 1: Austin Montessori will hold Professional Learning Communities where the grade level team implements the data driven instructional process and plans for student mastery of learning objectives through a personalized learning path.</p> <p>Strategy's Expected Result/Impact: Effective planning, instructional delivery, and assessment alignment.</p> <p>Staff Responsible for Monitoring: Leadership Team, Teachers</p> <p>TEA Priorities: Build a foundation of reading and math, Improve low-performing schools</p> <p>- ESF Levers: Lever 5: Effective Instruction</p>	Formative			Summative
	Oct	Jan	Mar	May
Strategy 2 Details	Reviews			
<p>Strategy 2: Students will track assessment progress (STAAR, Benchmark, SCA) and set goals with teacher support through one-on-one conferences.</p> <p>Strategy's Expected Result/Impact: Students will meet their projected STAAR target.</p> <p>Staff Responsible for Monitoring: Leadership Team, Teachers</p> <p>TEA Priorities: Build a foundation of reading and math, Improve low-performing schools</p> <p>- ESF Levers: Lever 5: Effective Instruction</p>	Formative			Summative
	Oct	Jan	Mar	May

Strategy 3 Details	Reviews			
<p>Strategy 3: Students will be provided with high quality lessons during Tier 1 whole group instruction time and during small group instruction.</p> <p>Strategy's Expected Result/Impact: Students will meet their projected STAAR target.</p> <p>Staff Responsible for Monitoring: Leadership Team, Teachers</p> <p>TEA Priorities: Build a foundation of reading and math, Improve low-performing schools</p> <p>- ESF Levers: Lever 5: Effective Instruction</p>	Formative			Summative
	Oct	Jan	Mar	May
<div style="display: flex; justify-content: space-around; align-items: center;"> <div style="text-align: center;">  No Progress </div> <div style="text-align: center;">  Accomplished </div> <div style="text-align: center;">  Continue/Modify </div> <div style="text-align: center;">  Discontinue </div> </div>				

Board Goal 1: Through foundational excellence, talent development and the learning journey, the percentage of students achieving or exceeding the meets standard on state assessments will increase from 32% to 60% by May 2024 across all tested content areas.

Performance Objective 4: The percentage of students achieving the meets standard in grades 3-6 will increase from 36% to 53% as measured by the 2023 STAAR Math assessment.

High Priority





HB3 Board Goal

Indicators of Success:

Growth (STAAR) - % of students who meet or exceed the STAAR progress measure - 2024 Goal: 75%

Evaluation Data Sources: STAAR Assessment

Strategy 1 Details	Reviews			
<p>Strategy 1: Austin Montessori will hold Professional Learning Communities where the grade level team implements the data driven instructional process and plans for student mastery of learning objectives through a personalized learning path.</p> <p>Strategy's Expected Result/Impact: Effective planning, instructional delivery, and assessment alignment.</p> <p>Staff Responsible for Monitoring: Leadership Team, Teachers</p>	Formative			Summative
	Oct	Jan	Mar	May
Strategy 2 Details	Reviews			
<p>Strategy 2: Students will track assessment progress (STAAR, Benchmark, SCA) and set goals with teacher support through one-on-one conferences.</p> <p>Strategy's Expected Result/Impact: students will meet their projected STAAR target.</p> <p>Staff Responsible for Monitoring: Leadership Team, Teachers</p> <p>TEA Priorities: Build a foundation of reading and math, Improve low-performing schools</p> <p>- ESF Levers: Lever 5: Effective Instruction</p>	Formative			Summative
	Oct	Jan	Mar	May

Strategy 3 Details	Reviews			
<p>Strategy 3: Students will be provided with high quality lessons during Tier 1 whole group instruction time and during small group instruction.</p> <p>Strategy's Expected Result/Impact: Students will meet their projected STAAR target.</p> <p>Staff Responsible for Monitoring: Leadership Team, Teachers</p> <p>TEA Priorities: Build a foundation of reading and math, Improve low-performing schools</p> <p>- ESF Levers: Lever 5: Effective Instruction</p>	Formative			Summative
	Oct	Jan	Mar	May
<div style="display: flex; justify-content: space-around; align-items: center;"> <div style="text-align: center;">  No Progress </div> <div style="text-align: center;">  Accomplished </div> <div style="text-align: center;">  Continue/Modify </div> <div style="text-align: center;">  Discontinue </div> </div>				

Board Goal 2: Through foundational excellence, talent development and the learning journey, the percentage of 3rd grade students reading at or above grade level will increase from 35% to 45% by May 2024.

Performance Objective 1: The percentage of kindergarten students meeting the growth standard on Reading MAP will increase from 87%-90%.

High Priority





HB3 Board Goal

Indicators of Success:

Growth (MAP) - % of student end of year RIT score met or exceeded individual growth projections based upon MAP - 2024 Goal: 58%, Kindergarten Readiness - % of students meeting kindergarten readiness benchmark - 2024 Goal: 65%, 3rd Grade Composite (reading and math) - % of 3rd grade students achieving the meets or exceeds standard in both reading and math on STAAR - 2024 Goal: 35%

Evaluation Data Sources: MAP Assessment

Strategy 1 Details	Reviews			
<p>Strategy 1: Kindergarten students will track assessment Istation and MAP progress and set goals with teacher support through one-on-one conferences.</p> <p>Strategy's Expected Result/Impact: Students will improve reading level and meet their end of year projected RIT score.</p> <p>Staff Responsible for Monitoring: Leadership Team, Teachers</p> <p>TEA Priorities: Build a foundation of reading and math</p> <p>- ESF Levers: Lever 3: Positive School Culture</p>	Formative			Summative
	Oct	Jan	Mar	May
Strategy 2 Details	Reviews			
<p>Strategy 2: Austin Montessori will hold Professional Learning Communities where the grade level team implements the data driven instructional process and plans for student mastery of learning objectives through a personalized learning path.</p> <p>Strategy's Expected Result/Impact: Effective planning, instructional delivery, and assessment alignment.</p> <p>Staff Responsible for Monitoring: Leadership Team, Teachers</p> <p>TEA Priorities: Build a foundation of reading and math, Improve low-performing schools</p> <p>- ESF Levers: Lever 5: Effective Instruction</p>	Formative			Summative
	Oct	Jan	Mar	May

Strategy 3 Details	Reviews			
<p>Strategy 3: Kindergarten students will be provided with high quality lessons during Tier 1 whole group instruction time and during small group instruction.</p> <p>Strategy's Expected Result/Impact: All students will show one year of reading growth as measured by Istation and MAP.</p> <p>Staff Responsible for Monitoring: Leadership Team, Teachers</p> <p>TEA Priorities: Build a foundation of reading and math, Improve low-performing schools</p> <p>- ESF Levers: Lever 5: Effective Instruction</p>	Formative			Summative
	Oct	Jan	Mar	May
<div style="display: flex; justify-content: space-around; align-items: center;"> <div style="text-align: center;">  No Progress </div> <div style="text-align: center;">  Accomplished </div> <div style="text-align: center;">  Continue/Modify </div> <div style="text-align: center;">  Discontinue </div> </div>				

Board Goal 2: Through foundational excellence, talent development and the learning journey, the percentage of 3rd grade students reading at or above grade level will increase from 35% to 45% by May 2024.

Performance Objective 2: The percentage of first grade students meeting the growth standard on Reading MAP will increase from 13%-56%.

High Priority





HB3 Board Goal

Indicators of Success:

Growth (MAP) - % of student end of year RIT score met or exceeded individual growth projections based upon MAP - 2024 Goal: 58%, 3rd Grade Composite (reading and math) - % of 3rd grade students achieving the meets or exceeds standard in both reading and math on STAAR - 2024 Goal: 35%

Evaluation Data Sources: MAP Assessment

Strategy 1 Details	Reviews			
<p>Strategy 1: First grade students will track assessment Istation and MAP progress and set goals with teacher support through one-on-one conferences.</p> <p>Strategy's Expected Result/Impact: Students will improve reading level and meet their end of year projected RIT score.</p> <p>Staff Responsible for Monitoring: Leadership Team, Teachers</p> <p>TEA Priorities: Build a foundation of reading and math</p> <p>- ESF Levers: Lever 3: Positive School Culture</p>	Formative			Summative
	Oct	Jan	Mar	May
Strategy 2 Details	Reviews			
<p>Strategy 2: Austin Montessori will hold Professional Learning Communities where the grade level team implements the data driven instructional process and plans for student mastery of learning objectives through a personalized learning path.</p> <p>Strategy's Expected Result/Impact: Effective planning, instructional delivery, and assessment alignment.</p> <p>Staff Responsible for Monitoring: Leadership Team, Teachers</p> <p>TEA Priorities: Build a foundation of reading and math, Improve low-performing schools</p> <p>- ESF Levers: Lever 5: Effective Instruction</p>	Formative			Summative
	Oct	Jan	Mar	May

Strategy 3 Details	Reviews			
<p>Strategy 3: First grade students will be provided with high quality lessons during Tier 1 whole group instruction time and during small group instruction.</p> <p>Strategy's Expected Result/Impact: All students will show one year of reading growth as measured by Istation and MAP.</p> <p>Staff Responsible for Monitoring: Leadership Team, Teachers</p> <p>TEA Priorities: Build a foundation of reading and math, Improve low-performing schools</p> <p>- ESF Levers: Lever 5: Effective Instruction</p>	Formative			Summative
	Oct	Jan	Mar	May
<div style="display: flex; justify-content: space-around; align-items: center;"> <div style="text-align: center;">  No Progress </div> <div style="text-align: center;">  Accomplished </div> <div style="text-align: center;">  Continue/Modify </div> <div style="text-align: center;">  Discontinue </div> </div>				

Board Goal 2: Through foundational excellence, talent development and the learning journey, the percentage of 3rd grade students reading at or above grade level will increase from 35% to 45% by May 2024.

Performance Objective 3: The percentage of second grade students meeting the growth standard on Reading MAP will increase from 16%-56%

High Priority





HB3 Board Goal

Indicators of Success:

Growth (MAP) - % of student end of year RIT score met or exceeded individual growth projections based upon MAP - 2024 Goal: 58%, 3rd Grade Composite (reading and math) - % of 3rd grade students achieving the meets or exceeds standard in both reading and math on STAAR - 2024 Goal: 35%

Evaluation Data Sources: MAP Assessment

Strategy 1 Details	Reviews			
<p>Strategy 1: Second grade students will track assessment Istation and MAP progress and set goals with teacher support through one-on-one conferences.</p> <p>Strategy's Expected Result/Impact: Students will improve reading level and meet their end of year projected RIT score.</p> <p>Staff Responsible for Monitoring: Leadership Team, Teachers</p> <p>TEA Priorities: Build a foundation of reading and math</p> <p>- ESF Levers: Lever 3: Positive School Culture</p>	Formative			Summative
	Oct	Jan	Mar	May
Strategy 2 Details	Reviews			
<p>Strategy 2: Austin Montessori will hold Professional Learning Communities where the grade level team implements the data driven instructional process and plans for student mastery of learning objectives through a personalized learning path.</p> <p>Strategy's Expected Result/Impact: Effective planning, instructional delivery, and assessment alignment.</p> <p>Staff Responsible for Monitoring: Leadership Team, Teachers</p> <p>TEA Priorities: Build a foundation of reading and math, Improve low-performing schools</p> <p>- ESF Levers: Lever 5: Effective Instruction</p>	Formative			Summative
	Oct	Jan	Mar	May

Strategy 3 Details	Reviews			
<p>Strategy 3: Second grade students will be provided with high quality lessons during Tier 1 whole group instruction time and during small group instruction.</p> <p>Strategy's Expected Result/Impact: All students will show one year of reading growth as measured by Istation and MAP.</p> <p>Staff Responsible for Monitoring: Leadership Team, Teachers</p> <p>TEA Priorities: Build a foundation of reading and math, Improve low-performing schools</p> <p>- ESF Levers: Lever 5: Effective Instruction</p>	Formative			Summative
	Oct	Jan	Mar	May
<div style="display: flex; justify-content: space-around; align-items: center;">  No Progress  Accomplished  Continue/Modify  Discontinue </div>				

Board Goal 2: Through foundational excellence, talent development and the learning journey, the percentage of 3rd grade students reading at or above grade level will increase from 35% to 45% by May 2024.

Performance Objective 4: The percentage of third grade students meeting the growth standard on Reading MAP will increase from 70%-80%.

High Priority





HB3 Board Goal

Indicators of Success:

Growth (MAP) - % of student end of year RIT score met or exceeded individual growth projections based upon MAP - 2024 Goal: 58%, 3rd Grade Composite (reading and math) - % of 3rd grade students achieving the meets or exceeds standard in both reading and math on STAAR - 2024 Goal: 35%

Evaluation Data Sources: MAP Assessment

Strategy 1 Details	Reviews			
<p>Strategy 1: Third grade students will track assessment Istation and MAP progress and set goals with teacher support through one-on-one conferences.</p> <p>Strategy's Expected Result/Impact: Students will improve reading level and meet their end of year projected RIT score.</p> <p>Staff Responsible for Monitoring: Leadership Team, Teachers</p> <p>TEA Priorities: Build a foundation of reading and math</p> <p>- ESF Levers: Lever 3: Positive School Culture</p>	Formative			Summative
	Oct	Jan	Mar	May
Strategy 2 Details	Reviews			
<p>Strategy 2: Austin Montessori will hold Professional Learning Communities where the grade level team implements the data driven instructional process and plans for student mastery of learning objectives through a personalized learning path.</p> <p>Strategy's Expected Result/Impact: Effective planning, instructional delivery, and assessment alignment.</p> <p>Staff Responsible for Monitoring: Leadership Team, Teachers</p> <p>TEA Priorities: Build a foundation of reading and math, Improve low-performing schools</p> <p>- ESF Levers: Lever 5: Effective Instruction</p>	Formative			Summative
	Oct	Jan	Mar	May

Strategy 3 Details	Reviews			
<p>Strategy 3: Third grade students will be provided with high quality lessons during Tier 1 whole group instruction time and during small group instruction.</p> <p>Strategy's Expected Result/Impact: All students will show one year of reading growth as measured by Istation and MAP.</p> <p>Staff Responsible for Monitoring: Leadership Team, Teachers</p> <p>TEA Priorities: Build a foundation of reading and math, Improve low-performing schools</p> <p>- ESF Levers: Lever 5: Effective Instruction</p>	Formative			Summative
	Oct	Jan	Mar	May
<div style="display: flex; justify-content: space-around; align-items: center;"> <div style="text-align: center;">  No Progress </div> <div style="text-align: center;">  Accomplished </div> <div style="text-align: center;">  Continue/Modify </div> <div style="text-align: center;">  Discontinue </div> </div>				

Board Goal 2: Through foundational excellence, talent development and the learning journey, the percentage of 3rd grade students reading at or above grade level will increase from 35% to 45% by May 2024.

Performance Objective 5: The percentage of third grade students achieving the meets standard on Reading STAAR will increase from 58%-70%.

High Priority





HB3 Board Goal

Indicators of Success:

3rd Grade Composite (reading and math) - % of 3rd grade students achieving the meets or exceeds standard in both reading and math on STAAR - 2024 Goal: 35%

Evaluation Data Sources: STAAR Assessment

Strategy 1 Details	Reviews			
<p>Strategy 1: Third grade students will track assessment STAAR benchmark and short cycle assessment progress and set goals with teacher support through one-on-one conferences.</p> <p>Strategy's Expected Result/Impact: Students will meet their expected STAAR target score.</p> <p>Staff Responsible for Monitoring: Principal, AP</p> <p>TEA Priorities: Build a foundation of reading and math, Improve low-performing schools</p> <p>- ESF Levers: Lever 3: Positive School Culture</p>	Formative			Summative
	Oct	Jan	Mar	May
Strategy 2 Details	Reviews			
<p>Strategy 2: Austin Montessori will hold Professional Learning Communities where the grade level team implements the data driven instructional process and plans for student mastery of learning objectives through a personalized learning path.</p> <p>Strategy's Expected Result/Impact: Effective planning, instructional delivery, and assessment alignment.</p> <p>Staff Responsible for Monitoring: Leadership Team, Teachers</p> <p>TEA Priorities: Build a foundation of reading and math, Improve low-performing schools</p> <p>- ESF Levers: Lever 5: Effective Instruction</p>	Formative			Summative
	Oct	Jan	Mar	May

Strategy 3 Details	Reviews			
<p>Strategy 3: Third grade students will be provided with high quality lessons during Tier 1 whole group instruction time and during small group instruction.</p> <p>Strategy's Expected Result/Impact: Students will meet their expected STAAR target score.</p> <p>Staff Responsible for Monitoring: Principal, AP</p> <p>TEA Priorities: Build a foundation of reading and math, Improve low-performing schools</p> <p>- ESF Levers: Lever 5: Effective Instruction</p>	Formative			Summative
	Oct	Jan	Mar	May
<div style="display: flex; justify-content: space-around; align-items: center;"> <div style="text-align: center;">  No Progress </div> <div style="text-align: center;">  Accomplished </div> <div style="text-align: center;">  Continue/Modify </div> <div style="text-align: center;">  Discontinue </div> </div>				

Board Goal 3: Through foundational excellence, talent development and the learning journey, the percentage of high school graduates considered College, Career or Military Ready will increase from 56% to 65% by May 2024.





Performance Objective 1: Panorama data in the area of School Connectedness will increase from 73%-80% in grades 3-5 and 67%-75% in grade 6.

High Priority

Indicators of Success:

School Connectedness - The belief held by students that adults and peers in the school care about their learning as well as about them as individuals - 2024 Goal: 63%

Evaluation Data Sources: Panorama Survey

Strategy 1 Details	Reviews			
<p>Strategy 1: Austin Montessori teachers will deliver weekly 7 mindsets lessons to students. Strategy's Expected Result/Impact: Delivery of 7 Mindsets lessons will ensure that students feel heard and understood and promote a sense of belonging at school. Staff Responsible for Monitoring: Principal, AP ESF Levers: Lever 3: Positive School Culture</p>	Formative			Summative
	Oct	Jan	Mar	May
Strategy 2 Details	Reviews			
<p>Strategy 2: Austin Montessori teachers will deliver weekly PEACE lessons to students. Strategy's Expected Result/Impact: Promote a peaceful school environment and community. Staff Responsible for Monitoring: Principal, AP, Montessori Coach ESF Levers: Lever 3: Positive School Culture</p>	Formative			Summative
	Oct	Jan	Mar	May
Strategy 3 Details	Reviews			
<p>Strategy 3: Austin Montessori will use GRACE expectations in the classroom and common school areas. Strategy's Expected Result/Impact: Students and staff will understand the high level of expectations, promoting our positive and peaceful culture. Staff Responsible for Monitoring: Principal, AP, Staff, Teachers ESF Levers: Lever 3: Positive School Culture</p>	Formative			Summative
	Oct	Jan	Mar	May
<div style="display: flex; justify-content: space-around; align-items: center;">  No Progress  Accomplished  Continue/Modify  Discontinue </div>				

Board Goal 3: Through foundational excellence, talent development and the learning journey, the percentage of high school graduates considered College, Career or Military Ready will increase from 56% to 65% by May 2024.





Performance Objective 2: Panorama data in the area of Sense of Belonging will increase from 69%-80% in grades 3-5 and 59%-70% in grade 6.

High Priority

Indicators of Success:

School Connectedness - The belief held by students that adults and peers in the school care about their learning as well as about them as individuals - 2024 Goal: 63%

Evaluation Data Sources: Panorama Survey

Strategy 1 Details	Reviews			
<p>Strategy 1: Austin Montessori teachers will deliver weekly 7 mindsets lessons to students. Strategy's Expected Result/Impact: Delivery of 7 Mindsets lessons will ensure that students feel heard and understood and promote a sense of belonging at school. Staff Responsible for Monitoring: Principal, AP, Counselor</p> <p>ESF Levers: Lever 3: Positive School Culture</p>	Formative			Summative
	Oct	Jan	Mar	May
Strategy 2 Details	Reviews			
<p>Strategy 2: Austin Montessori teachers will deliver weekly PEACE lessons to students. Strategy's Expected Result/Impact: Promote a peaceful school environment and community. Staff Responsible for Monitoring: Principal, AP, Montessori Coach</p> <p>ESF Levers: Lever 3: Positive School Culture</p>	Formative			Summative
	Oct	Jan	Mar	May
Strategy 3 Details	Reviews			
<p>Strategy 3: Austin Montessori will use GRACE expectations in the classroom and common school areas. Strategy's Expected Result/Impact: Students and staff will understand the high level of expectations, promoting our positive and peaceful culture. Staff Responsible for Monitoring: Principal, AP, Staff, Teachers</p> <p>ESF Levers: Lever 3: Positive School Culture</p>	Formative			Summative
	Oct	Jan	Mar	May
<div style="display: flex; justify-content: space-around; align-items: center;">  No Progress  Accomplished  Continue/Modify  Discontinue </div>				





Board Goal 3: Through foundational excellence, talent development and the learning journey, the percentage of high school graduates considered College, Career or Military Ready will increase from 56% to 65% by May 2024.

Performance Objective 3: Panorama data in the area of Feedback and Coaching will increase from 60%-70% for staff and 76%-85% for teachers.

Indicators of Success:





School Connectedness - The belief held by students that adults and peers in the school care about their learning as well as about them as individuals - 2024 Goal: 63%

Evaluation Data Sources: Panorama Survey

Strategy 1 Details	Reviews			
<p>Strategy 1: The Relay Coaching and Feedback Model will be used to provide feedback to teachers and staff.</p> <p>Strategy's Expected Result/Impact: Teachers and principals are the primary influencers of student outcomes. With an increase in teacher capacity, a minimum of 56% of students will meet or exceed their EOY growth projection as measured by NWEA MAP Assessment.</p> <p>Staff Responsible for Monitoring: Principal</p> <p>TEA Priorities: Recruit, support, retain teachers and principals</p> <p>- ESF Levers: Lever 1: Strong School Leadership and Planning, Lever 5: Effective Instruction</p>	Formative			Summative
	Oct	Jan	Mar	May
Strategy 2 Details	Reviews			
<p>Strategy 2: Each Austin Montessori administrator will conduct a minimum of five walkthrough per week.</p> <p>Strategy's Expected Result/Impact: Teachers and principals are the primary influencers of student outcomes. With an increase in teacher capacity, a minimum of 56% of students will meet or exceed their EOY growth projection as measured by NWEA MAP Assessment.</p> <p>Staff Responsible for Monitoring: Principal</p> <p>TEA Priorities: Recruit, support, retain teachers and principals, Improve low-performing schools</p> <p>- ESF Levers: Lever 1: Strong School Leadership and Planning, Lever 5: Effective Instruction</p>	Formative			Summative
	Oct	Jan	Mar	May
<p style="text-align: center;">  No Progress  Accomplished  Continue/Modify  Discontinue </p>				

Board Goal 3: Through foundational excellence, talent development and the learning journey, the percentage of high school graduates considered College, Career or Military Ready will increase from 56% to 65% by May 2024.

Performance Objective 4: One hundred percent of 4th through 6th grade teachers will implement one AVID strategy each month for students in grades 4-6 for the 2022-23 school year.

Strategy 1 Details	Reviews			
<p>Strategy 1: Teachers in grades 4-6 will attend AVID Basic Training or Advanced Training based on their need.</p> <p>Strategy's Expected Result/Impact: Improve AVID knowledge and understanding. Improve AVID implementation.</p> <p>Staff Responsible for Monitoring: Assistant Principal Counselor</p> <p>- TEA Priorities: Recruit, support, retain teachers and principals, Build a foundation of reading and math</p> <p>- ESF Levers: Lever 5: Effective Instruction</p>	Formative			Summative
	Oct	Jan	Mar	May
Strategy 2 Details	Reviews			
<p>Strategy 2: The Counselor will incorporate AVID strategies during I CAN Lab for 1st-6th grade students.</p> <p>Strategy's Expected Result/Impact: Improve student achievement and growth. Improve student organization. Improve student goal setting.</p> <p>Staff Responsible for Monitoring: Principal Assistant Principal</p> <p>- TEA Priorities: Build a foundation of reading and math</p> <p>- ESF Levers: Lever 3: Positive School Culture, Lever 4: High-Quality Curriculum</p>	Formative			Summative
	Oct	Jan	Mar	May
<div style="display: flex; justify-content: space-around; align-items: center;">  No Progress  Accomplished  Continue/Modify  Discontinue </div>				

Board Goal 3: Through foundational excellence, talent development and the learning journey, the percentage of high school graduates considered College, Career or Military Ready will increase from 56% to 65% by May 2024.





Performance Objective 5: Austin Montessori will increase our attendance rate from 92% to 97% for the 2022-2023 school year.

High Priority

Indicators of Success:

Attendance - % of student daily attendance - 2024 Goal: 95%

Evaluation Data Sources: Attendance data

Strategy 1 Details	Reviews			
<p>Strategy 1: Teachers will contact parents at two absences and document in eduphoria. Strategy's Expected Result/Impact: Increased parent contact with parents will lead to fewer absences for reasons other than illness. Staff Responsible for Monitoring: Attendance Clerk, Principal, AP, Teachers</p> <p>TEA Priorities: Improve low-performing schools - ESF Levers: Lever 3: Positive School Culture</p>	Formative			Summative
	Oct	Jan	Mar	May
Strategy 2 Details	Reviews			
<p>Strategy 2: An administrator will contact the parent or guardian when a student reaches 7 absences. The contact will be documented and growth plan will be established. Strategy's Expected Result/Impact: Parents and guardians will be provided support and resources if needed. Attendance will improve. Staff Responsible for Monitoring: Attendance Clerk, Principal, AP</p> <p>TEA Priorities: Improve low-performing schools - ESF Levers: Lever 3: Positive School Culture</p>	Formative			Summative
	Oct	Jan	Mar	May
<div style="display: flex; justify-content: space-around; align-items: center;"> <div style="text-align: center;">  No Progress </div> <div style="text-align: center;">  Accomplished </div> <div style="text-align: center;">  Continue/Modify </div> <div style="text-align: center;">  Discontinue </div> </div>				