

|    | A  | B | C | D | E | F            | G            | H                      | I            |
|----|--|---|---|---|---|--------------|--------------|------------------------|--------------|
| 1  | <b>MINEOLA INDEPENDENT SCHOOL DISTRICT</b> |   |   |   |   |              |              |                        |              |
| 2  | <b>2012-2013 BUDGET</b>                    |   |   |   |   |              |              |                        |              |
| 3  | AS OF 2/28/13                              |   |   |   |   |              |              |                        |              |
| 4  |  |   |   |   |   |              |              |                        |              |
| 5  |  |   |   |   |   |              |              |                        |              |
| 6  |  |   |   |   |   |              |              |                        |              |
| 7  | <b>GENERAL FUND</b>                        |   |   |   |   |              |              |                        |              |
| 8  | FUND 199                                   |   |   |   |   | BUDGETED     | EXPENDED     | ENCUMBERED/<br>ACCRUED | BALANCE      |
| 9  |  |   |   |   |   |              |              |                        |              |
| 10 | <i>11-INSTRUCTION</i>                      |   |   |   |   |              |              |                        |              |
| 11 |  |   |   |   |   |              |              |                        |              |
| 12 | SUBSTITUTES                                |   |   |   |   | 137,300.00   | 63,093.08    | 0.00                   | 74,206.92    |
| 13 | SALARIES                                   |   |   |   |   | 5,730,733.00 | 2,512,851.82 | 808,273.30             | 2,409,607.88 |
| 14 | FIMM                                       |   |   |   |   | 79,351.00    | 32,362.45    | 0.00                   | 46,988.55    |
| 15 | HEALTH INSURANCE                           |   |   |   |   | 375,722.00   | 165,549.38   | 0.00                   | 210,172.62   |
| 16 | WORKER'S COMPENSATION                      |   |   |   |   | 36,170.00    | 0.00         | 0.00                   | 36,170.00    |
| 17 | TRS ON-BEHALF                              |   |   |   |   | 490,777.00   | 0.00         | 0.00                   | 490,777.00   |
| 18 | UNEMPLOYMENT                               |   |   |   |   | 10,851.00    | 6,359.69     | 0.00                   | 4,491.31     |
| 19 | TEACHER RETIREMENT/TRS CARE                |   |   |   |   | 82,594.00    | 42,662.81    | 0.00                   | 39,931.19    |
| 20 | PERSONAL DAYS                              |   |   |   |   | 80,000.00    | 0.00         | 0.00                   | 80,000.00    |
| 21 | TOTAL                                      |   |   |   |   | 7,023,498.00 | 2,822,879.23 | 808,273.30             | 3,392,345.47 |
| 22 |  |   |   |   |   |              |              |                        |              |
| 23 | FINGERPRINTING-HS                          |   |   |   |   | 47.45        | 47.45        | 0.00                   | 0.00         |
| 24 | FINGERPRINTING-MS                          |   |   |   |   | 0.00         | 0.00         | 0.00                   | 0.00         |
| 25 | FINGERPRINTING-PS                          |   |   |   |   | 0.00         | 0.00         | 0.00                   | 0.00         |
| 26 | FINGERPRINTING-ES                          |   |   |   |   | 0.00         | 0.00         | 0.00                   | 0.00         |
| 27 | CONT SERV-TECHNOLOGY-HS                    |   |   |   |   | 0.00         | 0.00         | 0.00                   | 0.00         |
| 28 | CONT SERV-TECHNOLOGY-MS                    |   |   |   |   | 0.00         | 0.00         | 0.00                   | 0.00         |
| 29 | CONT SERV-TECHNOLOGY-PS                    |   |   |   |   | 0.00         | 0.00         | 0.00                   | 0.00         |
| 30 | CONT SERV-TECHNOLOGY-ES                    |   |   |   |   | 0.00         | 0.00         | 0.00                   | 0.00         |
| 31 | CONT SERV-CIS-HS                           |   |   |   |   | 30,000.00    | 30,000.00    | 0.00                   | 0.00         |
| 32 | STUDENT TUTION-HS                          |   |   |   |   | 16,182.00    | 16,182.00    | 0.00                   | 0.00         |
| 33 | COMPUTER AND COPIER REPAIR/MAINT-HS        |   |   |   |   | 5,500.00     | 4,725.00     | 518.00                 | 257.00       |
| 34 | COMPUTER AND COPIER REPAIR/MAINT-MS        |   |   |   |   | 5,500.00     | 4,785.00     | 0.00                   | 715.00       |
| 35 | COMPUTER AND COPIER REPAIR/MAINT-PS        |   |   |   |   | 5,500.00     | 4,725.00     | 200.00                 | 575.00       |
| 36 | COMPUTER AND COPIER REPAIR/MAINT-ES        |   |   |   |   | 5,500.00     | 4,915.00     | 0.00                   | 585.00       |
| 37 | GENERAL REPAIR-HS                          |   |   |   |   | 4,952.55     | 0.00         | 0.00                   | 4,952.55     |
| 38 | CONTRACTED SERVICE-DRAMA                   |   |   |   |   | 0.00         | 0.00         | 0.00                   | 0.00         |
| 39 | BAND INSTRUMENT REPAIR-HS                  |   |   |   |   | 4,500.00     | 272.50       | 79.50                  | 4,148.00     |
| 40 | BAND INSTRUMENT REPAIR-MS                  |   |   |   |   | 2,500.00     | 760.65       | 0.00                   | 1,739.35     |
| 41 | REPAIR-HS-SCIENCE                          |   |   |   |   | 0.00         | 0.00         | 0.00                   | 0.00         |
| 42 | REPAIR-MS-SCIENCE                          |   |   |   |   | 0.00         | 0.00         | 0.00                   | 0.00         |
| 43 | PHOTOGRAPHY REPAIR/MAINT-HS                |   |   |   |   | 0.00         | 0.00         | 0.00                   | 0.00         |
| 44 | REPAIR-CAREER & TECH-HS                    |   |   |   |   | 0.00         | 0.00         | 0.00                   | 0.00         |
| 45 | VO AG-MAINT-HS                             |   |   |   |   | 1,000.00     | 0.00         | 0.00                   | 1,000.00     |
| 46 | HOMEMAKING MAINT-HS                        |   |   |   |   | 500.00       | 0.00         | 0.00                   | 500.00       |
| 47 | AUTO MECH MAINT-HS                         |   |   |   |   | 2,000.00     | 346.78       | 0.00                   | 1,653.22     |
| 48 | REPAIR-HS-DE                               |   |   |   |   | 0.00         | 0.00         | 0.00                   | 0.00         |
| 49 | REPAIR-HS-SP ED                            |   |   |   |   | 350.00       | 350.00       | 0.00                   | 0.00         |
| 50 | REPAIR-MS-SP ED                            |   |   |   |   | 0.00         | 0.00         | 0.00                   | 0.00         |

|    | A                                | B | C | D | E | F          | G         | H         | I          |
|----|----------------------------------|---|---|---|---|------------|-----------|-----------|------------|
| 51 | RENTAL DRIVER'S ED-HS            |   |   |   |   | 0.00       | 0.00      | 0.00      | 0.00       |
| 52 | CONT-SERV-COMPUTERS-HS           |   |   |   |   | 26,510.00  | 250.00    | 919.38    | 25,340.62  |
| 53 | CONT SERV-COMPUTERS-HS ALLOTMENT |   |   |   |   | 22,000.00  | 0.00      | 6,770.00  | 15,230.00  |
| 54 | CONT-SERV-COMPUTERS-HS-ST COMP   |   |   |   |   | 490.00     | 490.00    | 919.38    | (919.38)   |
| 55 | CONT SERV-COMPUTERS-MS           |   |   |   |   | 26,510.00  | 0.00      | 0.00      | 26,510.00  |
| 56 | CONT SERV-COMPUTERS-MS-ST COMP   |   |   |   |   | 490.00     | 490.00    | 0.00      | 0.00       |
| 57 | CONT SERV-COMPUTERS-PS           |   |   |   |   | 27,000.00  | 0.00      | 919.38    | 26,080.62  |
| 58 | CONT SERV-COMPUTERS-PS ESL       |   |   |   |   | 0.00       | 0.00      | 0.00      | 0.00       |
| 59 | CONT SERV-COMPUTERS-PS-ST COMP   |   |   |   |   | 0.00       | 0.00      | 0.00      | 0.00       |
| 60 | CONT SERV-COMPUTERS- ES          |   |   |   |   | 25,000.00  | 0.00      | 919.37    | 24,080.63  |
| 61 | CONT SERV-COMPUTERS-ES-ESL       |   |   |   |   | 0.00       | 0.00      | 0.00      | 0.00       |
| 62 | CONT SERV-COMPUTERS-ES-ST COMP   |   |   |   |   | 0.00       | 0.00      | 0.00      | 0.00       |
| 63 | CONT SERV-TECHNOLOGY-HS          |   |   |   |   | 5,000.00   | 0.00      | 3,450.00  | 1,550.00   |
| 64 | CONT SERV-TECHNOLOGY-MS          |   |   |   |   | 5,000.00   | 0.00      | 0.00      | 5,000.00   |
| 65 | CONT SERV-TECHNOLOGY-PS          |   |   |   |   | 5,000.00   | 141.19    | 0.00      | 4,858.81   |
| 66 | CONT SERV-TECHNOLOGY-ES          |   |   |   |   | 5,000.00   | 0.00      | 0.00      | 5,000.00   |
| 67 | TOTAL                            |   |   |   |   | 232,032.00 | 68,480.57 | 14,695.01 | 148,856.42 |
| 68 |                                  |   |   |   |   |            |           |           |            |
| 69 | INST SUPPLIES-HS                 |   |   |   |   | 14,000.00  | 11,377.04 | 1,597.27  | 1,025.69   |
| 70 | INST SUPPLIES-HS-G/T             |   |   |   |   | 100.00     | 0.00      | 0.00      | 100.00     |
| 71 | INST SUPPLIES-HS-ESL             |   |   |   |   | 300.00     | 20.66     | 0.00      | 279.34     |
| 72 | INST SUPPLIES-HS-ST COMP         |   |   |   |   | 2,500.00   | 886.67    | 205.53    | 1,407.80   |
| 73 | INST SUPPLIES-HS-ENTENDED DAY    |   |   |   |   | 2,000.00   | 0.00      | 1,046.30  | 953.70     |
| 74 | INST SUPPLIES-HS ALLOTMENT       |   |   |   |   | 10,000.00  | 17.50     | 0.00      | 9,982.50   |
| 75 | INST SUPPLIES-MS                 |   |   |   |   | 12,500.00  | 5,774.87  | 1,077.27  | 5,647.86   |
| 76 | INST SUPPLIES-MS-G/T             |   |   |   |   | 100.00     | 0.00      | 0.00      | 100.00     |
| 77 | INST SUPPLIES-MS-ESL             |   |   |   |   | 300.00     | 85.00     | 75.08     | 139.92     |
| 78 | INST SUPPLIES-MS-ST COMP         |   |   |   |   | 2,000.00   | 1,076.10  | 0.00      | 923.90     |
| 79 | INST SUPPLIES-MS-EXTENDED DAY    |   |   |   |   | 1,500.00   | 195.00    | 250.00    | 1,055.00   |
| 80 | INST SUPPLIES-PS                 |   |   |   |   | 18,000.00  | 4,948.88  | 1,379.03  | 11,672.09  |
| 81 | INST SUPPLIES-PS-G/T             |   |   |   |   | 200.00     | 0.00      | 0.00      | 200.00     |
| 82 | INST SUPPLIES-PS-ESL             |   |   |   |   | 300.00     | 0.00      | 0.00      | 300.00     |
| 83 | INST SUPPLIES-PS-ST COMP         |   |   |   |   | 1,000.00   | 0.00      | 0.00      | 1,000.00   |
| 84 | INST SUPPLIES-PS-AFTER SCHOOL    |   |   |   |   | 2,000.00   | 0.00      | 300.00    | 1,700.00   |
| 85 | INST SUPPLIES-ES                 |   |   |   |   | 18,000.00  | 5,963.87  | 1,077.26  | 10,958.87  |
| 86 | INST SUPPLIES-ES-G/T             |   |   |   |   | 1,964.63   | 1,964.63  | 0.00      | 0.00       |
| 87 | INST SUPPLIES-ES-ESL             |   |   |   |   | 300.00     | 63.36     | 0.00      | 236.64     |
| 88 | INST SUPPLIES-ES-ST COMP         |   |   |   |   | 2,000.00   | 500.00    | 0.00      | 1,500.00   |
| 89 | INST SUPPLIES-ES-AFTER SCHOOL    |   |   |   |   | 2,000.00   | 1,189.98  | 0.00      | 810.02     |
| 90 | SUMMER SCHOOL SUPPLIES           |   |   |   |   | 0.00       | 0.00      | 0.00      | 0.00       |
| 91 | SUPPLIES-DISTRICT                |   |   |   |   | 0.00       | 0.00      | 0.00      | 0.00       |
| 92 | GENERAL SUPPLIES-HS              |   |   |   |   | 10,000.00  | 0.00      | 0.00      | 10,000.00  |
| 93 | GENERAL SUPPLIES-MS              |   |   |   |   | 3,000.00   | 0.00      | 0.00      | 3,000.00   |
| 94 | GENERAL SUPPLIES-PS              |   |   |   |   | 5,000.00   | 0.00      | 0.00      | 5,000.00   |
| 95 | GENERAL SUPPLIES-ES              |   |   |   |   | 3,335.37   | 0.00      | 0.00      | 3,335.37   |
| 96 | ENGLISH-HS                       |   |   |   |   | 1,000.00   | 0.00      | 0.00      | 1,000.00   |
| 97 | ENGLISH-MS                       |   |   |   |   | 500.00     | 0.00      | 0.00      | 500.00     |
| 98 | SPEECH-HS                        |   |   |   |   | 100.00     | 0.00      | 26.40     | 73.60      |
| 99 | SPEECH-MS                        |   |   |   |   | 200.00     | 0.00      | 0.00      | 200.00     |

|     | A                 | B | C | D | E | F        | G        | H        | I        |
|-----|-------------------|---|---|---|---|----------|----------|----------|----------|
| 100 | JOURNALISM-HS     |   |   |   |   | 500.00   | 289.00   | 0.00     | 211.00   |
| 101 | JOURNALISM-MS     |   |   |   |   | 0.00     | 0.00     | 0.00     | 0.00     |
| 102 | DRAMA-HS          |   |   |   |   | 4,000.00 | 1,053.54 | 344.24   | 2,602.22 |
| 103 | DRAMA-MS          |   |   |   |   | 250.00   | 0.00     | 0.00     | 250.00   |
| 104 | READING-MS        |   |   |   |   | 750.00   | 0.00     | 0.00     | 750.00   |
| 105 | SPANISH-HS        |   |   |   |   | 250.00   | 0.00     | 0.00     | 250.00   |
| 106 | BAND-HS           |   |   |   |   | 5,000.00 | 3,636.46 | 231.41   | 1,132.13 |
| 107 | CHOIR-HS          |   |   |   |   | 1,000.00 | 724.76   | 0.00     | 275.24   |
| 108 | BAND-MS           |   |   |   |   | 4,000.00 | 2,012.43 | 440.55   | 1,547.02 |
| 109 | CHOIR-MS          |   |   |   |   | 1,000.00 | 534.26   | 0.00     | 465.74   |
| 110 | HISTORY-HS        |   |   |   |   | 500.00   | 17.50    | 0.00     | 482.50   |
| 111 | HISTORY-MS        |   |   |   |   | 500.00   | 0.00     | 0.00     | 500.00   |
| 112 | MATH-HS           |   |   |   |   | 750.00   | 0.00     | 0.00     | 750.00   |
| 113 | MATH-MS           |   |   |   |   | 750.00   | 405.35   | 0.00     | 344.65   |
| 114 | ART-HS            |   |   |   |   | 1,000.00 | 0.00     | 0.00     | 1,000.00 |
| 115 | ART-MS            |   |   |   |   | 1,000.00 | 439.93   | 320.98   | 239.09   |
| 116 | ART-PS            |   |   |   |   | 1,000.00 | 819.31   | 0.00     | 180.69   |
| 117 | ART-ES            |   |   |   |   | 1,000.00 | 963.38   | 0.00     | 36.62    |
| 118 | SCIENCE-HS        |   |   |   |   | 4,000.00 | 1,839.51 | 82.49    | 2,078.00 |
| 119 | SCIENCE-MS        |   |   |   |   | 2,000.00 | 803.11   | 0.00     | 1,196.89 |
| 120 | MUSIC-PS          |   |   |   |   | 1,000.00 | 0.00     | 0.00     | 1,000.00 |
| 121 | MUSIC-ES          |   |   |   |   | 1,000.00 | 0.00     | 0.00     | 1,000.00 |
| 122 | PE-HS             |   |   |   |   | 1,000.00 | 0.00     | 332.85   | 667.15   |
| 123 | PE-MS             |   |   |   |   | 750.00   | 0.00     | 0.00     | 750.00   |
| 124 | PE-PS             |   |   |   |   | 1,000.00 | 570.93   | 79.96    | 349.11   |
| 125 | PE-ES             |   |   |   |   | 750.00   | 612.68   | 0.00     | 137.32   |
| 126 | INST HEALTH-HS    |   |   |   |   | 125.00   | 0.00     | 0.00     | 125.00   |
| 127 | PHOTOGRAPHY-HS    |   |   |   |   | 0.00     | 0.00     | 0.00     | 0.00     |
| 128 | DRIVER'S ED-HS    |   |   |   |   | 0.00     | 0.00     | 0.00     | 0.00     |
| 129 | BUSINESS DEPT-HS  |   |   |   |   | 1,000.00 | 0.00     | 0.00     | 1,000.00 |
| 130 | KEYBOARDING-MS    |   |   |   |   | 500.00   | 0.00     | 0.00     | 500.00   |
| 131 | HEALTH-HS         |   |   |   |   | 0.00     | 0.00     | 0.00     | 0.00     |
| 132 | SIXTH GRADE-MS    |   |   |   |   | 0.00     | 0.00     | 0.00     | 0.00     |
| 133 | PRE-K-PS          |   |   |   |   | 1,000.00 | 132.35   | 0.00     | 867.65   |
| 134 | KINDERGARTEN-PS   |   |   |   |   | 6,000.00 | 2,418.20 | 1,457.62 | 2,124.18 |
| 135 | FIRST GRADE-PS    |   |   |   |   | 6,000.00 | 1,857.66 | 0.00     | 4,142.34 |
| 136 | SECOND GRADE-PS   |   |   |   |   | 6,000.00 | 620.96   | 1,262.93 | 4,116.11 |
| 137 | HEAD START-PS     |   |   |   |   | 500.00   | 23.64    | 0.00     | 476.36   |
| 138 | THIRD GRADE-ES    |   |   |   |   | 6,000.00 | 821.25   | 339.50   | 4,839.25 |
| 139 | FOURTH GRADE-ES   |   |   |   |   | 6,000.00 | 670.23   | 0.00     | 5,329.77 |
| 140 | FIFTH GRADE-ES    |   |   |   |   | 6,000.00 | 1,037.77 | 492.40   | 4,469.83 |
| 141 | COMPUTER LAB-MS   |   |   |   |   | 500.00   | 0.00     | 0.00     | 500.00   |
| 142 | COMPUTER LAB-PS   |   |   |   |   | 1,000.00 | 0.00     | 0.00     | 1,000.00 |
| 143 | COMPUTER LAB-ES   |   |   |   |   | 1,000.00 | 838.36   | 0.00     | 161.64   |
| 144 | CAREER & TECH-HS  |   |   |   |   | 0.00     | 0.00     | 0.00     | 0.00     |
| 145 | VO AGRICULTURE-HS |   |   |   |   | 2,000.00 | 914.28   | 400.00   | 685.72   |
| 146 | HOMEMAKING-HS     |   |   |   |   | 2,000.00 | 1,266.71 | 152.25   | 581.04   |
| 147 | AUTO MECH-HS      |   |   |   |   | 2,000.00 | 1,511.83 | 200.00   | 288.17   |
| 148 | D E -HS           |   |   |   |   | 750.00   | 481.50   | 256.12   | 12.38    |
| 149 | SPEECH THERAPY-PS |   |   |   |   | 0.00     | 0.00     | 0.00     | 0.00     |
| 150 | SPEECH THERAPY-ES |   |   |   |   | 0.00     | 0.00     | 0.00     | 0.00     |

|     | A                               | B | C | D | E | F          | G         | H         | I          |
|-----|---------------------------------|---|---|---|---|------------|-----------|-----------|------------|
| 151 | CONTENT MASTERY-HS              |   |   |   |   | 0.00       | 0.00      | 0.00      | 0.00       |
| 152 | SPECIAL ED-HS                   |   |   |   |   | 2,250.00   | 44.04     | 0.00      | 2,205.96   |
| 153 | SPECIAL ED-MS                   |   |   |   |   | 2,000.00   | 0.00      | 100.00    | 1,900.00   |
| 154 | SPECIAL ED-PS                   |   |   |   |   | 1,000.00   | 477.55    | 0.00      | 522.45     |
| 155 | SPECIAL ED-ES                   |   |   |   |   | 2,000.00   | 848.63    | 0.00      | 1,151.37   |
| 156 | SUPPLIES-HS-SCIENCE-RENOVATIONS |   |   |   |   | 0.00       | 0.00      | 0.00      | 0.00       |
| 157 | SUPPLIES-TECHNOLOGY-HS**        |   |   |   |   | 10,000.00  | 8,490.64  | 0.00      | 1,509.36   |
| 158 | SUPPLIES-TECHNOLOGY-MS**        |   |   |   |   | 12,000.00  | 11,885.50 | 0.00      | 114.50     |
| 159 | SUPPLIES-TECHNOLOGY-PS**        |   |   |   |   | 10,000.00  | 7,989.85  | 0.00      | 2,010.15   |
| 160 | SUPPLIES-TECHNOLOGY-ES**        |   |   |   |   | 10,000.00  | 7,868.98  | 0.00      | 2,131.02   |
| 161 | TOTAL                           |   |   |   |   | 246,575.00 | 98,985.64 | 13,527.44 | 134,061.92 |
| 162 |                                 |   |   |   |   |            |           |           |            |
| 163 | GENERAL TRAVEL-HS               |   |   |   |   | 2,500.00   | 0.00      | 0.00      | 2,500.00   |
| 164 | TRAVEL-BUSINESS-HS              |   |   |   |   | 0.00       | 0.00      | 0.00      | 0.00       |
| 165 | TRAVEL-DRAFTING-HS              |   |   |   |   | 0.00       | 0.00      | 0.00      | 0.00       |
| 166 | TRAVEL-VO AG-HS                 |   |   |   |   | 5,000.00   | 757.26    | 0.00      | 4,242.74   |
| 167 | TRAVEL-HOMEMAKING-HS            |   |   |   |   | 1,000.00   | 88.00     | 0.00      | 912.00     |
| 168 | TRAVEL-AUTO MECH-HS             |   |   |   |   | 0.00       | 0.00      | 0.00      | 0.00       |
| 169 | TRAVEL-DE-HS                    |   |   |   |   | 1,000.00   | 0.00      | 0.00      | 1,000.00   |
| 170 | TRAVEL-SP ED-NON EMPLOYEE       |   |   |   |   | 2,718.00   | 302.00    | 0.00      | 2,416.00   |
| 171 | FEE/DUES-ES                     |   |   |   |   | 0.00       | 0.00      | 0.00      | 0.00       |
| 172 | GRADUATION EXPENSE              |   |   |   |   | 2,500.00   | 0.00      | 274.65    | 2,225.35   |
| 173 | TOTAL                           |   |   |   |   | 14,718.00  | 1,147.26  | 274.65    | 13,296.09  |
| 174 |                                 |   |   |   |   |            |           |           |            |
| 175 | VECHILE-VO AG                   |   |   |   |   | 0.00       | 0.00      | 0.00      | 0.00       |
| 176 | EQUIP/FURN>5,000-VO AG          |   |   |   |   | 0.00       | 0.00      | 0.00      | 0.00       |
| 177 | FURN/EQUIP-HS                   |   |   |   |   | 6,576.98   | 0.00      | 0.00      | 6,576.98   |
| 178 | FURN/EQUIP-C/T                  |   |   |   |   | 741.58     | 741.58    | 0.00      | 0.00       |
| 179 | FURN/EQUIP-HS ALLOTMENT         |   |   |   |   | 10,000.00  | 0.00      | 0.00      | 10,000.00  |
| 180 | FURN/EQUIP-MS                   |   |   |   |   | 8,984.00   | 0.00      | 0.00      | 8,984.00   |
| 181 | FURN/EQUIP-MS-ST COMP           |   |   |   |   | 0.00       | 0.00      | 0.00      | 0.00       |
| 182 | FURN/EQUIP-PS                   |   |   |   |   | 6,526.00   | 0.00      | 0.00      | 6,526.00   |
| 183 | FURN/EQUIP-ES                   |   |   |   |   | 2,396.65   | 0.00      | 204.00    | 2,192.65   |
| 184 | FURN/EQUIP-DISTRICT WIDE        |   |   |   |   | 50,000.00  | 0.00      | 0.00      | 50,000.00  |
| 185 | FURN/EQUIP-HS-ENGLISH           |   |   |   |   | 379.00     | 379.00    | 0.00      | 0.00       |
| 186 | FURN/EQUIP-DRAMA                |   |   |   |   | 379.00     | 379.00    | 0.00      | 0.00       |
| 187 | FURN/EQUIP-MS-READING           |   |   |   |   | 0.00       | 0.00      | 0.00      | 0.00       |
| 188 | FURN/EQUIP-SPANISH              |   |   |   |   | 0.00       | 0.00      | 0.00      | 0.00       |
| 189 | BAND INSTRUMENTS-HS             |   |   |   |   | 695.00     | 695.00    | 0.00      | 0.00       |
| 190 | FURN/EQUIP-HS CHOIR             |   |   |   |   | 0.00       | 0.00      | 0.00      | 0.00       |
| 191 | BAND INSTRUMENTS-MS             |   |   |   |   | 0.00       | 0.00      | 0.00      | 0.00       |
| 192 | FURN/EQUIP-HS HISTORY           |   |   |   |   | 0.00       | 0.00      | 0.00      | 0.00       |
| 193 | FURN/EQUIP-MS-HISTORY           |   |   |   |   | 0.00       | 0.00      | 0.00      | 0.00       |
| 194 | FURN/EQUIP-HS-MATH              |   |   |   |   | 379.00     | 379.00    | 0.00      | 0.00       |
| 195 | FURN/EQUIP-HS-ART               |   |   |   |   | 0.00       | 0.00      | 0.00      | 0.00       |
| 196 | FURN/EQUIP-HS-SCIENCE           |   |   |   |   | 0.00       | 0.00      | 0.00      | 0.00       |
| 197 | FURN/EQUIP-MS-SCIENCE           |   |   |   |   | 758.00     | 758.00    | 0.00      | 0.00       |
| 198 | FURN/EQUIP-PS-MUSIC             |   |   |   |   | 0.00       | 0.00      | 0.00      | 0.00       |
| 199 | FURN/EQUIP-ES-MUSIC             |   |   |   |   | 0.00       | 0.00      | 0.00      | 0.00       |
| 200 | FURN/EQUIP-PS-PE                |   |   |   |   | 0.00       | 0.00      | 0.00      | 0.00       |
| 201 | FURN/EQUIP-ES-PE                |   |   |   |   | 0.00       | 0.00      | 0.00      | 0.00       |

|     | A                                 | B | C | D | E | F            | G            | H          | I            |
|-----|-----------------------------------|---|---|---|---|--------------|--------------|------------|--------------|
| 202 | FURN/EQUIP-KEYBOARDING-MS         |   |   |   |   | 0.00         | 0.00         | 0.00       | 0.00         |
| 203 | FURN/EQUIP-PS-PRE-K               |   |   |   |   | 370.79       | 370.79       | 0.00       | 0.00         |
| 204 | FURN/EQUIP-PS-KINDERGARTEN        |   |   |   |   | 749.79       | 749.79       | 0.00       | 0.00         |
| 205 | FURN/EQUIP-PS-FIRST GRADE         |   |   |   |   | 1,353.84     | 1,353.84     | 0.00       | 0.00         |
| 206 | FURN/EQUIP-PS-SECOND GRADE        |   |   |   |   | 758.00       | 758.00       | 0.00       | 0.00         |
| 207 | FURN/EQUIP-HEAD START             |   |   |   |   | 741.58       | 741.58       | 0.00       | 0.00         |
| 208 | FURN/EQUIP-ES-THIRD GRADE         |   |   |   |   | 3,233.89     | 3,233.89     | 0.00       | 0.00         |
| 209 | FURN/EQUIP-ES-FOURTH GRADE        |   |   |   |   | 2,644.72     | 2,224.74     | 419.98     | 0.00         |
| 210 | FURN/EQUIP-ES-FIFTH GRADE         |   |   |   |   | 2,224.74     | 2,224.74     | 0.00       | 0.00         |
| 211 | FURN/EQUIP-HS-CAREER/TECH         |   |   |   |   | 0.00         | 0.00         | 0.00       | 0.00         |
| 212 | FURN/EQUIP-VO AG                  |   |   |   |   | 0.00         | 0.00         | 0.00       | 0.00         |
| 213 | FURN/EQUIP-DE                     |   |   |   |   | 0.00         | 0.00         | 0.00       | 0.00         |
| 214 | FURN-EQUIP-HS-AUTO MECH           |   |   |   |   | 599.65       | 599.65       | 0.00       | 0.00         |
| 215 | FURN/EQUIP-PS-SPEECH              |   |   |   |   | 0.00         | 0.00         | 0.00       | 0.00         |
| 216 | FURN/EQUIP-HS-SP ED               |   |   |   |   | 749.79       | 749.79       | 0.00       | 0.00         |
| 217 | FURN/EQUIP-MS-SP ED               |   |   |   |   | 758.00       | 758.00       | 0.00       | 0.00         |
| 218 | FURN/EQUIP-PS-SP ED               |   |   |   |   | 0.00         | 0.00         | 0.00       | 0.00         |
| 219 | FURN/EQUIP-ES-SP ED               |   |   |   |   | 0.00         | 0.00         | 0.00       | 0.00         |
| 220 | FURN/EQUIP-HS-SCIENCE-RENOVATIONS |   |   |   |   | 0.00         | 0.00         | 0.00       | 0.00         |
| 221 | FURN/EQUIP-HS TECHNOLOGY**        |   |   |   |   | 375,000.00   | 1,748.27     | 0.00       | 373,251.73   |
| 222 | FURN/EQUIP-HS-ST COMP             |   |   |   |   | 0.00         | 7,415.80     | 0.00       | (7,415.80)   |
| 223 | FURN/EQUIP-MS TECHNOLOGY**        |   |   |   |   | 0.00         | 1,748.28     | 0.00       | (1,748.28)   |
| 224 | FURN/EQUIP-PS TECHNOLOGY**        |   |   |   |   | 0.00         | 1,748.28     | 0.00       | (1,748.28)   |
| 225 | FURN/EQUIP-ES TECHNOLOGY**        |   |   |   |   | 0.00         | 2,528.26     | 0.00       | (2,528.26)   |
| 226 | FURN/EQUIP-ES-ST COMP             |   |   |   |   | 0.00         | 7,415.80     | 0.00       | (7,415.80)   |
| 227 | TOTAL                             |   |   |   |   | 477,000.00   | 39,701.08    | 623.98     | 436,674.94   |
| 228 |                                   |   |   |   |   |              |              |            |              |
| 229 | TOTAL INSTRUCTION                 |   |   |   |   | 7,993,823.00 | 3,031,193.78 | 837,394.38 | 4,125,234.84 |
| 230 |                                   |   |   |   |   |              |              |            |              |
| 231 |                                   |   |   |   |   |              |              |            |              |
| 232 |                                   |   |   |   |   |              |              |            |              |
| 233 | SUBSTITUTES                       |   |   |   |   | 1,000.00     | 130.00       | 0.00       | 870.00       |
| 234 | SALARIES                          |   |   |   |   | 142,340.00   | 66,049.45    | 23,395.10  | 52,895.45    |
| 235 | FIMM                              |   |   |   |   | 2,123.00     | 869.19       | 0.00       | 1,253.81     |
| 236 | HEALTH INSURANCE                  |   |   |   |   | 14,340.00    | 4,856.20     | 0.00       | 9,483.80     |
| 237 | WORKER'S COMPENSATION             |   |   |   |   | 935.00       | 0.00         | 0.00       | 935.00       |
| 238 | TRS ON BEHALF                     |   |   |   |   | 0.00         | 0.00         | 0.00       | 0.00         |
| 239 | UNEMPLOYMENT                      |   |   |   |   | 483.00       | 151.44       | 0.00       | 331.56       |
| 240 | TEACHER RETIREMENT/TRS CARE       |   |   |   |   | 1,869.00     | 975.07       | 0.00       | 893.93       |
| 241 | PERSONAL DAYS                     |   |   |   |   | 2,800.00     | 0.00         | 0.00       | 2,800.00     |
| 242 | TOTAL                             |   |   |   |   | 165,890.00   | 73,031.35    | 23,395.10  | 69,463.55    |
| 243 |                                   |   |   |   |   |              |              |            |              |
| 244 | REGION VII SERVICES-HS            |   |   |   |   | 0.00         | 0.00         | 0.00       | 0.00         |
| 245 | REGION VII SERVICES-MS            |   |   |   |   | 0.00         | 0.00         | 0.00       | 0.00         |
| 246 | REGION VII SERVICES-PS            |   |   |   |   | 0.00         | 0.00         | 0.00       | 0.00         |
| 247 | REGION VII SERVICES-ES            |   |   |   |   | 0.00         | 0.00         | 0.00       | 0.00         |
| 248 | AUDIO VISUAL/REPAIR-HS            |   |   |   |   | 0.00         | 0.00         | 0.00       | 0.00         |
| 249 | AUDIO VISUAL/REPAIR-MS            |   |   |   |   | 0.00         | 0.00         | 0.00       | 0.00         |
| 250 | AUDIO VISUAL/REPAIR-PS            |   |   |   |   | 0.00         | 0.00         | 0.00       | 0.00         |
| 251 | AUDIO VISUAL/REPAIR-ES            |   |   |   |   | 0.00         | 0.00         | 0.00       | 0.00         |

12-LIBRARY

|     | A                                    | B | C | D | E | F          | G         | H         | I         |
|-----|--------------------------------------|---|---|---|---|------------|-----------|-----------|-----------|
| 252 | CONTRACTED SERVICES-HS               |   |   |   |   | 2,000.00   | 369.90    | 750.68    | 879.42    |
| 253 | CONTRACTED SERVICES-MS               |   |   |   |   | 1,000.00   | 194.90    | 0.00      | 805.10    |
| 254 | CONTRACTED SERVICES-PS               |   |   |   |   | 1,000.00   | 194.90    | 0.00      | 805.10    |
| 255 | CONTRACTED SERVICES-ES               |   |   |   |   | 1,000.00   | 194.89    | 0.00      | 805.11    |
| 256 | TOTAL                                |   |   |   |   | 5,000.00   | 954.59    | 750.68    | 3,294.73  |
| 257 |                                      |   |   |   |   |            |           |           |           |
| 258 | MAGAZINES/BOOKS-HS                   |   |   |   |   | 7,500.00   | 4,350.04  | 1,441.87  | 1,708.09  |
| 259 | MAGAZINES/BOOKS-MS                   |   |   |   |   | 6,150.00   | 4,146.44  | 1,996.66  | 6.90      |
| 260 | MAGAZINES/BOOKS-PS                   |   |   |   |   | 7,500.00   | 0.00      | 0.00      | 7,500.00  |
| 261 | MAGAZINES/BOOKS-ES                   |   |   |   |   | 5,500.00   | 4,736.43  | 0.00      | 763.57    |
| 262 | AUDIO VISUAL & OTHER INST SUPPLY-HS  |   |   |   |   | 2,242.00   | 495.69    | 115.10    | 1,631.21  |
| 263 | AUDIO VISUAL & OTHER INST SUPPLY-MS  |   |   |   |   | 366.84     | 469.48    | 0.00      | (102.64)  |
| 264 | AUDIO VISUAL & OTHER INST SUPPLY-PS  |   |   |   |   | 3,000.00   | 0.00      | 0.00      | 3,000.00  |
| 265 | AUDIO VISUAL & OTHER INST SUPPLY-ES  |   |   |   |   | 853.80     | 289.31    | 0.00      | 564.49    |
| 266 | TOTAL                                |   |   |   |   | 33,112.64  | 14,487.39 | 3,553.63  | 15,071.62 |
| 267 |                                      |   |   |   |   |            |           |           |           |
| 268 | TRAVEL-HS                            |   |   |   |   | 250.00     | 446.00    | 25.00     | (221.00)  |
| 269 | TRAVEL-MS                            |   |   |   |   | 50.00      | 25.00     | 25.00     | 0.00      |
| 270 | TRAVEL-PS                            |   |   |   |   | 50.00      | 25.00     | 25.00     | 0.00      |
| 271 | TRAVEL-ES                            |   |   |   |   | 250.00     | 453.00    | 0.00      | (203.00)  |
| 272 | FEES/DUES-HS                         |   |   |   |   | 500.00     | 0.00      | 0.00      | 500.00    |
| 273 | TOTAL                                |   |   |   |   | 1,100.00   | 949.00    | 75.00     | 76.00     |
| 274 |                                      |   |   |   |   |            |           |           |           |
| 275 | FURN/EQUIP-HS                        |   |   |   |   | 758.00     | 758.00    | 0.00      | 0.00      |
| 276 | FURN/EQUIP-MS                        |   |   |   |   | 1,483.16   | 1,483.16  | 0.00      | 0.00      |
| 277 | FURN/EQUIP-PS                        |   |   |   |   | 0.00       | 0.00      | 0.00      | 0.00      |
| 278 | FURN/EQUIP-ES                        |   |   |   |   | 1,646.20   | 0.00      | 1,646.20  | 0.00      |
| 279 | TOTAL                                |   |   |   |   | 3,887.36   | 2,241.16  | 1,646.20  | 0.00      |
| 280 |                                      |   |   |   |   |            |           |           |           |
| 281 | TOTAL LIBRARY                        |   |   |   |   | 208,990.00 | 91,663.49 | 29,420.61 | 87,905.90 |
| 282 |                                      |   |   |   |   |            |           |           |           |
| 283 |                                      |   |   |   |   |            |           |           |           |
| 284 |                                      |   |   |   |   |            |           |           |           |
| 285 | DEPARTMENT HEAD/JUDGE TRUST          |   |   |   |   | 7,300.00   | 2,288.20  | 791.81    | 4,219.99  |
| 286 | FIMM                                 |   |   |   |   | 104.00     | 27.29     | 0.00      | 76.71     |
| 287 | HEALTH INSURANCE                     |   |   |   |   | 276.00     | 158.60    | 0.00      | 117.40    |
| 288 | WORKER'S COMPENSATION                |   |   |   |   | 55.00      | 0.00      | 0.00      | 55.00     |
| 289 | TRS ON-BEHALF                        |   |   |   |   | 0.00       | 0.00      | 0.00      | 0.00      |
| 290 | UNEMPLOYMENT                         |   |   |   |   | 17.00      | 7.43      | 0.00      | 9.57      |
| 291 | TEACHER RETIREMENT/TRS CARE          |   |   |   |   | 96.00      | 47.16     | 0.00      | 48.84     |
| 292 | TOTAL                                |   |   |   |   | 7,848.00   | 2,528.68  | 791.81    | 4,527.51  |
| 293 |                                      |   |   |   |   |            |           |           |           |
| 294 | CONTRACTED STAFF DEVELOPMENT-HS ALLO |   |   |   |   | 1,500.00   | 0.00      | 0.00      | 1,500.00  |
| 295 | CONTRACTED STAFF-DEVELOPMENT         |   |   |   |   | 1,500.00   | 0.00      | 0.00      | 1,500.00  |
| 296 | STAFF DEVELOPMENT-REGION VII         |   |   |   |   | 7,500.00   | 7,574.35  | 0.00      | (74.35)   |
| 297 | STAFF DEVELOPMENT-G/T-REGION VII     |   |   |   |   | 11,000.00  | 11,000.00 | 0.00      | 0.00      |
| 298 | STAFF DEVELOPMENT-CT-REGION VII      |   |   |   |   | 4,000.00   | 3,806.00  | 0.00      | 194.00    |
| 299 | TOTAL                                |   |   |   |   | 25,500.00  | 22,380.35 | 0.00      | 3,119.65  |
| 300 |                                      |   |   |   |   |            |           |           |           |
| 301 | SUPPLIES-IN SERVICE                  |   |   |   |   | 0.00       | 0.00      | 0.00      | 0.00      |

13-STAFF DEVELOPMENT

|     | A                                  | B | C | D | E | F         | G         | H        | I         |
|-----|------------------------------------|---|---|---|---|-----------|-----------|----------|-----------|
| 302 | TOTAL                              |   |   |   |   | 0.00      | 0.00      | 0.00     | 0.00      |
| 303 |                                    |   |   |   |   |           |           |          |           |
| 304 | TRAVEL-HS-REG                      |   |   |   |   | 1,914.00  | 1,677.08  | 0.00     | 236.92    |
| 305 | TRAVEL-HS-VOC                      |   |   |   |   | 161.00    | 161.00    | 0.00     | 0.00      |
| 306 | TRAVEL-HS-SP ED                    |   |   |   |   | 0.00      | 0.00      | 0.00     | 0.00      |
| 307 | TRAVEL-HS-ST COMP                  |   |   |   |   | 0.00      | 0.00      | 0.00     | 0.00      |
| 308 | TRAVEL-HS-ESL                      |   |   |   |   | 0.00      | 0.00      | 0.00     | 0.00      |
| 309 | TRAVEL-HS ALLOTMENT                |   |   |   |   | 9,500.00  | 2,168.12  | 0.00     | 7,331.88  |
| 310 | TRAVEL-MS-REG                      |   |   |   |   | 2,500.00  | 257.00    | 0.00     | 2,243.00  |
| 311 | TRAVEL-MS-SP ED                    |   |   |   |   | 0.00      | 0.00      | 0.00     | 0.00      |
| 312 | TRAVEL-MS-ST COMP                  |   |   |   |   | 0.00      | 0.00      | 0.00     | 0.00      |
| 313 | TRAVEL-MS-ESL                      |   |   |   |   | 0.00      | 0.00      | 0.00     | 0.00      |
| 314 | TRAVEL-PS-REG                      |   |   |   |   | 2,500.00  | 257.00    | 1,323.00 | 920.00    |
| 315 | TRAVEL-PS-ST COMP                  |   |   |   |   | 0.00      | 0.00      | 0.00     | 0.00      |
| 316 | TRAVEL-PS-SP ED                    |   |   |   |   | 0.00      | 0.00      | 0.00     | 0.00      |
| 317 | TRAVEL-ES-REG                      |   |   |   |   | 2,500.00  | 134.00    | 0.00     | 2,366.00  |
| 318 | TRAVEL-ES-G/T                      |   |   |   |   | 0.00      | 0.00      | 0.00     | 0.00      |
| 319 | TRAVEL-ES-SP ED                    |   |   |   |   | 0.00      | 0.00      | 0.00     | 0.00      |
| 320 | TRAVEL ES-ST COMP                  |   |   |   |   | 0.00      | 0.00      | 0.00     | 0.00      |
| 321 | TRAVEL-ALL SCHOOLS                 |   |   |   |   | 15,000.00 | 0.00      | 0.00     | 15,000.00 |
| 322 | TRAVEL -TECHNOLOGY                 |   |   |   |   | 4,500.00  | 2,595.38  | 0.00     | 1,904.62  |
| 323 | MISC OPERATING-HS-REG              |   |   |   |   | 425.00    | 425.00    | 0.00     | 0.00      |
| 324 | MISC OPERATING-HS-SP ED            |   |   |   |   | 0.00      | 0.00      | 0.00     | 0.00      |
| 325 | MISC OPERATING-HS-VOC              |   |   |   |   | 0.00      | 0.00      | 0.00     | 0.00      |
| 326 | MISC OEPRATING-HS-G/T              |   |   |   |   | 0.00      | 0.00      | 0.00     | 0.00      |
| 327 | MISC OPERATING-MS-REG              |   |   |   |   | 0.00      | 0.00      | 0.00     | 0.00      |
| 328 | MISC OPERATING-MS-G/T              |   |   |   |   | 0.00      | 0.00      | 0.00     | 0.00      |
| 329 | MISC OPERATING-MS-SP ED            |   |   |   |   | 0.00      | 0.00      | 0.00     | 0.00      |
| 330 | MISC OPERATING-MS-ESL              |   |   |   |   | 0.00      | 0.00      | 0.00     | 0.00      |
| 331 | MISC OPERATING-PS-REG              |   |   |   |   | 0.00      | 0.00      | 0.00     | 0.00      |
| 332 | MISC OPERATING-PS-SP ED            |   |   |   |   | 0.00      | 0.00      | 0.00     | 0.00      |
| 333 | MISC OPERATING-PS-ST COMP          |   |   |   |   | 0.00      | 0.00      | 0.00     | 0.00      |
| 334 | MISC OPERATING-PS-ESL              |   |   |   |   | 0.00      | 0.00      | 0.00     | 0.00      |
| 335 | MISC OPERATING-ES-REG              |   |   |   |   | 0.00      | 0.00      | 0.00     | 0.00      |
| 336 | MISC OPERATING-ES-G/T              |   |   |   |   | 0.00      | 0.00      | 0.00     | 0.00      |
| 337 | MISC OPERATING-ES-SP ED            |   |   |   |   | 0.00      | 0.00      | 0.00     | 0.00      |
| 338 | MISC OPERATING-ES-ESL              |   |   |   |   | 0.00      | 0.00      | 0.00     | 0.00      |
| 339 | TOTAL                              |   |   |   |   | 39,000.00 | 7,674.58  | 1,323.00 | 30,002.42 |
| 340 |                                    |   |   |   |   |           |           |          |           |
| 341 | TOTAL STAFF DEVELOPMENT            |   |   |   |   | 72,348.00 | 32,583.61 | 2,114.81 | 37,649.58 |
| 342 |                                    |   |   |   |   |           |           |          |           |
| 343 | <i>21-INSTRUCTIONAL LEADERSHIP</i> |   |   |   |   |           |           |          |           |
| 344 |                                    |   |   |   |   |           |           |          |           |
| 345 | SALARY                             |   |   |   |   | 62,437.00 | 32,245.30 | 0.00     | 30,191.70 |
| 346 | FIMM                               |   |   |   |   | 918.00    | 442.57    | 0.00     | 475.43    |
| 347 | HEALTH INSURANCE                   |   |   |   |   | 2,688.00  | 1,344.36  | 0.00     | 1,343.64  |
| 348 | WORKER'S COMPENSATION              |   |   |   |   | 395.00    | 0.00      | 0.00     | 395.00    |
| 349 | TRS ON-BEHALF                      |   |   |   |   | 0.00      | 0.00      | 0.00     | 0.00      |
| 350 | UNEMPLOYMENT                       |   |   |   |   | 119.00    | 63.18     | 0.00     | 55.82     |
| 351 | TEACHER RETIREMENT/TRS CARE        |   |   |   |   | 2,119.00  | 1,172.19  | 0.00     | 946.81    |

|     | A                               | B | C | D | E | F          | G          | H         | I          |
|-----|---------------------------------|---|---|---|---|------------|------------|-----------|------------|
| 352 | PERSONAL DAYS                   |   |   |   |   | 1,000.00   | 0.00       | 0.00      | 1,000.00   |
| 353 | TOTAL                           |   |   |   |   | 69,676.00  | 35,267.60  | 0.00      | 34,408.40  |
| 354 |                                 |   |   |   |   |            |            |           |            |
| 355 | CONTRACTED SERVICE              |   |   |   |   | 0.00       | 0.00       | 0.00      | 0.00       |
| 356 |                                 |   |   |   |   |            |            |           |            |
| 357 | SUPPLIES                        |   |   |   |   | 500.00     | 149.38     | 94.71     | 255.91     |
| 358 |                                 |   |   |   |   |            |            |           |            |
| 359 | TRAVEL                          |   |   |   |   | 1,975.00   | 1,532.24   | 0.00      | 442.76     |
| 360 | DUES                            |   |   |   |   | 25.00      | 25.00      | 0.00      | 0.00       |
| 361 | TOTAL                           |   |   |   |   | 2,000.00   | 1,557.24   | 0.00      | 442.76     |
| 362 |                                 |   |   |   |   |            |            |           |            |
| 363 | FURN/EQUIP                      |   |   |   |   | 0.00       | 0.00       | 0.00      | 0.00       |
| 364 |                                 |   |   |   |   |            |            |           |            |
| 365 | TOTAL INSTRUCTIONAL LEADERSHIP  |   |   |   |   | 72,176.00  | 36,974.22  | 94.71     | 35,107.07  |
| 366 |                                 |   |   |   |   |            |            |           |            |
| 367 | <i>23-SCHOOL ADMINISTRATION</i> |   |   |   |   |            |            |           |            |
| 368 | SUBSTITUTES                     |   |   |   |   | 2,000.00   | 220.00     | 0.00      | 1,780.00   |
| 369 | SALARIES                        |   |   |   |   | 571,537.00 | 260,239.77 | 58,194.81 | 253,102.42 |
| 370 | FIMM                            |   |   |   |   | 8,435.00   | 3,325.40   | 0.00      | 5,109.60   |
| 371 | HEALTH INSURANCE                |   |   |   |   | 41,246.00  | 20,335.29  | 0.00      | 20,910.71  |
| 372 | WORKER'S COMPENSATION           |   |   |   |   | 3,740.00   | 0.00       | 0.00      | 3,740.00   |
| 373 | TRS ON-BEHALF                   |   |   |   |   | 0.00       | 0.00       | 0.00      | 0.00       |
| 374 | UNEMPLOYMENT                    |   |   |   |   | 1,122.00   | 587.19     | 0.00      | 534.81     |
| 375 | TEACHER RETIREMENT/TRS CARE     |   |   |   |   | 11,352.00  | 5,825.52   | 0.00      | 5,526.48   |
| 376 | PERSONAL DAYS                   |   |   |   |   | 9,200.00   | 0.00       | 0.00      | 9,200.00   |
| 377 | TOTAL                           |   |   |   |   | 648,632.00 | 290,533.17 | 58,194.81 | 299,904.02 |
| 378 |                                 |   |   |   |   |            |            |           |            |
| 379 | CONT SERVICE-FINGERPRINTING-HS  |   |   |   |   | 0.00       | 0.00       | 0.00      | 0.00       |
| 380 | CONT SERVICE-FINGERPRINTING-MS  |   |   |   |   | 0.00       | 0.00       | 0.00      | 0.00       |
| 381 | CONT SERVICE-FINGERPRINTING-PS  |   |   |   |   | 0.00       | 0.00       | 0.00      | 0.00       |
| 382 | CONT SERVICE-FINGERPRINTING-ES  |   |   |   |   | 0.00       | 0.00       | 0.00      | 0.00       |
| 383 | PRINTING-HS                     |   |   |   |   | 2,000.00   | 672.62     | 0.00      | 1,327.38   |
| 384 | PRINTING-MS                     |   |   |   |   | 2,000.00   | 491.03     | 145.11    | 1,363.86   |
| 385 | PRINTING-PS                     |   |   |   |   | 2,000.00   | 316.02     | 0.00      | 1,683.98   |
| 386 | PRINTING-ES                     |   |   |   |   | 2,000.00   | 671.03     | 0.00      | 1,328.97   |
| 387 | TOTAL                           |   |   |   |   | 8,000.00   | 2,150.70   | 145.11    | 5,704.19   |
| 388 |                                 |   |   |   |   |            |            |           |            |
| 389 | TEXTBOOK FUND-HS                |   |   |   |   | 0.00       | 0.00       | 0.00      | 0.00       |
| 390 | TEXTBOOK FUND-MS                |   |   |   |   | 0.00       | 0.00       | 0.00      | 0.00       |
| 391 | TEXTBOOK FUND-PS                |   |   |   |   | 0.00       | 0.00       | 0.00      | 0.00       |
| 392 | TEXTBOOK FUND-ES                |   |   |   |   | 0.00       | 0.00       | 0.00      | 0.00       |
| 393 | SUPPLIES-HS                     |   |   |   |   | 3,000.00   | 876.88     | 252.18    | 1,870.94   |
| 394 | SUPPLIES-MS                     |   |   |   |   | 3,000.00   | 947.32     | 0.00      | 2,052.68   |
| 395 | SUPPLIES-PS                     |   |   |   |   | 3,000.00   | 266.87     | 0.00      | 2,733.13   |
| 396 | SUPPLIES-ES                     |   |   |   |   | 3,000.00   | 777.37     | 0.00      | 2,222.63   |
| 397 | DISTRICT EXPENSES-HS            |   |   |   |   | 1,000.00   | 323.76     | 50.00     | 626.24     |
| 398 | DISTRICT EXPENSES-MS            |   |   |   |   | 1,000.00   | 271.27     | 0.00      | 728.73     |
| 399 | DISTRICT EXPENSES-PS            |   |   |   |   | 1,000.00   | 366.26     | 0.00      | 633.74     |
| 400 | DISTRICT EXPENSES-ES            |   |   |   |   | 1,000.00   | 328.30     | 0.00      | 671.70     |
| 401 | POSTAGE-HS                      |   |   |   |   | 4,000.00   | 1,500.00   | 0.00      | 2,500.00   |



|     | A                           | B | C | D | E | F          | G          | H         | I          |
|-----|-----------------------------|---|---|---|---|------------|------------|-----------|------------|
| 402 | POSTAGE-MS                  |   |   |   |   | 3,000.00   | 1,500.00   | 0.00      | 1,500.00   |
| 403 | POSTAGE-PS                  |   |   |   |   | 1,500.00   | 507.04     | 0.00      | 992.96     |
| 404 | POSTAGE-ES                  |   |   |   |   | 1,500.00   | 500.00     | 0.00      | 1,000.00   |
| 405 | TOTAL                       |   |   |   |   | 26,000.00  | 8,165.07   | 302.18    | 17,532.75  |
| 406 |                             |   |   |   |   |            |            |           |            |
| 407 | TRAVEL-HS                   |   |   |   |   | 1,250.00   | 819.34     | 100.00    | 330.66     |
| 408 | TRAVEL-MS                   |   |   |   |   | 1,250.00   | 764.02     | 0.00      | 485.98     |
| 409 | TRAVEL-PS                   |   |   |   |   | 1,579.00   | 1,247.12   | 329.00    | 2.88       |
| 410 | TRAVEL-ES                   |   |   |   |   | 1,459.00   | 1,127.09   | 329.00    | 2.91       |
| 411 | BONDING-HS                  |   |   |   |   | 0.00       | 0.00       | 0.00      | 0.00       |
| 412 | TRAVEL-ALL SCHOOLS          |   |   |   |   | 13,962.00  | 0.00       | 0.00      | 13,962.00  |
| 413 | DUES-HS                     |   |   |   |   | 0.00       | 0.00       | 0.00      | 0.00       |
| 414 | DUES-MS                     |   |   |   |   | 0.00       | 0.00       | 0.00      | 0.00       |
| 415 | DUES-PS                     |   |   |   |   | 0.00       | 0.00       | 0.00      | 0.00       |
| 416 | DUES-ES                     |   |   |   |   | 0.00       | 0.00       | 0.00      | 0.00       |
| 417 | TOTAL                       |   |   |   |   | 19,500.00  | 3,957.57   | 758.00    | 14,784.43  |
| 418 |                             |   |   |   |   |            |            |           |            |
| 419 | FURN/EQUIP-HS               |   |   |   |   | 0.00       | 0.00       | 0.00      | 0.00       |
| 420 | FURN/EQUIP-MS               |   |   |   |   | 0.00       | 0.00       | 0.00      | 0.00       |
| 421 | FURN/EQUIP-PS               |   |   |   |   | 0.00       | 0.00       | 0.00      | 0.00       |
| 422 | FURN/EQUIP-ES               |   |   |   |   | 0.00       | 0.00       | 0.00      | 0.00       |
| 423 | TOTAL                       |   |   |   |   | 0.00       | 0.00       | 0.00      | 0.00       |
| 424 |                             |   |   |   |   |            |            |           |            |
| 425 | TOTAL SCHOOL ADMINISTRATION |   |   |   |   | 702,132.00 | 304,806.51 | 59,400.10 | 337,925.39 |
| 426 |                             |   |   |   |   |            |            |           |            |
| 427 |                             |   |   |   |   |            |            |           |            |
| 428 |                             |   |   |   |   |            |            |           |            |
| 429 | SALARIES                    |   |   |   |   | 247,165.00 | 102,436.18 | 35,526.16 | 109,202.66 |
| 430 | FIMM                        |   |   |   |   | 3,641.00   | 1,335.96   | 0.00      | 2,305.04   |
| 431 | HEALTH INSURANCE            |   |   |   |   | 10,772.00  | 4,991.49   | 0.00      | 5,780.51   |
| 432 | WORKER'S COMPENSATION       |   |   |   |   | 1,550.00   | 0.00       | 0.00      |            |
| 433 | TRS ON-BEHALF               |   |   |   |   | 0.00       | 0.00       | 0.00      | 0.00       |
| 434 | UNEMPLOYMENT                |   |   |   |   | 465.00     | 245.28     | 0.00      | 219.72     |
| 435 | TEACHER RETIREMENT/TRS CARE |   |   |   |   | 3,317.00   | 1,718.77   | 0.00      | 1,598.23   |
| 436 | PERSONAL DAYS               |   |   |   |   | 4,400.00   | 0.00       | 0.00      | 4,400.00   |
| 437 | TOTAL                       |   |   |   |   | 271,310.00 | 110,727.68 | 35,526.16 | 125,056.16 |
| 438 |                             |   |   |   |   |            |            |           |            |
| 439 | REGION VII ESC              |   |   |   |   | 1,500.00   | 1,500.00   | 0.00      | 0.00       |
| 440 | TEST SCORING-HS             |   |   |   |   | 250.00     | 0.00       | 0.00      | 250.00     |
| 441 | TEST SCORING-MS             |   |   |   |   | 250.00     | 0.00       | 0.00      | 250.00     |
| 442 | TEST SCORING-PS             |   |   |   |   | 250.00     | 0.00       | 0.00      | 250.00     |
| 443 | TEST SCORING-ES             |   |   |   |   | 250.00     | 0.00       | 0.00      | 250.00     |
| 444 | TOTAL                       |   |   |   |   | 2,500.00   | 1,500.00   | 0.00      | 1,000.00   |
| 445 |                             |   |   |   |   |            |            |           |            |
| 446 | TEST MATERIALS-HS           |   |   |   |   | 500.00     | 0.00       | 0.00      | 500.00     |
| 447 | TEST MATERIALS-MS           |   |   |   |   | 500.00     | 0.00       | 0.00      | 500.00     |
| 448 | TEST MATERIALS-PS           |   |   |   |   | 500.00     | 312.44     | 0.00      | 187.56     |
| 449 | TEST MATERIALS-ES           |   |   |   |   | 500.00     | 0.00       | 0.00      | 500.00     |
| 450 | SUPPLIES-HS                 |   |   |   |   | 1,000.00   | 221.80     | 0.00      | 778.20     |
| 451 | SUPPLIES-MS                 |   |   |   |   | 1,000.00   | 0.00       | 0.00      | 1,000.00   |

31-COUNSELING

|     | A                            | B | C | D | E | F          | G          | H         | I          |
|-----|------------------------------|---|---|---|---|------------|------------|-----------|------------|
| 452 | SUPPLIES-PS                  |   |   |   |   | 1,000.00   | 349.76     | 0.00      | 650.24     |
| 453 | SUPPLIES-ES                  |   |   |   |   | 1,000.00   | 98.42      | 0.00      | 901.58     |
| 454 | POSTAGE-HS                   |   |   |   |   | 500.00     | 0.00       | 0.00      | 500.00     |
| 455 | POSTAGE-MS                   |   |   |   |   | 500.00     | 0.00       | 0.00      | 500.00     |
| 456 | TOTAL                        |   |   |   |   | 7,000.00   | 982.42     | 0.00      | 6,017.58   |
| 457 |                              |   |   |   |   |            |            |           |            |
| 458 | TRAVEL-HS                    |   |   |   |   | 180.00     | 35.00      | 0.00      | 145.00     |
| 459 | TRAVEL-MS                    |   |   |   |   | 300.00     | 10.00      | 0.00      | 290.00     |
| 460 | TRAVEL-PS                    |   |   |   |   | 180.00     | 85.00      | 0.00      | 95.00      |
| 461 | TRAVEL-ES                    |   |   |   |   | 180.00     | 135.00     | 0.00      | 45.00      |
| 462 | TRAVEL-ES-TSII               |   |   |   |   | 0.00       | 0.00       | 0.00      | 0.00       |
| 463 | MEMBERSHIP/DUES-HS           |   |   |   |   | 120.00     | 120.00     | 0.00      | 0.00       |
| 464 | MEMBERSHIP/DUES-MS           |   |   |   |   | 0.00       | 0.00       | 0.00      | 0.00       |
| 465 | MEMBERSHIP/DUES-PS           |   |   |   |   | 120.00     | 120.00     | 0.00      | 0.00       |
| 466 | MEMBERSHIP/DUES-ES           |   |   |   |   | 120.00     | 120.00     | 0.00      | 0.00       |
| 467 | FEES & DUES-COLLEGE FAIR-HS  |   |   |   |   | 250.00     | 0.00       | 0.00      | 250.00     |
| 468 | FEES-PS-STUDENTS             |   |   |   |   | 0.00       | 0.00       | 0.00      | 0.00       |
| 469 | TOTAL                        |   |   |   |   | 1,450.00   | 625.00     | 0.00      | 825.00     |
| 470 |                              |   |   |   |   |            |            |           |            |
| 471 | FURNITURE-HS                 |   |   |   |   | 500.00     | 313.96     | 0.00      | 186.04     |
| 472 | FURNITURE-MS                 |   |   |   |   | 0.00       | 0.00       | 0.00      | 0.00       |
| 473 | FURNITURE-PS                 |   |   |   |   | 0.00       | 0.00       | 0.00      | 0.00       |
| 474 | TOTAL                        |   |   |   |   | 500.00     | 313.96     | 0.00      | 186.04     |
| 475 |                              |   |   |   |   |            |            |           |            |
| 476 | <u>TOTAL COUNSELING</u>      |   |   |   |   | 282,760.00 | 114,149.06 | 35,526.16 | 133,084.78 |
| 477 |                              |   |   |   |   |            |            |           |            |
| 478 |                              |   |   |   |   |            |            |           |            |
| 479 |                              |   |   |   |   |            |            |           |            |
|     |                              |   |   |   |   |            |            |           |            |
|     |                              |   |   |   |   |            |            |           |            |
| 480 | SALARIES                     |   |   |   |   | 121,381.00 | 48,818.68  | 17,104.09 | 55,458.23  |
| 481 | FIMM                         |   |   |   |   | 1,115.00   | 672.06     | 0.00      | 442.94     |
| 482 | HEALTH INSURANCE             |   |   |   |   | 8,968.00   | 3,453.55   | 0.00      | 5,514.45   |
| 483 | WORKER'S COMPENSATION        |   |   |   |   | 450.00     | 0.00       | 0.00      | 450.00     |
| 484 | TRS ON-BEHALF                |   |   |   |   | 0.00       | 0.00       | 0.00      | 0.00       |
| 485 | UNEMPLOYMENT                 |   |   |   |   | 135.00     | 121.74     | 0.00      | 13.26      |
| 486 | TEACHER RETIREMENT/TRS CARE  |   |   |   |   | 537.00     | 8,663.95   | 0.00      | (8,126.95) |
| 487 | PERSONAL DAYS                |   |   |   |   | 1,400.00   | 0.00       | 0.00      | 1,400.00   |
| 488 | TOTAL                        |   |   |   |   | 133,986.00 | 61,729.98  | 17,104.09 | 55,151.93  |
| 489 |                              |   |   |   |   |            |            |           |            |
| 490 | CONT SERVICES-FINGERPRINTING |   |   |   |   | 50.00      | 47.45      | 0.00      | 2.55       |
| 491 | CONT SERVICES-NURSING-HS     |   |   |   |   | 0.00       | 0.00       | 0.00      | 0.00       |
| 492 | CONT SERVICES-NURSING-MS     |   |   |   |   | 0.00       | 0.00       | 0.00      | 0.00       |
| 493 | CONT SERVICES-NURSING-PS     |   |   |   |   | 0.00       | 0.00       | 0.00      | 0.00       |
| 494 | CONT SERVICES-NURSING-ES     |   |   |   |   | 0.00       | 0.00       | 0.00      | 0.00       |
| 495 | CONT SERVICES-HS             |   |   |   |   | 80.00      | 0.00       | 0.00      | 80.00      |
| 496 | CONT SERVICES-MS             |   |   |   |   | 80.00      | 0.00       | 0.00      | 80.00      |
| 497 | CONT SERVICES-PS             |   |   |   |   | 80.00      | 0.00       | 0.00      | 80.00      |
| 498 | CONT SERVICES-ES             |   |   |   |   | 80.00      | 0.00       | 0.00      | 80.00      |
| 499 | TOTAL                        |   |   |   |   | 370.00     | 47.45      | 0.00      | 322.55     |
| 500 |                              |   |   |   |   |            |            |           |            |
| 501 | SUPPLIES-HS                  |   |   |   |   | 1,175.00   | 399.68     | 0.00      | 775.32     |

|     | A                                 | B | C | D | E | F          | G         | H         | I          |
|-----|-----------------------------------|---|---|---|---|------------|-----------|-----------|------------|
| 502 | SUPPLIES-MS                       |   |   |   |   | 1,000.00   | 399.78    | 0.00      | 600.22     |
| 503 | SUPPLIES-PS                       |   |   |   |   | 1,500.00   | 399.78    | 0.00      | 1,100.22   |
| 504 | SUPPLIES-ES                       |   |   |   |   | 725.01     | 399.85    | 0.00      | 325.16     |
| 505 | TOTAL                             |   |   |   |   | 4,400.01   | 1,599.09  | 0.00      | 2,800.92   |
| 506 |                                   |   |   |   |   |            |           |           |            |
| 507 | TRAVEL-HS                         |   |   |   |   | 200.00     | 0.00      | 0.00      | 200.00     |
| 508 | TRAVEL-MS                         |   |   |   |   | 200.00     | 0.00      | 0.00      | 200.00     |
| 509 | TRAVEL-PS                         |   |   |   |   | 200.00     | 0.00      | 0.00      | 200.00     |
| 510 | TRAVEL-ES                         |   |   |   |   | 200.00     | 0.00      | 0.00      | 200.00     |
| 511 | TOTAL                             |   |   |   |   | 800.00     | 0.00      | 0.00      | 800.00     |
| 512 |                                   |   |   |   |   |            |           |           |            |
| 513 | EQUIPMENT-HS                      |   |   |   |   | 275.00     | 275.00    | 0.00      | 0.00       |
| 514 | EQUIPMENT-MS                      |   |   |   |   | 0.00       | 0.00      | 0.00      | 0.00       |
| 515 | EQUIPMENT-PS                      |   |   |   |   | 0.00       | 0.00      | 0.00      | 0.00       |
| 516 | EQUIPMENT-ES                      |   |   |   |   | 274.99     | 274.99    | 0.00      | 0.00       |
| 517 | TOTAL                             |   |   |   |   | 549.99     | 549.99    | 0.00      | 0.00       |
| 518 |                                   |   |   |   |   |            |           |           |            |
| 519 | TOTAL HEALTH SERVICE              |   |   |   |   | 140,106.00 | 63,926.51 | 17,104.09 | 59,075.40  |
| 520 |                                   |   |   |   |   |            |           |           |            |
| 521 |                                   |   |   |   |   |            |           |           |            |
| 522 |                                   |   |   |   |   |            |           |           |            |
| 523 | SUBSTITUTES                       |   |   |   |   | 6,000.00   | 4,082.75  | 0.00      | 1,917.25   |
| 524 | SALARIES                          |   |   |   |   | 142,460.00 | 70,372.62 | 7,837.91  | 64,249.47  |
| 525 | FIMM                              |   |   |   |   | 2,169.00   | 970.48    | 0.00      | 1,198.52   |
| 526 | HEALTH INSURANCE                  |   |   |   |   | 26,790.00  | 11,304.93 | 0.00      | 15,485.07  |
| 527 | WORKER'S COMPENSATION             |   |   |   |   | 1,090.00   | 0.00      | 0.00      | 1,090.00   |
| 528 | TRS ON-BEHALF                     |   |   |   |   | 0.00       | 0.00      | 0.00      | 0.00       |
| 529 | UNEMPLOYMENT                      |   |   |   |   | 327.00     | 160.73    | 0.00      | 166.27     |
| 530 | TEACHER RETIREMENT/TRS CARE       |   |   |   |   | 799.00     | 666.01    | 0.00      | 132.99     |
| 531 | PERSONAL DAYS                     |   |   |   |   | 1,200.00   | 0.00      | 0.00      | 1,200.00   |
| 532 | TOTAL                             |   |   |   |   | 180,835.00 | 87,557.52 | 7,837.91  | 85,439.57  |
| 533 |                                   |   |   |   |   |            |           |           |            |
| 534 | CONT SERVICES-PHYSICALS/DRUG TEST |   |   |   |   | 4,500.00   | 1,190.98  | 500.00    | 2,809.02   |
| 535 | CONT SERVICES-RECERTIFICATION     |   |   |   |   | 1,500.00   | 30.00     | 150.00    | 1,320.00   |
| 536 | CONT SERVICES-REPAIR              |   |   |   |   | 4,000.00   | 1,780.81  | 325.00    | 1,894.19   |
| 537 | TOTAL                             |   |   |   |   | 10,000.00  | 3,001.79  | 975.00    | 6,023.21   |
| 538 |                                   |   |   |   |   |            |           |           |            |
| 539 | GAS,OIL,GREASE,TIRES              |   |   |   |   | 75,000.00  | 34,076.94 | 7,500.00  | 33,423.06  |
| 540 | PARTS & SUPPLIES                  |   |   |   |   | 26,500.00  | 15,540.31 | 13,300.00 | (2,340.31) |
| 541 | TOTAL                             |   |   |   |   | 101,500.00 | 49,617.25 | 20,800.00 | 31,082.75  |
| 542 |                                   |   |   |   |   |            |           |           |            |
| 543 | INSURANCE                         |   |   |   |   | 10,496.00  | 10,496.00 | 0.00      | 0.00       |
| 544 | MISC OPERATING COSTS              |   |   |   |   | 2,000.00   | 250.00    | 0.00      | 1,750.00   |
| 545 | TOTAL                             |   |   |   |   | 12,496.00  | 10,746.00 | 0.00      | 1,750.00   |
| 546 |                                   |   |   |   |   |            |           |           |            |
| 547 | BUSES                             |   |   |   |   | 90,705.00  | 0.00      | 0.00      | 90,705.00  |
| 548 | CAPITAL OUTLAY                    |   |   |   |   | 0.00       | 0.00      | 0.00      | 0.00       |
| 549 | FURN/EQUIP-TECHNOLOGY             |   |   |   |   | 0.00       | 0.00      | 0.00      | 0.00       |
| 550 | TOTAL                             |   |   |   |   | 90,705.00  | 0.00      | 0.00      | 90,705.00  |
| 551 |                                   |   |   |   |   |            |           |           |            |

34-STUDENT TRANSPORTATION

|     | A                                      | B | C | D | E | F          | G          | H         | I          |
|-----|--|---|---|---|---|------------|------------|-----------|------------|
| 552 | TOTAL STUDENT TRANSPORTATION           |   |   |   |   | 395,536.00 | 150,922.56 | 29,612.91 | 215,000.53 |
| 553 |  |   |   |   |   |            |            |           |            |
| 554 | <i>35-FOOD SERVICE</i>                 |   |   |   |   |            |            |           |            |
| 555 |  |   |   |   |   |            |            |           |            |
| 556 | CONTRACTED SERVICES-FINGERPRINTING     |   |   |   |   | 0.00       | 0.00       | 0.00      | 0.00       |
| 557 |  |   |   |   |   |            |            |           |            |
| 558 | TRANSFER OUT                           |   |   |   |   | 0.00       | 0.00       | 0.00      | 0.00       |
| 559 |  |   |   |   |   |            |            |           |            |
| 560 | TOTAL FOOD SERVICE                     |   |   |   |   | 0.00       | 0.00       | 0.00      | 0.00       |
| 561 |  |   |   |   |   |            |            |           |            |
| 562 |  |   |   |   |   |            |            |           |            |
| 563 | <i>36-COCURRICULAR/EXTRACURRICULAR</i> |   |   |   |   |            |            |           |            |
| 564 |  |   |   |   |   |            |            |           |            |
| 565 | SALARIES/STIPENDS                      |   |   |   |   | 202,756.00 | 100,768.27 | 19,599.53 | 82,388.20  |
| 566 | FIMM                                   |   |   |   |   | 2,945.00   | 1,387.68   | 0.00      | 1,557.32   |
| 567 | HEALTH INSURANCE                       |   |   |   |   | 11,199.00  | 4,851.68   | 0.00      | 6,347.32   |
| 568 | WORKER'S COMPENSATION                  |   |   |   |   | 1,095.00   | 0.00       | 0.00      | 1,095.00   |
| 569 | TRS ON-BEHALF                          |   |   |   |   | 0.00       | 0.00       | 0.00      | 0.00       |
| 570 | UNEMPLOYMENT                           |   |   |   |   | 329.00     | 200.68     | 0.00      | 128.32     |
| 571 | TEACHER RETIREMENT/TRS CARE            |   |   |   |   | 3,456.00   | 2,143.76   | 0.00      | 1,312.24   |
| 572 | TOTAL                                  |   |   |   |   | 221,780.00 | 109,352.07 | 19,599.53 | 92,828.40  |
| 573 |  |   |   |   |   |            |            |           |            |
| 574 | DRUG TESTING-HS                        |   |   |   |   | 1,500.00   | 1,106.00   | 406.00    | (12.00)    |
| 575 | DRUG TESTING-MS                        |   |   |   |   | 750.00     | 280.00     | 140.00    | 330.00     |
| 576 | CONTRACTED ATHLETIC TRAINER            |   |   |   |   | 9,000.00   | 8,876.00   | 0.00      | 124.00     |
| 577 | REPAIR ATHLETICS-HS                    |   |   |   |   | 5,000.00   | 0.00       | 2,280.28  | 2,719.72   |
| 578 | REPAIR-ATHLETICS-MS                    |   |   |   |   | 2,400.00   | 0.00       | 0.00      | 2,400.00   |
| 579 | RENTAL-DRAMA-HS                        |   |   |   |   | 125.00     | 125.00     | 0.00      | 0.00       |
| 580 | RENTAL-ATHLETICS                       |   |   |   |   | 275.00     | 271.63     | 0.00      | 3.37       |
| 581 | RENTAL-STADIUM/GYM                     |   |   |   |   | 1,000.00   | 0.00       | 0.00      | 1,000.00   |
| 582 | GAME OFFICIALS-HS                      |   |   |   |   | 20,000.00  | 9,950.11   | 0.00      | 10,049.89  |
| 583 | GAME OFFICIALS-MS                      |   |   |   |   | 7,000.00   | 4,904.09   | 0.00      | 2,095.91   |
| 584 | GAME WORKERS-HS                        |   |   |   |   | 8,000.00   | 6,523.14   | 0.00      | 1,476.86   |
| 585 | GAME WORKERS-MS                        |   |   |   |   | 3,000.00   | 2,809.65   | 0.00      | 190.35     |
| 586 | GAME CONTRACTS                         |   |   |   |   | 0.00       | 0.00       | 0.00      | 0.00       |
| 587 | CONTRACTED SERVICE-HS DRAMA            |   |   |   |   | 1,500.00   | 0.00       | 0.00      | 1,500.00   |
| 588 | CONTRACTED SERVICE-MS-DRAMA            |   |   |   |   | 0.00       | 0.00       | 0.00      | 0.00       |
| 589 | CONTRACTED SERVICE-HS-BAND             |   |   |   |   | 2,000.00   | 600.00     | 375.00    | 1,025.00   |
| 590 | CONTRACTED SERVICE-MS-BAND             |   |   |   |   | 250.00     | 250.00     | 0.00      | 0.00       |
| 591 | CONTRACTED SERVICE-HS-ATHLETICS        |   |   |   |   | 0.00       | 0.00       | 0.00      | 0.00       |
| 592 | PRINTING                               |   |   |   |   | 550.00     | 0.00       | 0.00      | 550.00     |
| 593 | TOTAL                                  |   |   |   |   | 62,350.00  | 35,695.62  | 3,201.28  | 23,453.10  |
| 594 |  |   |   |   |   |            |            |           |            |
| 595 | ATHLETIC NEWSLETTER                    |   |   |   |   | 0.00       | 0.00       | 0.00      | 0.00       |
| 596 | DRAMA COSTUMES                         |   |   |   |   | 1,000.00   | 0.00       | 0.00      | 1,000.00   |
| 597 | BAND UNIFORMS                          |   |   |   |   | 1,250.00   | 1,248.10   | 0.00      | 1.90       |
| 598 | CHOIR UNIFORMS-HS                      |   |   |   |   | 0.00       | 0.00       | 0.00      | 0.00       |
| 599 | UIL SUPPLIES-HS                        |   |   |   |   | 500.00     | 0.00       | 0.00      | 500.00     |
| 600 | UIL SUPPLIES-MS                        |   |   |   |   | 500.00     | 389.33     | 0.00      | 110.67     |

|     | A                            | B | C | D | E | F         | G         | H         | I         |
|-----|------------------------------|---|---|---|---|-----------|-----------|-----------|-----------|
| 601 | UIL SUPPLIES-PS              |   |   |   |   | 100.00    | 0.00      | 0.00      | 100.00    |
| 602 | UIL SUPPLIES-ES              |   |   |   |   | 1,625.00  | 1,474.91  | 0.00      | 150.09    |
| 603 | CHEERLEADERS-HS              |   |   |   |   | 1,000.00  | 0.00      | 0.00      | 1,000.00  |
| 604 | CHEERLEADERS-MS              |   |   |   |   | 500.00    | 0.00      | 0.00      | 500.00    |
| 605 | ALL ATHLETICS-HS             |   |   |   |   | 2,000.00  | 1,496.89  | 0.00      | 503.11    |
| 606 | ALL ATHLETICS-MS             |   |   |   |   | 2,000.00  | 0.00      | 0.00      | 2,000.00  |
| 607 | FOOTBALL-HS                  |   |   |   |   | 13,000.00 | 625.92    | 12,008.53 | 365.55    |
| 608 | FOOTBALL-MS                  |   |   |   |   | 4,000.00  | 0.00      | 3,974.60  | 25.40     |
| 609 | BASKETBALL-HS                |   |   |   |   | 4,000.00  | 3,596.24  | 0.00      | 403.76    |
| 610 | BASKETBALL-MS                |   |   |   |   | 1,500.00  | 0.00      | 0.00      | 1,500.00  |
| 611 | TRACK-HS                     |   |   |   |   | 4,000.00  | 0.00      | 2,976.01  | 1,023.99  |
| 612 | TRACK-MS                     |   |   |   |   | 1,500.00  | 0.00      | 0.00      | 1,500.00  |
| 613 | BASEBALL-HS                  |   |   |   |   | 4,000.00  | 60.00     | 3,680.15  | 259.85    |
| 614 | VOLLEYBALL-HS                |   |   |   |   | 4,000.00  | 0.00      | 0.00      | 4,000.00  |
| 615 | VOLLEYBALL-MS                |   |   |   |   | 1,500.00  | 0.00      | 0.00      | 1,500.00  |
| 616 | GIRLS BASKETBALL-HS          |   |   |   |   | 4,000.00  | 3,259.81  | 24.58     | 715.61    |
| 617 | GIRLS BASKETBALL-MS          |   |   |   |   | 1,500.00  | 0.00      | 1,496.86  | 3.14      |
| 618 | GIRLS TRACK-HS               |   |   |   |   | 4,000.00  | 3,136.36  | 320.30    | 543.34    |
| 619 | GIRLS TRACK-MS               |   |   |   |   | 1,500.00  | 1,394.14  | 0.00      | 105.86    |
| 620 | TENNIS-HS                    |   |   |   |   | 1,500.00  | 0.00      | 954.70    | 545.30    |
| 621 | GOLF-HS                      |   |   |   |   | 1,500.00  | 388.55    | 1,247.55  | (136.10)  |
| 622 | WEIGHT TRAINING-HS           |   |   |   |   | 1,500.00  | 1,053.00  | 300.00    | 147.00    |
| 623 | SOFTBALL-HS                  |   |   |   |   | 4,000.00  | 0.00      | 2,679.30  | 1,320.70  |
| 624 | OFF SEASON-HS                |   |   |   |   | 5,000.00  | 0.00      | 4,691.26  | 308.74    |
| 625 | OFF SEASON-MS                |   |   |   |   | 0.00      | 0.00      | 0.00      | 0.00      |
| 626 | TRAINER SUPPLIES-HS          |   |   |   |   | 3,000.00  | 0.00      | 0.00      | 3,000.00  |
| 627 | CROSS COUNTRY-HS             |   |   |   |   | 1,500.00  | 1,046.25  | 0.00      | 453.75    |
| 628 | TOTAL                        |   |   |   |   | 76,975.00 | 19,169.50 | 34,353.84 | 23,451.66 |
| 629 |                              |   |   |   |   |           |           |           |           |
| 630 | EMPLOYEE TRAVEL-DRAMA-HS     |   |   |   |   | 0.00      | 0.00      | 0.00      | 0.00      |
| 631 | EMPLOYEE TRAVEL-BAND-HS      |   |   |   |   | 1,236.29  | 1,236.29  | 0.00      | 0.00      |
| 632 | EMPLOYEE TRAVEL-CHOIR-HS     |   |   |   |   | 0.00      | 0.00      | 0.00      | 0.00      |
| 633 | EMPLOYEE TRAVEL-BAND-MS      |   |   |   |   | 842.93    | 842.93    | 0.00      | 0.00      |
| 634 | EMPLOYEE TRAVEL-MUSIC-ES     |   |   |   |   | 0.00      | 0.00      | 0.00      | 0.00      |
| 635 | EMPLOYEE TRAVEL-ES-UIL       |   |   |   |   | 0.00      | 0.00      | 0.00      | 0.00      |
| 636 | EMPLOYEE TRAVEL-ATHELTICS-HS |   |   |   |   | 4,638.96  | 4,448.50  | 190.46    | 0.00      |
| 637 | STUDENT MEALS/FEES-HS        |   |   |   |   | 28,718.48 | 0.00      | 0.00      | 28,718.48 |
| 638 | STUDENT MEALS/FEES-MS        |   |   |   |   | 7,652.20  | 0.00      | 0.00      | 7,652.20  |
| 639 | STUDENT MEALS/FEES-PS        |   |   |   |   | 250.00    | 0.00      | 0.00      | 250.00    |
| 640 | STUDENT MEALS/FEES-ES        |   |   |   |   | 419.00    | 0.00      | 0.00      | 419.00    |
| 641 | STUDENTS/REP DISTRICT-HS     |   |   |   |   | 0.00      | 0.00      | 0.00      | 0.00      |
| 642 | STUDENTS/REP DISTRICT-MS     |   |   |   |   | 0.00      | 0.00      | 0.00      | 0.00      |
| 643 | STUDENT TRAVEL-DRAMA-HS      |   |   |   |   | 0.00      | 0.00      | 0.00      | 0.00      |
| 644 | STUDENT TRAVEL-DRAMA-MS      |   |   |   |   | 0.00      | 0.00      | 0.00      | 0.00      |
| 645 | STUDENT TRAVEL-BAND-HS       |   |   |   |   | 500.00    | 500.00    | 0.00      | 0.00      |
| 646 | STUDENT TRAVEL-BAND-MS       |   |   |   |   | 0.00      | 0.00      | 0.00      | 0.00      |
| 647 | STUDENT TRAVEL-CHOIR-HS      |   |   |   |   | 0.00      | 0.00      | 0.00      | 0.00      |
| 648 | STUDENT TRAVEL-BUS CLUB-HS   |   |   |   |   | 1090.74   | 1090.74   | 0.00      | 0.00      |

|     | A                            | B | C | D | E | F         | G        | H      | I         |
|-----|------------------------------|---|---|---|---|-----------|----------|--------|-----------|
| 649 | STUDENT TRAVEL-VO AG         |   |   |   |   | 1,514.68  | 1,514.68 | 0.00   | 0.00      |
| 650 | STUDENT TRAVEL-HOME ECO      |   |   |   |   | 1,503.40  | 1,503.40 | 0.00   | 0.00      |
| 651 | STUDENT TRAVEL-DECA-HS       |   |   |   |   | 1,126.88  | 1,126.88 | 0.00   | 0.00      |
| 652 | STUDENT TRAVEL-UIL-HS        |   |   |   |   | 0.00      | 0.00     | 0.00   | 0.00      |
| 653 | STUDENT TRAVEL-UIL-MS        |   |   |   |   | 0.00      | 0.00     | 0.00   | 0.00      |
| 654 | STUDENT TRAVEL-UIL-PS        |   |   |   |   | 0.00      | 0.00     | 0.00   | 0.00      |
| 655 | STUDENT TRAVEL-UIL-ES        |   |   |   |   | 356.00    | 356.00   | 0.00   | 0.00      |
| 656 | STUDENT TRAVEL-ACADEMICS-HS  |   |   |   |   | 0.00      | 0.00     | 0.00   | 0.00      |
| 657 | STUDENT TRAVEL-ROPE TRICK-ES |   |   |   |   | 0.00      | 0.00     | 0.00   | 0.00      |
| 658 | STUDENT TRAVEL-ATHLETICS-HS  |   |   |   |   | 7,870.77  | 7,631.56 | 239.21 | 0.00      |
| 659 | STUDENT TRAVEL-ATHLETICS-MS  |   |   |   |   | 3,904.27  | 3,904.27 | 0.00   | 0.00      |
| 660 | TRAVEL-NON EMPLOYEE-HS-BAND  |   |   |   |   | 0.00      | 0.00     | 0.00   | 0.00      |
| 661 | STUDENT INSURANCE-HS         |   |   |   |   | 25,000.00 | 0.00     | 0.00   | 25,000.00 |
| 662 | STUDENT INSURANCE-MS         |   |   |   |   | 25,000.00 | 0.00     | 0.00   | 25,000.00 |
| 663 | DUES-BAND-HS                 |   |   |   |   | 0.00      | 0.00     | 0.00   | 0.00      |
| 664 | DUES-CHOIR-HS                |   |   |   |   | 0.00      | 0.00     | 0.00   | 0.00      |
| 665 | DUES-BAND-MS                 |   |   |   |   | 170.00    | 170.00   | 0.00   | 0.00      |
| 666 | DUES-MUSIC-ES                |   |   |   |   | 0.00      | 0.00     | 0.00   | 0.00      |
| 667 | DUES-ATHLETICS-HS            |   |   |   |   | 0.00      | 0.00     | 0.00   | 0.00      |
| 668 | STUDENT ACTIVITY-HS          |   |   |   |   | 705.00    | 705.00   | 0.00   | 0.00      |
| 669 | STUDENT ACTIVITY-MS          |   |   |   |   | 75.00     | 75.00    | 0.00   | 0.00      |
| 670 | FEES & DUES-DRAMA-HS         |   |   |   |   | 605.00    | 605.00   | 0.00   | 0.00      |
| 671 | FEES & DUES-DRAMA-MS         |   |   |   |   | 0.00      | 0.00     | 0.00   | 0.00      |
| 672 | FEES & DUES-BAND-HS          |   |   |   |   | 2,763.00  | 2,763.00 | 0.00   | 0.00      |
| 673 | FEES & DUES-CHOIR-HS         |   |   |   |   | 216.00    | 216.00   | 0.00   | 0.00      |
| 674 | FEES & DUES-BAND-MS          |   |   |   |   | 657.00    | 657.00   | 0.00   | 0.00      |
| 675 | FEES & DUES-CHOIR-MS         |   |   |   |   | 0.00      | 0.00     | 0.00   | 0.00      |
| 676 | FEES-MUSIC-ES                |   |   |   |   | 0.00      | 0.00     | 0.00   | 0.00      |
| 677 | FEES & DUES-BUS DEPT-HS      |   |   |   |   | 388.00    | 388.00   | 0.00   | 0.00      |
| 678 | FEES & DUES-VO AG            |   |   |   |   | 339.00    | 339.00   | 0.00   | 0.00      |
| 679 | FEES & DUES-HOME ECO         |   |   |   |   | 432.00    | 432.00   | 0.00   | 0.00      |
| 680 | FEES & DUES-DE               |   |   |   |   | 575.00    | 575.00   | 0.00   | 0.00      |
| 681 | UIL FEES-HS                  |   |   |   |   | 696.00    | 316.00   | 380.00 | 0.00      |
| 682 | UIL FEES-MS                  |   |   |   |   | 0.00      | 0.00     | 0.00   | 0.00      |
| 683 | UIL FEES-PS                  |   |   |   |   | 0.00      | 0.00     | 0.00   | 0.00      |
| 684 | UIL FEES-ES                  |   |   |   |   | 0.00      | 0.00     | 0.00   | 0.00      |
| 685 | ACADEMIC AWARDS-HS           |   |   |   |   | 0.00      | 0.00     | 0.00   | 0.00      |
| 686 | ACADEMIC AWARDS-MS           |   |   |   |   | 0.00      | 0.00     | 0.00   | 0.00      |
| 687 | ACADEMIC AWARDS-ES           |   |   |   |   | 0.00      | 0.00     | 0.00   | 0.00      |
| 688 | JUMP ROPE FEES-ES            |   |   |   |   | 0.00      | 0.00     | 0.00   | 0.00      |
| 689 | CHEERLEADER FEES-HS          |   |   |   |   | 0.00      | 0.00     | 0.00   | 0.00      |
| 690 | CHEERLEADER FEES-MS          |   |   |   |   | 0.00      | 0.00     | 0.00   | 0.00      |
| 691 | DRUM MAJOR/FLAGS FEES-HS     |   |   |   |   | 0.00      | 0.00     | 0.00   | 0.00      |
| 692 | DEBATE FEES-HS               |   |   |   |   | 0.00      | 0.00     | 0.00   | 0.00      |
| 693 | DRAMA AWARDS/JACKETS-HS      |   |   |   |   | 210.00    | 0.00     | 210.00 | 0.00      |
| 694 | BAND AWARD/JACKETS-HS        |   |   |   |   | 350.00    | 0.00     | 350.00 | 0.00      |
| 695 | CHOIR AWARDS/JACKETS-HS      |   |   |   |   | 0.00      | 0.00     | 0.00   | 0.00      |
| 696 | BAND AWARDS-MS               |   |   |   |   | 0.00      | 0.00     | 0.00   | 0.00      |

|     | A                                  | B | C | D | E | F          | G          | H         | I           |
|-----|------------------------------------|---|---|---|---|------------|------------|-----------|-------------|
| 697 | FEES & DUES-ATHLETICS-HS           |   |   |   |   | 13,380.00  | 13,380.00  | 0.00      | 0.00        |
| 698 | FEES & DUES-ATHLETICS-MS           |   |   |   |   | 1,125.00   | 1,125.00   | 0.00      | 0.00        |
| 699 | TROPHIES,MEDALS,RIBBONS-HS         |   |   |   |   | 1,730.80   | 0.00       | 1,730.80  | 0.00        |
| 700 | TROPHIES,MEDALS,RIBBONS-MS         |   |   |   |   | 573.60     | 0.00       | 573.60    | 0.00        |
| 701 | ATHLETICS AWARDS/JACKETS-HS        |   |   |   |   | 1,610.00   | 0.00       | 1,610.00  | 0.00        |
| 702 | TOTAL                              |   |   |   |   | 138,225.00 | 45,901.25  | 5,284.07  | 87,039.68   |
| 703 |                                    |   |   |   |   |            |            |           |             |
| 704 | EQUIPMENT-HS-FOOTBALL              |   |   |   |   | 0.00       | 0.00       | 0.00      | 0.00        |
| 705 | EQUIPMENT-ALL ATHLETICS            |   |   |   |   | 7,500.00   | 0.00       | 7,500.00  | 0.00        |
| 706 | EQUIPMENT-VOLLEYBALL               |   |   |   |   | 0.00       | 0.00       | 0.00      | 0.00        |
| 707 | EQUIPMENT-SOFTBALL-HS              |   |   |   |   | 0.00       | 0.00       | 0.00      | 0.00        |
| 708 | TOTAL                              |   |   |   |   | 7,500.00   | 0.00       | 7,500.00  | 0.00        |
| 709 |                                    |   |   |   |   |            |            |           |             |
| 710 | TOTAL COCURRICULAR/EXTRACURRICULAR |   |   |   |   | 506,830.00 | 210,118.44 | 69,938.72 | 226,772.84  |
| 711 |                                    |   |   |   |   |            |            |           |             |
| 712 | <i>41-GENERAL ADMINISTRATION</i>   |   |   |   |   |            |            |           |             |
| 713 |                                    |   |   |   |   |            |            |           |             |
| 714 | SALARIES                           |   |   |   |   | 319,888.00 | 156,407.45 | 0.00      | 163,480.55  |
| 715 | FIMM                               |   |   |   |   | 3,854.00   | 2,197.54   | 0.00      | 1,656.46    |
| 716 | HEALTH INSURANCE                   |   |   |   |   | 3,609.00   | 2,700.99   | 0.00      | 908.01      |
| 717 | WORKER'S COMPENSATION              |   |   |   |   | 1,510.00   | 0.00       | 0.00      | 1,510.00    |
| 718 | TRS ON-BEHALF                      |   |   |   |   | 0.00       | 0.00       | 0.00      | 0.00        |
| 719 | UNEMPLOYMENT                       |   |   |   |   | 453.00     | 280.59     | 0.00      | 172.41      |
| 720 | TEACHER RETIREMENT/TRS CARE        |   |   |   |   | 2,709.00   | 14,845.75  | 0.00      | (12,136.75) |
| 721 | PERSONAL DAYS                      |   |   |   |   | 3,200.00   | 0.00       | 0.00      | 3,200.00    |
| 722 | TOTAL                              |   |   |   |   | 335,223.00 | 176,432.32 | 0.00      | 158,790.68  |
| 723 |                                    |   |   |   |   |            |            |           |             |
| 724 | ATTORNEY FEES                      |   |   |   |   | 5,000.00   | 712.50     | 0.00      | 4,287.50    |
| 725 | AUDIT EXP                          |   |   |   |   | 18,000.00  | 17,975.00  | 0.00      | 25.00       |
| 726 | CONT-SERVICE-FINGERPRINTING        |   |   |   |   | 0.00       | 0.00       | 0.00      | 0.00        |
| 727 | REGION VII ESC                     |   |   |   |   | 4,200.00   | 4,177.50   | 0.00      | 22.50       |
| 728 | COPIER REPAIR/MAINT                |   |   |   |   | 1,250.00   | 750.00     | 0.00      | 500.00      |
| 729 | LEASE-EQUIP                        |   |   |   |   | 2,868.00   | 1,434.00   | 0.00      | 1,434.00    |
| 730 | PRINTING-SUPERINTENDENT            |   |   |   |   | 0.00       | 0.00       | 0.00      | 0.00        |
| 731 | POLICY REVIEW-SCHOOL BOARD         |   |   |   |   | 0.00       | 0.00       | 1,700.00  | (1,700.00)  |
| 732 | PRINTING-TAX OFFICE                |   |   |   |   | 1,600.00   | 1,600.00   | 0.00      | 0.00        |
| 733 | PRINTING-ADM                       |   |   |   |   | 1,650.00   | 728.50     | 1,150.00  | (228.50)    |
| 734 | CONT SERVICE-TASB PAY PLAN         |   |   |   |   | 10,000.00  | 0.00       | 10,000.00 | 0.00        |
| 735 | TOTAL                              |   |   |   |   | 44,568.00  | 27,377.50  | 12,850.00 | 4,340.50    |
| 736 |                                    |   |   |   |   |            |            |           |             |
| 737 | MAGAZINES                          |   |   |   |   | 100.00     | 0.00       | 0.00      | 100.00      |
| 738 | SUPPLIES-SUPERINTENDENT            |   |   |   |   | 671.00     | 571.84     | 100.00    | (0.84)      |
| 739 | SUPPLIES-SCHOOL BOARD              |   |   |   |   | 2,000.00   | 395.77     | 1,816.67  | (212.44)    |
| 740 | SUPPLIES-TAX OFFICE                |   |   |   |   | 2,500.00   | 2,311.38   | 150.00    | 38.62       |
| 741 | SUPPLIES-ADMINISTRATION            |   |   |   |   | 2,912.00   | 1,374.09   | 0.00      | 1,537.91    |
| 742 | SERVICE PINS                       |   |   |   |   | 1,000.00   | 0.00       | 0.00      | 1,000.00    |
| 743 | POSTAGE-TAX                        |   |   |   |   | 1,250.00   | 0.00       | 0.00      | 1,250.00    |
| 744 | POSTAGE-ADM                        |   |   |   |   | 1,250.00   | 0.00       | 0.00      | 1,250.00    |
| 745 | SUPPLIES-TECHNOLOGY**              |   |   |   |   | 0.00       | 0.00       | 0.00      | 0.00        |

|     | A                                  | B | C | D | E | F          | G          | H         | I          |
|-----|------------------------------------|---|---|---|---|------------|------------|-----------|------------|
| 746 | TOTAL                              |   |   |   |   | 11,683.00  | 4,653.08   | 2,066.67  | 4,963.25   |
| 747 |                                    |   |   |   |   |            |            |           |            |
| 748 | TRAVEL-SUPERINTENDENT              |   |   |   |   | 2,500.00   | 1,355.77   | 100.00    | 1,044.23   |
| 749 | TRAVEL-TAX                         |   |   |   |   | 200.00     | 0.00       | 0.00      | 200.00     |
| 750 | TRAVEL-BUS OFF                     |   |   |   |   | 500.00     | 1,082.49   | 100.00    | (682.49)   |
| 751 | TRAVEL-SCHOOL BOARD                |   |   |   |   | 5,000.00   | 3,005.85   | 0.00      | 1,994.15   |
| 752 | INSUR-SCHOOL BOARD                 |   |   |   |   | 4,243.00   | 4,243.00   | 0.00      | 0.00       |
| 753 | BONDING-TAX                        |   |   |   |   | 250.00     | 250.00     | 0.00      | 0.00       |
| 754 | BONDING-ADM                        |   |   |   |   | 0.00       | 0.00       | 0.00      | 0.00       |
| 755 | ELECTIONS                          |   |   |   |   | 2,225.00   | 0.00       | 0.00      | 2,225.00   |
| 756 | DUES-SUPERINTENDENT                |   |   |   |   | 500.00     | 0.00       | 0.00      | 500.00     |
| 757 | DUES-SCHOOL BOARD                  |   |   |   |   | 5,000.00   | 4,138.08   | 0.00      | 861.92     |
| 758 | DUES-TAX COLLECTOR                 |   |   |   |   | 250.00     | 135.00     | 0.00      | 115.00     |
| 759 | DUES-SCHOOL WIDE                   |   |   |   |   | 5,000.00   | 0.00       | 0.00      | 5,000.00   |
| 760 | DUES-ADMIN OFFICE                  |   |   |   |   | 500.00     | 0.00       | 0.00      | 500.00     |
| 761 | MISC OPERATING-SUPERINTENDENT      |   |   |   |   | 750.00     | 0.00       | 0.00      | 750.00     |
| 762 | MISC OPERATING-SCHOOL BOARD        |   |   |   |   | 2,500.00   | 669.65     | 0.00      | 1,830.35   |
| 763 | MISC OPERATING-TAX OFFICE          |   |   |   |   | 500.00     | 0.00       | 0.00      | 500.00     |
| 764 | MISC OPERATING-SCHOOL WIDE         |   |   |   |   | 4,000.00   | 0.00       | 0.00      | 4,000.00   |
| 765 | MISC OPERATING-ADMIN               |   |   |   |   | 2,500.00   | 866.52     | 0.00      | 1,633.48   |
| 766 | OTHER OPERATING COSTS-TAX REFUNDS  |   |   |   |   | 0.00       | 0.00       | 0.00      | 0.00       |
| 767 | ADVER-TAX                          |   |   |   |   | 500.00     | 0.00       | 0.00      | 500.00     |
| 768 | ADVER-ADM                          |   |   |   |   | 2,000.00   | 341.40     | 0.00      | 1,658.60   |
| 769 | TECS FEES                          |   |   |   |   | 0.00       | 0.00       | 0.00      | 0.00       |
| 770 | TOTAL                              |   |   |   |   | 38,918.00  | 16,087.76  | 200.00    | 22,630.24  |
| 771 |                                    |   |   |   |   |            |            |           |            |
| 772 | FURN/EQUIP                         |   |   |   |   | 0.00       | 2,274.00   | 0.00      | (2,274.00) |
| 773 | FURN/EQUIP-TECHNOLOGY**            |   |   |   |   | 667.00     | 667.00     | 0.00      | 0.00       |
| 774 | TOTAL                              |   |   |   |   | 667.00     | 2,941.00   | 0.00      | (2,274.00) |
| 775 |                                    |   |   |   |   |            |            |           |            |
| 776 | TOTAL GENERAL ADMINISTRATION       |   |   |   |   | 431,059.00 | 227,491.66 | 15,116.67 | 188,450.67 |
| 777 |                                    |   |   |   |   |            |            |           |            |
| 778 | <i>51-PLANT MAINTENANCE</i>        |   |   |   |   |            |            |           |            |
| 779 |                                    |   |   |   |   |            |            |           |            |
| 780 | SUBSTITUTES                        |   |   |   |   | 10,000.00  | 0.00       | 0.00      | 10,000.00  |
| 781 | SALARIES                           |   |   |   |   | 429,168.00 | 223,528.40 | 0.00      | 205,639.60 |
| 782 | FIMM                               |   |   |   |   | 6,033.00   | 2,804.46   | 0.00      | 3,228.54   |
| 783 | HEALTH INSURANCE                   |   |   |   |   | 56,992.00  | 24,919.80  | 0.00      | 32,072.20  |
| 784 | WORKER'S COMPENSATION              |   |   |   |   | 2,960.00   | 0.00       | 0.00      | 2,960.00   |
| 785 | TRS ON-BEHALF                      |   |   |   |   | 0.00       | 0.00       | 0.00      | 0.00       |
| 786 | UNEMPLOYMENT                       |   |   |   |   | 888.00     | 464.55     | 0.00      | 423.45     |
| 787 | TEACHER RETIREMENT/TRS CARE        |   |   |   |   | 3,465.00   | 1,137.50   | 0.00      | 2,327.50   |
| 788 | PERSONAL DAYS                      |   |   |   |   | 2,400.00   | 0.00       | 0.00      | 2,400.00   |
| 789 | TOTAL                              |   |   |   |   | 511,906.00 | 252,854.71 | 0.00      | 259,051.29 |
| 790 |                                    |   |   |   |   |            |            |           |            |
| 791 | BUILDING APPRAISAL                 |   |   |   |   | 0.00       | 0.00       | 0.00      | 0.00       |
| 792 | PRINTING                           |   |   |   |   | 0.00       | 0.00       | 0.00      | 0.00       |
| 793 | CONTRACTED SERVICES-PHYSICALS/DRUG |   |   |   |   | 1,000.00   | 0.00       | 0.00      | 1,000.00   |
| 794 | CONTRACTED SERVICES-FACILITIES     |   |   |   |   | 0.00       | 0.00       | 0.00      | 0.00       |



|     | A  | B | C | D | E | F            | G          | H         | I          |
|-----|--|---|---|---|---|--------------|------------|-----------|------------|
| 795 | CONTRACTED SERVICES-EXTERMINATING            |   |   |   |   | 5,000.00     | 3,408.60   | 0.00      | 1,591.40   |
| 796 | CONTRACTED SERVICES-GARBAGE                  |   |   |   |   | 12,000.00    | 4,885.00   | 0.00      | 7,115.00   |
| 797 | CONTRACTED SERVICES-ELECTRIC/HEAT            |   |   |   |   | 175,000.00   | 44,888.85  | 10,000.00 | 120,111.15 |
| 798 | CONTRACTED SERVICES-LAWN MAINT               |   |   |   |   | 0.00         | 0.00       | 0.00      | 0.00       |
| 799 | CONTRACTED SERVICES-GENERAL                  |   |   |   |   | 25,000.00    | 8,305.04   | 875.00    | 15,819.96  |
| 800 | CONTRACTED SERVICES-FOOTBALL/BASEBAL         |   |   |   |   | 20,000.00    | 3,120.00   | 1,000.00  | 15,880.00  |
| 801 | CONTRACTED SERVICES-GYM FLOORS               |   |   |   |   | 8,000.00     | 0.00       | 0.00      | 8,000.00   |
| 802 | CONTRACTED SERVICES-SOUND SYS                |   |   |   |   | 10,000.00    | 5,806.02   | 2,750.00  | 1,443.98   |
| 803 | CONTRACTED SERVICES-ROAD REPAIR              |   |   |   |   | 5,000.00     | 0.00       | 0.00      | 5,000.00   |
| 804 | CONTRACTED SERVICES-FIRE EXT                 |   |   |   |   | 5,000.00     | 395.00     | 0.00      | 4,605.00   |
| 805 | CONTRACTED SERVICES-PLUMBING                 |   |   |   |   | 10,000.00    | 3,789.33   | 5,000.00  | 1,210.67   |
| 806 | CONTRACTED SERVICES-DST WIDE                 |   |   |   |   | 47,500.00    | 0.00       | 0.00      | 47,500.00  |
| 807 | CONTRACTED SERVICES-ROOFING                  |   |   |   |   | 5,000.00     | 0.00       | 0.00      | 5,000.00   |
| 808 | CONTRACTED SERVICES-TECHNOLOGY**             |   |   |   |   | 0.00         | 0.00       | 0.00      | 0.00       |
| 809 | PHONE-HS                                     |   |   |   |   | 3,000.00     | 0.00       | 0.00      | 3,000.00   |
| 810 | PHONE-MS                                     |   |   |   |   | 1,500.00     | 0.00       | 0.00      | 1,500.00   |
| 811 | PHONE-PS                                     |   |   |   |   | 1,000.00     | 0.00       | 0.00      | 1,000.00   |
| 812 | PHONE-ES                                     |   |   |   |   | 1,000.00     | 0.00       | 0.00      | 1,000.00   |
| 813 | PHONE-ADM                                    |   |   |   |   | 1,500.00     | 0.00       | 0.00      | 1,500.00   |
| 814 | PHONE-CAFETERIA                              |   |   |   |   | 100.00       | 0.00       | 0.00      | 100.00     |
| 815 | PHONE-SAC                                    |   |   |   |   | 0.00         | 0.00       | 0.00      | 0.00       |
| 816 | PHONE-HEAD START                             |   |   |   |   | 0.00         | 0.00       | 0.00      | 0.00       |
| 817 | PHONE-BUS                                    |   |   |   |   | 2,800.00     | 597.86     | 0.00      | 2,202.14   |
| 818 | PHONE-HS MEREDITH STADIUM                    |   |   |   |   | 2,000.00     | 761.48     | 0.00      | 1,238.52   |
| 819 | WATER  |   |   |   |   | 45,000.00    | 16,413.11  | 0.00      | 28,586.89  |
| 820 | ELECTRICITY                                  |   |   |   |   | 262,500.00   | 106,911.10 | 0.00      | 155,588.90 |
| 821 | GAS  |   |   |   |   | 45,000.00    | 13,496.30  | 0.00      | 31,503.70  |
| 822 | CABLE INTERNET                               |   |   |   |   | 4,000.00     | 1,300.00   | 0.00      | 2,700.00   |
| 823 | TOTAL  |   |   |   |   | 697,900.00   | 214,077.69 | 19,625.00 | 464,197.31 |
| 824 |  |   |   |   |   |              |            |           |            |
| 825 | VEHICLE SUPPLIES                             |   |   |   |   | 0.00         | 0.00       | 0.00      | 0.00       |
| 826 | CUSTODIAL SUPPLIES                           |   |   |   |   | 60,000.00    | 36,173.40  | 9,500.00  | 14,326.60  |
| 827 | MAINT/GROUNDS SUPPLIES                       |   |   |   |   | 50,000.00    | 22,287.45  | 8,000.00  | 19,712.55  |
| 828 | SUPPLIES-TECHNOLOGY**                        |   |   |   |   | 0.00         | 0.00       | 0.00      | 0.00       |
| 829 | TOTAL  |   |   |   |   | 110,000.00   | 58,460.85  | 17,500.00 | 34,039.15  |
| 830 |  |   |   |   |   |              |            |           |            |
| 831 | TRAVEL-MAIT                                  |   |   |   |   | 0.00         | 0.00       | 0.00      | 0.00       |
| 832 | PROPERTY INSUR                               |   |   |   |   | 54,479.00    | 54,486.28  | 0.00      | (7.28)     |
| 833 | FEES-MAINT DEPT                              |   |   |   |   | 500.00       | 0.00       | 0.00      | 500.00     |
| 834 | TOTAL  |   |   |   |   | 54,979.00    | 54,486.28  | 0.00      | 492.72     |
| 835 |  |   |   |   |   |              |            |           |            |
| 836 | CAPITAL OUTLAY                               |   |   |   |   | 0.00         | 0.00       | 0.00      | 0.00       |
| 837 |  |   |   |   |   |              |            |           |            |
| 838 | TOTAL PLANT MAINTENANCE                      |   |   |   |   | 1,374,785.00 | 579,879.53 | 37,125.00 | 757,780.47 |
| 839 |  |   |   |   |   |              |            |           |            |
| 840 | <i>52-SECURITY &amp; MONITORING SERVICES</i> |   |   |   |   |              |            |           |            |
| 841 |  |   |   |   |   |              |            |           |            |
| 842 | CONT SERV-SECURITY-HS                        |   |   |   |   | 3,000.00     | 2,175.00   | 0.00      | 825.00     |
| 843 | CONT SERV-SECURITY-MS                        |   |   |   |   | 500.00       | 0.00       | 0.00      | 500.00     |



|     | A                                   | B | C | D | E | F          | G         | H    | I           |
|-----|-------------------------------------|---|---|---|---|------------|-----------|------|-------------|
| 893 | TRAVEL                              |   |   |   |   | 300.00     | 257.00    | 0.00 | 43.00       |
| 894 | FEES/DUES                           |   |   |   |   | 0.00       | 0.00      | 0.00 | 0.00        |
| 895 | TOTAL                               |   |   |   |   | 300.00     | 257.00    | 0.00 | 43.00       |
| 896 |                                     |   |   |   |   |            |           |      |             |
| 897 | COMPUTERS-HS                        |   |   |   |   | 0.00       | 0.00      | 0.00 | 0.00        |
| 898 | COMPUTERS-MS                        |   |   |   |   | 0.00       | 0.00      | 0.00 | 0.00        |
| 899 | COMPUTERS-PS                        |   |   |   |   | 0.00       | 0.00      | 0.00 | 0.00        |
| 900 | COMPUTERS-ES                        |   |   |   |   | 0.00       | 0.00      | 0.00 | 0.00        |
| 901 | COMPUTERS-ADM                       |   |   |   |   | 0.00       | 0.00      | 0.00 | 0.00        |
| 902 | TOTAL                               |   |   |   |   | 0.00       | 0.00      | 0.00 | 0.00        |
| 903 |                                     |   |   |   |   |            |           |      |             |
| 904 | TOTAL DATA PROCESSING               |   |   |   |   | 79,577.00  | 41,082.64 | 0.00 | 38,494.36   |
| 905 |                                     |   |   |   |   |            |           |      |             |
| 906 |                                     |   |   |   |   |            |           |      |             |
| 907 |                                     |   |   |   |   |            |           |      |             |
|     |                                     |   |   |   |   |            |           |      |             |
|     |                                     |   |   |   |   |            |           |      |             |
|     |                                     |   |   |   |   |            |           |      |             |
| 908 | CONTRACTED SERVICE-HS               |   |   |   |   | 1,357.00   | 0.00      | 0.00 | 1,357.00    |
| 909 | CONTRACTED SERVICE-MS               |   |   |   |   | 1,357.00   | 0.00      | 0.00 | 1,357.00    |
| 910 | CONTRACTED SERVICE-PS               |   |   |   |   | 1,357.00   | 0.00      | 0.00 | 1,357.00    |
| 911 | CONTRACTED SERVICE-ES               |   |   |   |   | 1,357.00   | 0.00      | 0.00 | 1,357.00    |
| 912 | TOTAL                               |   |   |   |   | 5,428.00   | 0.00      | 0.00 | 5,428.00    |
| 913 |                                     |   |   |   |   |            |           |      |             |
| 914 | TOTAL COMMUNITY SERVICE             |   |   |   |   | 5,428.00   | 0.00      | 0.00 | 5,428.00    |
| 915 |                                     |   |   |   |   |            |           |      |             |
| 916 |                                     |   |   |   |   |            |           |      |             |
| 917 |                                     |   |   |   |   |            |           |      |             |
|     |                                     |   |   |   |   |            |           |      |             |
|     |                                     |   |   |   |   |            |           |      |             |
| 918 | FITNESS EQUIP-PRINCIPAL             |   |   |   |   | 0.00       | 0.00      | 0.00 | 0.00        |
| 919 | FITNESS EQUIP-INTEREST              |   |   |   |   | 0.00       | 0.00      | 0.00 | 0.00        |
| 920 | TOTAL                               |   |   |   |   | 0.00       | 0.00      | 0.00 | 0.00        |
| 921 |                                     |   |   |   |   |            |           |      |             |
| 922 | TOTAL DEBT SERVICE                  |   |   |   |   | 0.00       | 0.00      | 0.00 | 0.00        |
| 923 |                                     |   |   |   |   |            |           |      |             |
| 924 |                                     |   |   |   |   |            |           |      |             |
| 925 |                                     |   |   |   |   |            |           |      |             |
|     |                                     |   |   |   |   |            |           |      |             |
|     |                                     |   |   |   |   |            |           |      |             |
| 926 | FACILITY PLANNING                   |   |   |   |   | 0.00       | 0.00      | 0.00 | 0.00        |
| 927 | CONT SERVICES-TECHNOLOGY-MS**       |   |   |   |   | 0.00       | 0.00      | 0.00 | 0.00        |
| 928 | CONT SERVICES-TECHNOLOGY-PS**       |   |   |   |   | 0.00       | 0.00      | 0.00 | 0.00        |
| 929 | CONT SERVICES-TECHNOLOGY-ES**       |   |   |   |   | 0.00       | 0.00      | 0.00 | 0.00        |
| 930 | CONT SERVICES-TECHNOLOGY-ADM**      |   |   |   |   | 0.00       | 0.00      | 0.00 | 0.00        |
| 931 | CONT SERVICES-STADIUM               |   |   |   |   | 0.00       | 14,077.00 | 0.00 | (14,077.00) |
| 932 | TOTAL                               |   |   |   |   | 0.00       | 14,077.00 | 0.00 | (14,077.00) |
| 933 |                                     |   |   |   |   |            |           |      |             |
| 934 | SUPPLIES-STADIUM/TRACK              |   |   |   |   | 0.00       | 2,794.00  | 0.00 | (2,794.00)  |
| 935 | TOTAL                               |   |   |   |   | 0.00       | 2,794.00  | 0.00 | (2,794.00)  |
| 936 |                                     |   |   |   |   |            |           |      |             |
| 937 | LAND PURCHASE                       |   |   |   |   | 0.00       | 0.00      | 0.00 | 0.00        |
| 938 | FEES-LAND PURCHASE                  |   |   |   |   | 0.00       | 0.00      | 0.00 | 0.00        |
| 939 | BUILDING CONSTRUCTION-MS/PS ROOF    |   |   |   |   | 776,779.66 | 37,345.00 | 0.00 | 739,434.66  |
| 940 | BUILDING CONSTRUCTION-HS/ES RENNOV  |   |   |   |   | 0.00       | 0.00      | 0.00 | 0.00        |
| 941 | BUILDING CONSTRUCTION-BB/SB COMPLEX |   |   |   |   | 0.00       | 0.00      | 0.00 | 0.00        |

|     | A  | B | C | D | E | F             | G            | H            | I            |
|-----|--|---|---|---|---|---------------|--------------|--------------|--------------|
| 942 | BUILDING CONSTRUCTION-STADIUM TRACK                  |   |   |   |   | 236,553.00    | 192,839.10   | 50,944.90    | (7,231.00)   |
| 943 | BUILDING CONSTRUCTION-FIELDHOUSE                     |   |   |   |   | 0.00          | 0.00         | 0.00         | 0.00         |
| 944 | FURN/EQUIP-TECHNOLOGY-DST**                          |   |   |   |   | 0.00          | 0.00         | 0.00         | 0.00         |
| 945 | TOTAL  |   |   |   |   | 1,013,332.66  | 230,184.10   | 50,944.90    | 732,203.66   |
| 946 |  |   |   |   |   |               |              |              |              |
| 947 | TOTAL FACILITIES & CONSTRUCTION                      |   |   |   |   | 1,013,332.66  | 247,055.10   | 50,944.90    | 715,332.66   |
| 948 |  |   |   |   |   |               |              |              |              |
| 949 |  |   |   |   |   |               |              |              |              |
| 950 |  |   |   |   |   |               |              |              |              |
|     | <i>93-PAYMENTS TO MEMBER DISTRICTS/FISCAL AGENTS</i> |   |   |   |   |               |              |              |              |
| 951 | SSA-SUPERNET II                                      |   |   |   |   | 9,471.00      | 5,465.23     | 0.00         | 4,005.77     |
| 952 | SSA-SPECIAL EDUCATION                                |   |   |   |   | 366,911.00    | 244,607.28   | 0.00         | 122,303.72   |
| 953 | SSA-RUS-DLT GRANT                                    |   |   |   |   | 0.00          | 0.00         | 0.00         | 0.00         |
| 954 |  |   |   |   |   |               |              |              |              |
| 955 | TOTAL PAYMENTS TO MEMBER DISTRICTS                   |   |   |   |   | 376,382.00    | 250,072.51   | 0.00         | 126,309.49   |
| 956 |  |   |   |   |   |               |              |              |              |
| 957 |  |   |   |   |   |               |              |              |              |
| 958 |  |   |   |   |   |               |              |              |              |
|     | <i>99-OTHER INTERGOVERNMENTAL CHARGES</i>            |   |   |   |   |               |              |              |              |
| 959 | APPRAISAL DISTRICT                                   |   |   |   |   | 120,821.00    | 64,747.50    | 0.00         | 56,073.50    |
| 960 |  |   |   |   |   |               |              |              |              |
| 961 | TOTAL OTHER INTERGOVERNMENTAL                        |   |   |   |   | 120,821.00    | 64,747.50    | 0.00         | 56,073.50    |
| 962 |  |   |   |   |   |               |              |              |              |
| 963 |  |   |   |   |   |               |              |              |              |
| 964 | TOTAL OPERATING BUDGET                               |   |   |   |   | 13,786,285.66 | 5,449,903.12 | 1,183,793.06 | 7,152,589.48 |
| 965 |  |   |   |   |   |               |              |              |              |
| 966 |  |   |   |   |   |               |              |              |              |
| 967 | EDUCATION FOR JOBS                                   |   |   |   |   |               |              |              |              |
| 968 | 287  |   |   |   |   |               |              |              |              |
| 969 |  |   |   |   |   |               |              |              |              |
| 970 |  |   |   |   |   |               |              |              |              |
| 971 |  |   |   |   |   |               |              |              |              |
|     | <i>11-INSTRUCTION</i>                                |   |   |   |   |               |              |              |              |
| 972 | SALARIES   |   |   |   |   | 0.00          | 0.00         | 0.00         | 0.00         |
| 973 | FIMM   |   |   |   |   | 0.00          | 0.00         | 0.00         | 0.00         |
| 974 | HEALTH INSURANCE                                     |   |   |   |   | 0.00          | 0.00         | 0.00         | 0.00         |
| 975 | TEACHER RETIREMENT/TRS CARE                          |   |   |   |   | 0.00          | 0.00         | 0.00         | 0.00         |
| 976 | PERSONAL DAYS  |   |   |   |   | 0.00          | 0.00         | 0.00         | 0.00         |
| 977 | TOTAL  |   |   |   |   | 0.00          | 0.00         | 0.00         | 0.00         |
| 978 |  |   |   |   |   |               |              |              |              |
| 979 | INSTRUCTIONAL SUPPLIES-HS                            |   |   |   |   | 0.00          | 0.00         | 0.00         | 0.00         |
| 980 |  |   |   |   |   |               |              |              |              |
| 981 | FEES/DUES-HS   |   |   |   |   | 0.00          | 0.00         | 0.00         | 0.00         |
| 982 |  |   |   |   |   |               |              |              |              |
| 983 | FURN/EQUIP-HS  |   |   |   |   | 0.00          | 0.00         | 0.00         | 0.00         |
| 984 |  |   |   |   |   |               |              |              |              |
| 985 | TOTAL INSTRUCTION                                    |   |   |   |   | 0.00          | 0.00         | 0.00         | 0.00         |
| 986 |  |   |   |   |   |               |              |              |              |
| 987 |  |   |   |   |   |               |              |              |              |
| 988 |  |   |   |   |   |               |              |              |              |
|     | <i>21-INSTRUCTION LEADERSHIP</i>                     |   |   |   |   |               |              |              |              |
| 989 | PAYROLL  |   |   |   |   | 0.00          | 0.00         | 0.00         | 0.00         |
| 990 |  |   |   |   |   |               |              |              |              |

|      | A                                     | B | C | D | E | F    | G    | H    | I    |
|------|---------------------------------------|---|---|---|---|------|------|------|------|
| 991  | FEES/DUES-HS                          |   |   |   |   | 0.00 | 0.00 | 0.00 | 0.00 |
| 992  |                                       |   |   |   |   |      |      |      |      |
| 993  | <u>TOTAL STAFF DEVELOPMENT</u>        |   |   |   |   | 0.00 | 0.00 | 0.00 | 0.00 |
| 994  |                                       |   |   |   |   |      |      |      |      |
| 995  |                                       |   |   |   |   |      |      |      |      |
| 996  |                                       |   |   |   |   |      |      |      |      |
| 997  | SSA-SPECIAL ED COOP                   |   |   |   |   | 0.00 | 0.00 | 0.00 | 0.00 |
| 998  |                                       |   |   |   |   |      |      |      |      |
| 999  | <u>TOTAL PAYMENTS TO FISAL AGENTS</u> |   |   |   |   | 0.00 | 0.00 | 0.00 | 0.00 |
| 1000 |                                       |   |   |   |   |      |      |      |      |
| 1001 | <u>TOTAL EDUCATION JOBS</u>           |   |   |   |   | 0.00 | 0.00 | 0.00 | 0.00 |
| 1002 |                                       |   |   |   |   |      |      |      |      |
| 1003 |                                       |   |   |   |   |      |      |      |      |
| 1004 | <u>TECHNOLOGY ALLOTMENT</u>           |   |   |   |   |      |      |      |      |
| 1005 | 411                                   |   |   |   |   |      |      |      |      |
| 1006 |                                       |   |   |   |   |      |      |      |      |
| 1007 |                                       |   |   |   |   |      |      |      |      |
| 1008 | CONTRACTED SERVICES                   |   |   |   |   | 0.00 | 0.00 | 0.00 | 0.00 |
| 1009 |                                       |   |   |   |   | 0.00 | 0.00 | 0.00 | 0.00 |
| 1010 | TOTAL                                 |   |   |   |   |      |      |      |      |
| 1011 | TECHNOLOGY SUPPLIES-HS                |   |   |   |   | 0.00 | 0.00 | 0.00 | 0.00 |
| 1012 | TECHNOLOGY SUPPLIES-MS                |   |   |   |   | 0.00 | 0.00 | 0.00 | 0.00 |
| 1013 | TECHNOLOGY SUPPLIES-PS                |   |   |   |   | 0.00 | 0.00 | 0.00 | 0.00 |
| 1014 | TECHNOLOGY SUPPLIES-ES                |   |   |   |   | 0.00 | 0.00 | 0.00 | 0.00 |
| 1015 |                                       |   |   |   |   | 0.00 | 0.00 | 0.00 | 0.00 |
| 1016 | TOTAL                                 |   |   |   |   |      |      |      |      |
| 1017 | COMPUTER/EQUIPMENT-HS                 |   |   |   |   | 0.00 | 0.00 | 0.00 | 0.00 |
| 1018 | COMPUTER/EQUIPMENT-MS                 |   |   |   |   | 0.00 | 0.00 | 0.00 | 0.00 |
| 1019 | COMPUTER/EQUIPMENT-PS                 |   |   |   |   | 0.00 | 0.00 | 0.00 | 0.00 |
| 1020 | COMPUTER/EQUIPMENT-ES                 |   |   |   |   | 0.00 | 0.00 | 0.00 | 0.00 |
| 1021 | EQUIP/DISTRICT WIDE                   |   |   |   |   | 0.00 | 0.00 | 0.00 | 0.00 |
| 1022 |                                       |   |   |   |   | 0.00 | 0.00 | 0.00 | 0.00 |
| 1023 | TOTAL                                 |   |   |   |   |      |      |      |      |
| 1024 | <u>TOTAL INSTRUCTION</u>              |   |   |   |   | 0.00 | 0.00 | 0.00 | 0.00 |
| 1025 |                                       |   |   |   |   |      |      |      |      |
| 1026 |                                       |   |   |   |   |      |      |      |      |
| 1027 |                                       |   |   |   |   |      |      |      |      |
| 1028 | CONTRACTED SERVICES-HS                |   |   |   |   | 0.00 | 0.00 | 0.00 | 0.00 |
| 1029 |                                       |   |   |   |   |      |      |      |      |
| 1030 | SUPPLIES-HS                           |   |   |   |   | 0.00 | 0.00 | 0.00 | 0.00 |
| 1031 |                                       |   |   |   |   |      |      |      |      |
| 1032 | FURN/EQUIP-HS                         |   |   |   |   | 0.00 | 0.00 | 0.00 | 0.00 |
| 1033 |                                       |   |   |   |   |      |      |      |      |
| 1034 | <u>TOTAL INSTRUCTIONAL RESOURCES</u>  |   |   |   |   | 0.00 | 0.00 | 0.00 | 0.00 |
| 1035 |                                       |   |   |   |   |      |      |      |      |
| 1036 |                                       |   |   |   |   |      |      |      |      |
| 1037 |                                       |   |   |   |   |      |      |      |      |
| 1038 | PAYROLL COSTS                         |   |   |   |   | 0.00 | 0.00 | 0.00 | 0.00 |
| 1039 |                                       |   |   |   |   |      |      |      |      |

93-PAYMENTS TO MEMBERS DISTRICTS/FISCAL AGENT

11-INSTRUCTION

12-INSTRUCTIONAL RESOURCES AND MEDIA SERVICES

13-CURRICULUM AND INSTRUCTIONAL STAFF

|      | A                                   | B                 | C | D | E       | F                         | G            | H            | I            |
|------|-------------------------------------|-------------------|---|---|---------|---------------------------|--------------|--------------|--------------|
| 1040 | TRAVEL                              |                   |   |   |         | 0.00                      | 0.00         | 0.00         | 0.00         |
| 1041 | FEES/DUES                           |                   |   |   |         | 0.00                      | 0.00         | 0.00         | 0.00         |
| 1042 |                                     |                   |   |   |         | 0.00                      | 0.00         | 0.00         | 0.00         |
| 1043 | TOTAL                               |                   |   |   |         |                           |              |              |              |
| 1044 | TOTAL CURRICULUM AND INSTRUCTIONAL  |                   |   |   |         | 0.00                      | 0.00         | 0.00         | 0.00         |
| 1045 |                                     |                   |   |   |         |                           |              |              |              |
| 1046 |                                     |                   |   |   |         |                           |              |              |              |
| 1047 |                                     |                   |   |   |         |                           |              |              |              |
| 1048 | CONTRACTED SERVICES                 |                   |   |   |         | 0.00                      | 0.00         | 0.00         | 0.00         |
| 1049 |                                     |                   |   |   |         | 0.00                      | 0.00         | 0.00         | 0.00         |
| 1050 | TOTAL                               |                   |   |   |         |                           |              |              |              |
| 1051 | TOTAL TECHNOLOGY ALLOTMENT          |                   |   |   |         | 0.00                      | 0.00         | 0.00         | 0.00         |
| 1052 |                                     |                   |   |   |         |                           |              |              |              |
| 1053 |                                     |                   |   |   |         |                           |              |              |              |
| 1054 | DEBT SERVICE FUND                   |                   |   |   |         |                           |              |              |              |
| 1055 | 599                                 |                   |   |   |         |                           |              |              |              |
| 1056 |                                     |                   |   |   |         |                           |              |              |              |
| 1057 | BONDS                               |                   |   |   |         | 0.00                      | 0.00         | 0.00         | 0.00         |
| 1058 | INTEREST                            |                   |   |   |         | 0.00                      | 0.00         | 0.00         | 0.00         |
| 1059 | FEES                                |                   |   |   |         | 0.00                      | 0.00         | 0.00         | 0.00         |
| 1060 |                                     |                   |   |   |         | 0.00                      | 0.00         | 0.00         | 0.00         |
| 1061 | TOTAL                               |                   |   |   |         |                           |              |              |              |
| 1062 | TOTAL DEBT SERVICE                  |                   |   |   |         | 0.00                      | 0.00         | 0.00         | 0.00         |
| 1063 |                                     |                   |   |   |         |                           |              |              |              |
| 1064 |                                     |                   |   |   |         |                           |              |              |              |
| 1065 | TOTAL OPERATING FUND, TECHNOLOGY,   |                   |   |   |         |                           |              |              |              |
| 1066 | HIGH SCHOOL ALLOTMENT, DEBT SERVICE |                   |   |   |         | 13,786,285.66             | 5,449,903.12 | 1,183,793.06 | 7,152,589.48 |
| 1067 |                                     |                   |   |   |         |                           |              |              |              |
| 1068 |                                     |                   |   |   |         |                           |              |              |              |
| 1069 | ***TECHNOLOGY EXPENSES TO BE        |                   |   |   |         |                           |              |              |              |
| 1070 | FUNDED                              |                   |   |   |         | 417,667.00                | 58,752.06    | 0.00         | 358,914.94   |
| 1071 |                                     |                   |   |   |         |                           |              |              |              |
| 1072 |                                     |                   |   |   |         |                           |              |              |              |
| 1073 | REFERENCE GUIDE                     |                   |   |   |         |                           |              |              |              |
| 1074 |                                     |                   |   |   |         |                           |              |              |              |
| 1075 | HS                                  |                   |   |   | ST COMP | STATE COMPENSATORY        |              |              |              |
| 1076 | MS                                  | HIGH SCHOOL       |   |   | ESL     | ENGLISH/SPANISH LANGUAGE  |              |              |              |
| 1077 | PS                                  | MIDDLE SCHOOL     |   |   | VOC     | VOCATIONAL EDUCATION      |              |              |              |
| 1078 | ES                                  | PRIMARY SCHOOL    |   |   | G/T     | GIFTED/TALENTED EDUCATION |              |              |              |
| 1079 | ADM                                 | ELEMENTARY SCHOOL |   |   | SP ED   | SPECIAL EDUCATION         |              |              |              |
| 1080 |                                     | ADMINISTRATION    |   |   |         |                           |              |              |              |
| 1081 |                                     |                   |   |   |         |                           |              |              |              |
| 1082 |                                     |                   |   |   |         |                           |              |              |              |
| 1083 |                                     |                   |   |   |         |                           |              |              |              |
| 1084 |                                     |                   |   |   |         |                           |              |              |              |
| 1085 | 199-GENERAL FUND                    |                   |   |   |         |                           |              |              |              |
| 1086 |                                     |                   |   |   |         | BUDGETED                  | RECEIVED     |              | BALANCE      |
| 1087 | TAXES-CURRENT YEAR                  |                   |   |   |         | 6,074,416.00              | 5,930,521.65 |              | 143,894.35   |
| 1088 | TAXES-PRIOR YEAR                    |                   |   |   |         | 24,500.00                 | 79,198.50    |              | -54,698.50   |
| 1089 | TAXES-PENALTIES                     |                   |   |   |         | 100,000.00                | 34,718.15    |              | 65,281.85    |

MINEOLA INDEPENDENT SCHOOL DISTRICT

2012-2013 REVENUE

|      | A                                  | B | C | D | E | F             | G            | H    | I            |
|------|------------------------------------|---|---|---|---|---------------|--------------|------|--------------|
| 1090 | TAXES-INTEREST                     |   |   |   |   | 0.00          | 0.00         |      | 0.00         |
| 1091 | DRIVER EDUCATION TUITION           |   |   |   |   | 0.00          | 0.00         |      | 0.00         |
| 1092 | TUITION-SUMMER SCHOOL              |   |   |   |   | 0.00          | 0.00         |      | 0.00         |
| 1093 | EARNING FROM PERMANENT INVESTMENTS |   |   |   |   | 4,200.00      | 0.00         |      | 4,200.00     |
| 1094 | EARNING FROM TEMPORARY INVESTMENTS |   |   |   |   | 32,300.00     | 21,366.17    |      | 10,933.83    |
| 1095 | RENTAL OF FACILITIES               |   |   |   |   | 3,250.00      | 0.00         |      | 3,250.00     |
| 1096 | GIFTS/BEQUESTS-MEREDITH-           |   |   |   |   | 0.00          | 332,451.26   |      | -332,451.26  |
| 1097 | GIFTS/BEQUESTS-MEREDITH-HS BAND    |   |   |   |   | 0.00          | 0.00         |      | 0.00         |
| 1098 | GIFTS/BEQUESTS-HS WEIGHT ROOM      |   |   |   |   | 0.00          | 0.00         |      | 0.00         |
| 1099 | GIFTS/BEQUESTS-MEREDITH-ES PLAYG   |   |   |   |   | 0.00          | 0.00         |      | 0.00         |
| 1100 | GIFTS/BEQUESTS                     |   |   |   |   | 0.00          | 0.00         |      | 0.00         |
| 1101 | INSURANCE RECOVERY                 |   |   |   |   | 0.00          | 0.00         |      | 0.00         |
| 1102 | ATHLETIC ACTIVITY                  |   |   |   |   | 51,250.00     | 51,705.20    |      | -455.20      |
| 1103 | MISC REVENUE-FISCAL AGENT FEE      |   |   |   |   | 52,000.00     | 0.00         |      | 52,000.00    |
| 1104 | TAXES-CED                          |   |   |   |   | 0.00          | 0.00         |      | 0.00         |
| 1105 | MISC REVENUE-LOCAL SOURCES         |   |   |   |   | 21,500.00     | 13,900.03    |      | 7,599.97     |
| 1106 | CITY OF MINEOLA                    |   |   |   |   | 6,500.00      | 1,625.00     |      | 4,875.00     |
| 1107 | HEAD START REIMBURSEMENT           |   |   |   |   | 99,000.00     | 59,275.56    |      | 39,724.44    |
| 1108 |                                    |   |   |   |   | 6,468,916.00  | 6,524,761.52 |      | -55,845.52   |
| 1109 | TOTAL                              |   |   |   |   |               |              |      |              |
| 1110 | PER CAPITA                         |   |   |   |   | 553,561.00    | 266,154.00   |      | 287,407.00   |
| 1111 | STATE FOUNDATION                   |   |   |   |   | 5,358,517.00  | 2,649,763.00 |      | 2,708,754.00 |
| 1112 | SAFE SCHOOL-RIDER 59               |   |   |   |   | 0.00          | 0.00         |      | 0.00         |
| 1113 | TRS ON BEHALF                      |   |   |   |   | 490,777.00    | 0.00         |      | 490,777.00   |
| 1114 |                                    |   |   |   |   | 6,402,855.00  | 2,915,917.00 |      | 3,486,938.00 |
| 1115 | TOTAL                              |   |   |   |   |               |              |      |              |
| 1116 | TRANSFER IN                        |   |   |   |   | 0.00          | 0.00         |      | 0.00         |
| 1117 |                                    |   |   |   |   |               |              |      |              |
| 1118 | SALE OF PROPERTY                   |   |   |   |   | 0.00          | 0.00         |      | 0.00         |
| 1119 |                                    |   |   |   |   |               |              |      |              |
| 1120 | TOTAL OPERATING REVENUE            |   |   |   |   | 12,871,771.00 | 9,440,678.52 |      | 3,431,092.48 |
| 1121 |                                    |   |   |   |   |               |              |      |              |
| 1122 | <b>287-EDUCAION JOBS</b>           |   |   |   |   |               |              |      |              |
| 1123 |                                    |   |   |   |   |               |              |      |              |
| 1124 | STATE OF TEXAS                     |   |   |   |   | 0.00          | 0.00         | 0.00 | 0.00         |
| 1125 |                                    |   |   |   |   |               |              |      |              |
| 1126 | TOTAL-EDUCATION JOBS               |   |   |   |   | 0.00          | 0.00         | 0.00 | 0.00         |
| 1127 |                                    |   |   |   |   |               |              |      |              |
| 1128 | <b>411-TECHNOLOGY</b>              |   |   |   |   |               |              |      |              |
| 1129 |                                    |   |   |   |   |               |              |      |              |
| 1130 | STATE OF TEXAS                     |   |   |   |   | 0.00          | 0.00         | 0.00 | 0.00         |
| 1131 |                                    |   |   |   |   |               |              |      |              |
| 1132 | TOTAL TECHNOLOGY REVENUE           |   |   |   |   | 0.00          | 0.00         | 0.00 | 0.00         |
| 1133 |                                    |   |   |   |   |               |              |      |              |
| 1134 | <b>599-DEBT SERVICE</b>            |   |   |   |   |               |              |      |              |
| 1135 |                                    |   |   |   |   |               |              |      |              |
| 1136 | TAXES-CURRENT                      |   |   |   |   | 0.00          | 0.00         |      | 0.00         |
| 1137 | TAXES-PRIOR YEARS                  |   |   |   |   | 0.00          | 0.00         |      | 0.00         |
| 1138 | TAXES-PENALTIES                    |   |   |   |   | 0.00          | 0.00         |      | 0.00         |

|      | A                                   | B | C | D | E | F             | G            | H    | I            |
|------|-------------------------------------|---|---|---|---|---------------|--------------|------|--------------|
| 1139 | TAXES-INTEREST                      |   |   |   |   | 0.00          | 0.00         |      | 0.00         |
| 1140 | EARNINGS FROM TEMPORARY INVESTMENTS |   |   |   |   | 0.00          | 0.00         |      | 0.00         |
| 1141 |                                     |   |   |   |   | 0.00          | 0.00         |      | 0.00         |
| 1142 | TOTAL                               |   |   |   |   |               |              |      |              |
| 1143 | STATE REVENUE-TEA                   |   |   |   |   | 0.00          | 0.00         |      | 0.00         |
| 1144 |                                     |   |   |   |   |               |              |      |              |
| 1145 | TOTAL DEBT SERVICE REVENUE          |   |   |   |   | 0.00          | 0.00         |      | 0.00         |
| 1146 |                                     |   |   |   |   |               |              |      |              |
| 1147 | <b>TOTAL OPERATING-TECHNOLOGY</b>   |   |   |   |   |               |              |      |              |
| 1148 | <b>AND DEBT SERVICE REVENUE</b>     |   |   |   |   | 12,871,771.00 | 9,440,678.52 | 0.00 | 3,431,092.48 |
| 1149 |                                     |   |   |   |   |               |              |      |              |







|                                |           |            |
|--------------------------------|-----------|------------|
| MISD District Improvement Fund | 85,103.68 |            |
| Head Start                     | 444.50    |            |
| District Lost Book Account     | 17,734.18 |            |
| <b>TOTAL</b>                   |           | 103,282.36 |

**Mineola Primary School**

|                   |           |           |
|-------------------|-----------|-----------|
| Advisory Council  | 14,653.77 |           |
| Yearbooks         | 4,481.42  |           |
| Box Tops          | 5,957.41  |           |
| Flower Fund       | 791.02    |           |
| Library Fund      | 1,397.81  |           |
| T-Shirts          | 2,674.57  |           |
| Teacher Gifts     | 9,693.34  |           |
| Title I Book Acct | 275.00    |           |
| School Vending    | 2,730.18  |           |
| Benevolent Fund   | 11,919.91 |           |
| Lounge Vending    | 299.14    |           |
| <b>TOTAL</b>      |           | 54,873.57 |

**Mineola Elementary School**

|                       |           |           |
|-----------------------|-----------|-----------|
| Teacher Gifts         | 4,556.79  |           |
| School Annual         | 1,791.41  |           |
| Benevolent Fund       | 1,729.69  |           |
| Advisory Council      | 4,383.84  |           |
| Flower Fund           | 318.89    |           |
| Library Fund          | 8,360.18  |           |
| Lounge Vending        | 443.67    |           |
| Summer PE Program     | 0.00      |           |
| School Vending        | 12,382.40 |           |
| P. E./Summer Fun Camp | 0.00      |           |
| Kiwanis Kids          | 33.69     |           |
| <b>TOTAL</b>          |           | 34,000.56 |

**Mineola Middle School**

|                        |          |           |
|------------------------|----------|-----------|
| AVID                   | 462.40   |           |
| Band Fund              | 2,140.31 |           |
| Athletics              | 155.01   |           |
| Volleyball             | 287.00   |           |
| Flower Fund            | 192.49   |           |
| Jacket Jazz            | 176.67   |           |
| Advisory Council       | 1,523.17 |           |
| Choir                  | 151.44   |           |
| MS Cheerleaders        | 4,989.41 |           |
| MS Yearbook            | 3,318.51 |           |
| Crime Stoppers         | 485.00   |           |
| Junior Honor Society   | 498.49   |           |
| Communities in Schools | 775.98   |           |
| Athletic Boosters      | 614.90   |           |
| Library Fund           | 666.67   |           |
| Lounge Vending         | 577.20   |           |
| FCA-MS                 | 2,910.49 |           |
| Builder's Club         | 1,031.20 |           |
| School Vending         | 4,431.70 |           |
| Benevolent Fund        | 8,314.04 |           |
| Science Club           | 1,456.80 |           |
| Student Council        | 484.00   |           |
| <b>TOTAL</b>           |          | 35,642.88 |

**Mineola High School**

|                                  |           |                  |
|----------------------------------|-----------|------------------|
| Art                              | 1,000.00  |                  |
| Auto Mechanics                   | 1,746.79  |                  |
| Anchor Club                      | 86.81     |                  |
| Crime Stoppers                   | 224.62    |                  |
| Annual Staff                     | 8,209.11  |                  |
| Athletic Vending                 | 10,966.71 |                  |
| Athletic Equipment Donations     | 1,357.28  |                  |
| Band Fund                        | 316.81    |                  |
| Business Club                    | 389.82    |                  |
| Band Trip Fund                   | 2,860.51  |                  |
| D. E. C. A.                      | 203.08    |                  |
| Fellowship of Christian Athletes | 3,206.14  |                  |
| Future Farmers of America        | 5,473.98  |                  |
| Future Homemakers of America     | 99.39     |                  |
| Class of 2016                    | 927.00    |                  |
| Benevolent Fund                  | 2,716.89  |                  |
| Testing/Tuition                  | 1,629.95  |                  |
| Lounge Vending                   | 1,209.18  |                  |
| Student Technoloty Assoc         | 69.87     |                  |
| Choir                            | 26.00     |                  |
| Class of 2014                    | 11,170.48 |                  |
| Key Club                         | 513.51    |                  |
| Library Fund                     | 599.27    |                  |
| CIS-Go Center                    | 499.57    |                  |
| Junior Historians                | 786.71    |                  |
| National Honor Society           | 362.38    |                  |
| Nature Trail                     | 1,047.10  |                  |
| PAL'S                            | 159.43    |                  |
| Project Graduation               | 1,539.51  |                  |
| H. S. Players/Drama              | 4,437.45  |                  |
| Flower Fund                      | 1,251.05  |                  |
| Student Council                  | 371.99    |                  |
| Scholarship Fund                 | 11,063.00 |                  |
| Class of 2015                    | 1,050.00  |                  |
| Spanish Club                     | 252.58    |                  |
| Class of 2013                    | 7,717.48  |                  |
| Slot Car Racing                  | 6,651.55  |                  |
| HS Volleyball                    | 0.00      |                  |
| Varsity Cheerleaders             | 2,250.57  |                  |
| AVID                             | 737.17    |                  |
| School Vending                   | 4,707.75  |                  |
| <b>TOTAL</b>                     |           | <b>99,888.49</b> |

**WOOD COUNTY SPECIAL EDUCATION SSA**

|               |        |               |
|---------------|--------|---------------|
| Activity Fund | 576.06 |               |
| <b>TOTAL</b>  |        | <b>576.06</b> |

**TEXPOOL  
PORTFOLIO SUMMARY  
ACTIVITY FOR MONTH ENDING  
February 28, 2013**

**LOCAL MAINTENANCE**

| <i>Investments</i>  | <i>Cost</i> | <i>Market</i> | <i>Ratio</i> | <i>Interest Rate</i> |
|---------------------|-------------|---------------|--------------|----------------------|
| Beginning of period | 27,213.08   | 27,213.08     | 100.00%      | 0.09%                |
| Deposits            | 0.00        |               |              |                      |
| Withdrawals         | 0.00        |               |              |                      |
| Interest accrued    | 1.93        |               |              |                      |
| End of Period       | 27,215.01   | 27,215.01     | 100.00%      | 0.09%                |

This report is in compliance with the investment strategies as approved by the Public Funds Investment Act


  
Investment Officer

**TEXPOOL  
PORTFOLIO SUMMARY  
ACTIVITY FOR MONTH ENDING  
February 28, 2013**

**FOOD SERVICE**

| <i>Investments</i>  | <i>Cost</i> | <i>Market</i> | <i>Ratio</i> | <i>Interest Rate</i> |
|---------------------|-------------|---------------|--------------|----------------------|
| Beginning of period | 17,524.52   | 17,524.52     | 100.00%      | 0.09%                |
| Deposits            | 20,000.00   |               |              |                      |
| Withdrawals         | 0.00        |               |              |                      |
| Interest accrued    | 1.83        |               |              |                      |
| End of Period       | 37,526.35   | 37,526.35     | 100.00%      | 0.09%                |

This report is in compliance with the investment strategies as approved by the Public Funds Investment Act

  
Investment Officer

**TEXPOOL  
PORTFOLIO SUMMARY  
ACTIVITY FOR MONTH ENDING  
February 28, 2013**

**INTEREST & SINKING**

| <i>Investments</i>  | <i>Cost</i> | <i>Market</i> | <i>Ratio</i> | <i>Interest Rate</i> |
|---------------------|-------------|---------------|--------------|----------------------|
| Beginning of period | 107,052.51  | 107,052.51    | 100.00%      | 0.09%                |
| Deposits            | 0.00        |               |              |                      |
| Withdrawals         | 0.00        |               |              |                      |
| Interest accrued    | 7.67        |               |              |                      |
| End of Period       | 107,060.18  | 107,060.18    | 100.00%      | 0.09%                |

This report is in compliance with the investment strategies as approved by the Public Funds Investment Act


  
Investment Officer

**TEXPOOL  
PORTFOLIO SUMMARY  
ACTIVITY FOR MONTH ENDING  
February 28, 2013**

**WORKERS COMPENSATION**

| <i>Investments</i>  | <i>Cost</i> | <i>Market</i> | <i>Ratio</i> | <i>Interest Rate</i> |
|---------------------|-------------|---------------|--------------|----------------------|
| Beginning of period | 482,112.57  | 482,112.57    | 100.00%      | 0.09%                |
| Deposits            | 0.00        |               |              |                      |
| Withdrawals         | 686.00      |               |              |                      |
| Interest accrued    | 34.57       |               |              |                      |
| End of Period       | 481,461.14  | 481,461.14    | 100.00%      | 0.09%                |

This report is in compliance with the investment strategies as approved by the Public Funds Investment Act

  
Investment Officer




**TEXPOOL  
PORTFOLIO SUMMARY  
ACTIVITY FOR MONTH ENDING  
February 28, 2013**

**DAN PEACOCK TRUST**

| <i>Investments</i>  | <i>Cost</i> | <i>Market</i> | <i>Ratio</i> | <i>Interest Rate</i> |
|---------------------|-------------|---------------|--------------|----------------------|
| Beginning of period | 16,083.17   | 16,083.17     | 100.00%      | 0.09%                |
| Deposits            | 0.00        |               |              |                      |
| Withdrawals         | 0.00        |               |              |                      |
| Interest accrued    | 1.16        |               |              |                      |
| End of Period       | 16,084.33   | 16,084.33     | 100.00%      | 0.09%                |

This report is in compliance with the investment strategies as approved by the Public Funds Investment Act


  
Investment Officer

**TEXPOOL  
PORTFOLIO SUMMARY  
ACTIVITY FOR MONTH ENDING  
February 28, 2013**

**G. W. ENGLISH TRUST**

| <i>Investments</i>  | <i>Cost</i> | <i>Market</i> | <i>Ratio</i> | <i>Interest Rate</i> |
|---------------------|-------------|---------------|--------------|----------------------|
| Beginning of period | 235,795.62  | 235,795.62    | 100.00%      | 0.09%                |
| Deposits            | 0.00        |               |              |                      |
| Withdrawals         | 0.00        |               |              |                      |
| Interest accrued    | 16.90       |               |              |                      |
| End of Period       | 235,812.52  | 235,812.52    | 100.00%      | 0.09%                |

This report is in compliance with the investment strategies as approved by the Public Funds Investment Act


  
\_\_\_\_\_  
Investment Officer

**MINEOLA COMMUNITY BANK  
PORTFOLIO SUMMARY  
ACTIVITY FOR MONTH ENDING  
February 28, 2013**

**JUDGE TRUST**

| <i>Investments</i>  | <i>Cost</i> | <i>Market</i> | <i>Ratio</i> | <i>Interest Rate</i> |
|---------------------|-------------|---------------|--------------|----------------------|
| Beginning of period |             |               |              |                      |
| CD                  | 18,000.00   | 18,000.00     | 100.00%      | 0.60%                |
| CD                  | 24,329.52   | 24,329.52     | 100.00%      | 0.60%                |
| CD                  | 26,814.59   | 26,814.59     | 100.00%      | 0.75%                |
| SAVINGS ACCT        | 4,006.35    | 4,006.35      | 100.00%      | 0.25%                |
| Deposits            | 26.66       |               |              |                      |
| Withdrawals         | 0.00        |               |              |                      |
| Quarterly Interest  | 0.00        |               |              |                      |
| End of Period       |             |               |              |                      |
| CD                  | 18,000.00   | 18,000.00     | 100.00%      | 0.60%                |
| CD                  | 24,329.52   | 24,329.52     | 100.00%      | 0.60%                |
| CD                  | 26,814.59   | 26,814.59     | 100.00%      | 0.75%                |
| SAVINGS ACCT        | 4,033.01    | 4,033.01      | 100.00%      | 0.25%                |

This report is in compliance with the investment strategies as approved by the Public Funds Investment Act


  
 \_\_\_\_\_  
 Investment Officer

**PORTFOLIO SUMMARY**  
**ACTIVITY FOR MONTH ENDING**  
*February 28, 2013*

**CERTIFICATE OF DEPOSIT/SAVINGS**

| <i>Investments</i>                           | <i>Cost</i>   | <i>Market</i> | <i>Ratio</i> | <i>Interest Rate</i> |
|--|---------------|---------------|--------------|----------------------|
| Beginning of period                          | 11,757,345.80 | 11,757,345.80 | 100.00%      |                      |
| Deposits                                     | 609,959.45    |               |              |                      |
| Withdrawals                                  | 850,000.00    |               |              |                      |
| End of period                                | 11,517,305.25 | 11,517,305.25 |              |                      |
| Interest Accrued                             | 1,885.07      |               |              |                      |
| End of Period                                |               |               |              |                      |
| <b>Bank Texas</b>                            |               |               |              |                      |
| CD # 8025567                                 | 262,287.79    | 262,287.79    | 100.00%      | 0.40%                |
| <b>Bank Texas</b>                            |               |               |              |                      |
| CD # 8025872                                 | 1,047,579.41  | 1,047,579.41  | 100.00%      | 0.60%                |
| <b>First National Bank-Gilmer in Mineola</b> |               |               |              |                      |
| CD # 1005229                                 | 238,172.93    | 238,172.93    | 100.00%      | 0.60%                |
| <b>Mineola Community</b>                     |               |               |              |                      |
| CD # 01-00542339-9                           | 158,034.00    | 158,034.00    | 100.00%      | 0.75%                |
| <b>Capital One</b>                           |               |               |              |                      |
| Savings #3830656862                          | 9,609,722.77  | 9,609,722.77  | 100.00%      | 0.40%                |
| <b>City National Bank</b>                    |               |               |              |                      |
| CD #10305497                                 | 201,508.35    | 201,508.35    | 100.00%      | 0.60%                |

This report is in compliance with the investment strategies as approved by the Public Funds Investment Act


  
 \_\_\_\_\_  
 Investment Officer

**TEXPOOL  
PORTFOLIO SUMMARY  
ACTIVITY FOR MONTH ENDING  
February 28, 2013**

**WOOD COUNTY SPECIAL EDUCATION SHARED SERVICES ARRANGEMENT**

| <i>Investments</i>  | <i>Cost</i> | <i>Market</i> | <i>Ratio</i> | <i>Interest Rate</i> |
|---------------------|-------------|---------------|--------------|----------------------|
| Beginning of period | 15,381.54   | 15,381.54     | 100.00%      | 0.09%                |
| Deposits            | 0.00        |               |              |                      |
| Withdrawals         | 0.00        |               |              |                      |
| Interest accrued    | 1.15        |               |              |                      |
| End of Period       | 15,382.69   | 15,382.69     | 100.00%      | 0.09%                |

This report is in compliance with the investment strategies as approved by the Public Funds Investment Act


  
\_\_\_\_\_  
Investment Officer

**TEXPOOL**  
**PORTFOLIO SUMMARY**  
**ACTIVITY FOR MONTH ENDING**  
*February 28, 2013*

**WOOD COUNTY SPECIAL EDUCATION SHARED SERVICES ARRANGEMENT**  
**WORKER'S COMPENSATION**

| <i>Investments</i>  | <i>Cost</i> | <i>Market</i> | <i>Ratio</i> | <i>Interest Rate</i> |
|---------------------|-------------|---------------|--------------|----------------------|
| Beginning of period | 18,836.75   | 18,836.75     | 100.00%      | 0.09%                |
| Deposits            | 0.00        |               |              |                      |
| Withdrawals         | 168.46      |               |              |                      |
| Interest accrued    | 1.33        |               |              |                      |
| End of Period       | 18,669.62   | 18,669.62     | 100.00%      | 0.09%                |

This report is in compliance with the investment strategies as approved by the Public Funds Investment Act


  
\_\_\_\_\_  
Investment Officer

**CAPITAL ONE BANK  
PORTFOLIO SUMMARY  
ACTIVITY FOR MONTH ENDING  
February 28, 2013**

**WOOD COUNTY SPECIAL EDUCATION SHARED SERVICES ARRANGEMENT**

| <i>Investments</i>  | <i>Cost</i> | <i>Market</i> | <i>Ratio</i> | <i>Interest Rate</i> |
|---------------------|-------------|---------------|--------------|----------------------|
| Beginning of period | 554,828.93  | 554,828.93    | 100.00%      | 0.30%                |
| Deposits            | 0.00        |               |              |                      |
| Withdrawals         | 0.00        |               |              |                      |
| Interest accrued    | 127.70      |               |              |                      |
| End of Period       | 554,956.63  | 554,956.63    | 100.00%      | 0.30%                |

This report is in compliance with the investment strategies as approved by the Public Funds Investment Act

  
Investment Officer

**WOOD COUNTY SPECIAL EDUCATION SSA**

*Executive Financial Summary*

*February 28, 2013*

**General Bank Accounts**

*Wood County Special Education SSA*

|   |             |            |
|---|-------------|------------|
| Fund 313-IDEA Part B                          | (81,726.75) |            |
| Fund 314-IDEA Part B-Preschool                | (2,844.59)  |            |
| Fund 315-IDEA Part B Discretionary            | 0.00        |            |
| Fund 364-IDEA Part B-ARRA                     | 0.00        |            |
| Fund 365-IDEA Part B-Preschool-ARRA           | 0.00        |            |
| Fund 434-State Supplemental Visually Impaired | (496.75)    |            |
| Fund 437-Shared Services Arrangements-SE      | 150,140.64  |            |
| Texpool                                       | 15,382.69   |            |
| Money Market                                  | 554,956.63  |            |
| <b>TOTAL</b>                                  |             | 635,411.87 |

\$

**ACTIVITY FUND MANAGEMENT**

**Wood County Special Education SSA**

|                     |        |        |
|---------------------|--------|--------|
| WC Activity Account | 576.06 |        |
| <b>TOTAL</b>        |        | 576.06 |



BANK: 01 LOCAL MAINTENANCE

| TYPE | CHECK NUMBER | CHECK DATE | CHECK AMOUNT | REMITTED TO   |
|------|--------------|------------|--------------|---|
| SYST | 60484        | 2-15-2013  | 255.24       | 6085 ACE HARDWARE - MAINTENANCE                           |
| SYST | 60485        | 2-15-2013  | 20.00        | 9420 ALEX EPPS - GAME WORKER                              |
| SYST | 60486        | 2-15-2013  | 125.00       | 9186 ALLENE WINSLOW - MS BAND JUDGE                       |
| SYST | 60487        | 2-15-2013  | 977.00       | 5370 ALLIED WASTE SERVICES - WASTE PICK-UP                |
| SYST | 60488        | 2-15-2013  | 170.90       | 3549 AT&T - PHONE LINE                                    |
| SYST | 60489        | 2-15-2013  | 5.57         | 3533 AT&T LONG DISTANCE - LONG DISTANCE                   |
| SYST | 60490        | 2-15-2013  | 70.00        | 8358 ATHENS HIGH SCHOOL - TENNIS                          |
| SYST | 60491        | 2-15-2013  | 91.19        | 9394 AUSTIN MAC REPAIR - REPAIR                           |
| SYST | 60492        | 2-15-2013  | 175.00       | 7033 AUTO-GRAPHICS, INC - MS LIBRARY                      |
| SYST | 60493        | 2-15-2013  | 85.00        | 2919 BALLARD & TIGHE, PUBLISHERS - MS ESL                 |
| SYST | 60494        | 2-15-2013  | 441.10       | 1467 BAXTER SALES COMPANY, INC. - CUSTODIAL               |
| SYST | 60495        | 2-15-2013  | 44.68        | 6387 BOB SIMMONS - REIMBURSE                              |
| SYST | 60496        | 2-15-2013  | 200.00       | 8875 BROWNSBORO HIGH SCHOOL - BASEBALL                    |
| SYST | 60497        | 2-15-2013  | 151.75       | 8534 BROWNSBORO PIZZA PRO - Athletic meals                |
| SYST | 60498        | 2-15-2013  | 136.00       | 3149 BUDGET BUSINESS SYSTEMS - MS OFFICE                  |
| SYST | 60499        | 2-15-2013  | 268.00       | 9440 BUSINESS PROFESSIONALS OF AMERICA - Business Club    |
| SYST | 60500        | 2-15-2013  | 186.74       | 1033 CADE'S BUILDING MATERIALS, INC. - MAINTENANCE        |
| SYST | 60501        | 2-15-2013  | 3,599.79     | 4176 CARD SERVICE CENTER - MID WINTER CONFERENCE          |
| SYST | 60502        | 2-15-2013  | 5,220.71     | 571 CENTERPOINT ENERGY RESOURCES CORP. - GAS              |
| SYST | 60503        | 2-15-2013  | 1,045.90     | 546 CHEM-SERV, INC. - CUSTODIAL                           |
| SYST | 60504        | 2-15-2013  | 688.20       | 3341 COBURN SUPPLY COMPANY, INC - MAINTENANCE             |
| SYST | 60505        | 2-15-2013  | 350.30       | 9326 CODI SMITH - REIMBURSE                               |
| SYST | 60506        | 2-15-2013  | 57.50        | 8060 CONNIE D HAGEN, INC - DRUG TESTING                   |
| SYST | 60507        | 2-15-2013  | 129.61       | 1776 DAIRY PALACE - Athletic meals                        |
| SYST | 60508        | 2-15-2013  | 264.20       | 954 DAIRY QUEEN - Athletic meals                          |
| SYST | 60509        | 2-15-2013  | 120.06       | 1080 DAIRY QUEEN - Athletic meals                         |
| SYST | 60510        | 2-15-2013  | 120.00       | 8091 DAIRY QUEEN - Athletic meals                         |
| SYST | 60511        | 2-15-2013  | 2,026.34     | 557 DEALERS ELECTRICAL SUPPLY CO. - MAINTENANCE           |
| SYST | 60512        | 2-15-2013  | 118.86       | 8322 DELBERT SIMPSON - GAME OFFICIAL                      |
| SYST | 60513        | 2-15-2013  | 925.74       | 9478 DOUBLETREE - Business Club                           |
| SYST | 60514        | 2-15-2013  | 175.00       | 9472 DRAMA MOMMA BOOSTER CLUB - DRAMA                     |
| SYST | 60515        | 2-15-2013  | 6,832.69     | 8444 DUKO OIL CO, INC - TRANSPORTATION                    |
| SYST | 60516        | 2-15-2013  | 76.29        | 563 EAST TEXAS ALARM, INC. - MAINTENANCE                  |
| SYST | 60517        | 2-15-2013  | 110.00       | 6371 ELLIOTT-THOMAS HEALTH CENTER, P.C. - Bus Dr Physical |
| SYST | 60518        | 2-15-2013  | 76.09        | 8302 ERIC RYDER - GAME OFFICIAL                           |
| SYST | 60519        | 2-15-2013  | 61.47        | 9464 FARMHOUSE RESTAURANT - Athletic meal                 |
| SYST | 60520        | 2-15-2013  | 327.69       | 7703 G&K SERVICES - CUSTODIAL, MAINT, TRANSPORTATION      |
| SYST | 60521        | 2-15-2013  | 250.00       | 6495 GLADEWATER BEAR BOOSTER CLUB - BASEBALL              |
| SYST | 60522        | 2-15-2013  | 35.00        | 581 GOGGANS TIRE SERVICE - TRANSPORTATION                 |
| SYST | 60523        | 2-15-2013  | 250.00       | 7799 GRAND SALINE HIGH SCHOOL - BASEBALL                  |
| SYST | 60524        | 2-15-2013  | 65.00        | 5402 HARDY & ATHERTON, PC - SCHOOL ATTY                   |
| SYST | 60525        | 2-15-2013  | 250.00       | 8075 HARMONY HIGH SCHOOL - BASEBALL                       |
| SYST | 60526        | 2-15-2013  | 98,852.00    | 9359 HELLAS CONSTRUCTION INC - ASPHALT OVERLAY            |
| SYST | 60527        | 2-15-2013  | 79.97        | 5067 HENRY BROWN - GAME OFFICIAL                          |
| SYST | 60528        | 2-15-2013  | 255.00       | 6657 INDEPENDENT GLASS & MIRROR CO, INC - MAINTENANCE     |
| SYST | 60529        | 2-15-2013  | 67.50        | 7142 JEAN BLOCKER - GAME WORKER                           |
| SYST | 60530        | 2-15-2013  | 48.50        | 9477 JEMELYN PALENTINOS - REIMBURSE                       |
| SYST | 60531        | 2-15-2013  | 30.00        | 8364 JENNIFER FULIN - REIMBURSE                           |

BANK: 01 LOCAL MAINTENANCE

| TYPE | CHECK NUMBER | CHECK DATE | CHECK AMOUNT | REMITTED TO   |
|------|--------------|------------|--------------|---|
| SYST | 60532        | 2-15-2013  | 100.00       | 5122 JIMMIE E MCGAHEY - <i>GAME OFFICIAL</i>                              |
| SYST | 60533        | 2-15-2013  | 174.85       | 8168 JOE DRENNON - <i>REIMBURSE</i>                                       |
| SYST | 60534        | 2-15-2013  | 115.00       | 9251 JOE TEX DIESEL, LLC - <i>TRANSPORTATION</i>                          |
| SYST | 60535        | 2-15-2013  | 103.43       | 6894 JOHN T. VANDOVER - <i>REIMBURSE</i>                                  |
| SYST | 60536        | 2-15-2013  | 30.00        | 9388 JUDITH HARRIS - <i>GAME WORKER</i>                                   |
| SYST | 60537        | 2-15-2013  | 2,310.00     | 5998 JUNIOR LIBRARY GUILD - <i>NO LIBRARY</i>                             |
| SYST | 60538        | 2-15-2013  | 537.40       | 1526 LAKESHORE LEARNING MATERIALS - <i>1st G</i>                          |
| SYST | 60539        | 2-15-2013  | 30.00        | 7444 LAURA DENNIS - <i>GAME WORKER</i>                                    |
| SYST | 60540        | 2-15-2013  | 1,446.05     | 681 LONG FEED & SEED - <i>ATHLETICS</i>                                   |
| SYST | 60541        | 2-15-2013  | 30.00        | 8151 LORRIE DRENNON - <i>GAME WORKER</i>                                  |
| SYST | 60542        | 2-15-2013  | 207.50       | 8173 MARK BAREFIELD - <i>REIMBURSE</i>                                    |
| SYST | 60543        | 2-15-2013  | 275.00       | 9468 MARSHALL SOFTBALL - <i>SOFTBALL</i>                                  |
| SYST | 60544        | 2-15-2013  | 261.30       | 6468 MATHESON TRI-GAS, INC. - <i>AUTO MECHANICS</i>                       |
| SYST | 60545        | 2-15-2013  | 37.50        | 9454 MELINDA ADAMS - <i>GAME WORKER</i>                                   |
| SYST | 60546        | 2-15-2013  | 189.70       | 7405 MENTORING MINDS - <i>PS ALL</i>                                      |
| SYST | 60547        | 2-15-2013  | 100.00       | 9160 MIKYELA TEDDER WORKSHOPS - <i>JOURNALISM</i>                         |
| SYST | 60548        | 2-15-2013  | 91.71        | 1457 MINEOLA AUTO SUPPLY - <i>AUTO MECHANICS</i>                          |
| VOID | 60549        | 2-15-2013  | 0.00         | VOID CHECK FROM SYSTEM  |
| SYST | 60550        | 2-15-2013  | 15,394.05    | 8076 MINEOLA ISD TAX COLLECTOR - <i>AUTO PAY</i>                          |
| SYST | 60551        | 2-15-2013  | 29.50        | 649 MINEOLA MONITOR - <i>SUBSCRIPTION</i>                                 |
| SYST | 60552        | 2-15-2013  | 6,719.70     | 1815 MINEOLA SUPPLY COMPANY, INC. - <i>CUSTODIAL</i>                      |
| SYST | 60553        | 2-15-2013  | 162.50       | 3969 MINEOLA TRADERS CONNECTION - <i>MAINTENANCE</i>                      |
| SYST | 60554        | 2-15-2013  | 125.00       | 6754 MITCH BOECKMAN - <i>MT Judge Band</i>                                |
| SYST | 60555        | 2-15-2013  | 58.00        | 3529 MR D'S 10 MINUTE OIL CHANGE - <i>TRANSPORTATION</i>                  |
| SYST | 60556        | 2-15-2013  | 161.25       | 5407 NANCY ARMSTRONG - <i>GAME WORKER</i>                                 |
| SYST | 60557        | 2-15-2013  | 888.97       | 8110 O'REILLY AUTO PARTS - <i>TRANSPORTATION</i>                          |
| SYST | 60558        | 2-15-2013  | 60.00        | 9474 PAUL COKER - <i>GAME OFFICIAL</i>                                    |
| SYST | 60559        | 2-15-2013  | 5,475.41     | 5531 PERDUE, BRANDON, FIELDER, COLLINS & - <i>DEL TAX ATNY - DEC, JAN</i> |
| SYST | 60560        | 2-15-2013  | 130.00       | 6204 PITNEY BOWES - <i>ADMIN</i>  |
| SYST | 60561        | 2-15-2013  | 147.80       | 9471 PIZZA INN - <i>ATHLETIC MEALS</i>                                    |
| SYST | 60562        | 2-15-2013  | 221.16       | 685 PRICE INTERNATIONAL, INC - <i>TRANSPORTATION</i>                      |
| SYST | 60563        | 2-15-2013  | 990.00       | 7119 PRO-TURF - <i>MAINTENANCE</i>  |
| SYST | 60564        | 2-15-2013  | 4,411.06     | 701 QUILL CORPORATION - <i>PRINTER SUPPLY-ALL</i>                         |
| SYST | 60565        | 2-15-2013  | 216.00       | 5629 QUITMAN HIGH SCHOOL - <i>NO OIL</i>                                  |
| SYST | 60566        | 2-15-2013  | 30.98        | 7499 RAEANN PRUITT - <i>REIMBURSE</i>                                     |
| SYST | 60567        | 2-15-2013  | 30.00        | 1365 REGION VII EDUCATION SERVICE CENTER - <i>BUS DR ENROLLMENT</i>       |
| SYST | 60568        | 2-15-2013  | 178.98       | 7973 ROD ALLEN - <i>REIMBURSEMENT</i>                                     |
| SYST | 60569        | 2-15-2013  | 94.40        | 8496 RODERICH DAVIS - <i>GAME OFFICIAL</i>                                |
| SYST | 60570        | 2-15-2013  | 440.00       | 9285 ROMEO MUSIC - <i>NO BAND</i>   |
| SYST | 60571        | 2-15-2013  | 1,775.00     | 7334 RUDD CONTRACTING CO, INC - <i>MAINTENANCE</i>                        |
| SYST | 60572        | 2-15-2013  | 142.00       | 2403 S&W FILTER SERVICE, INC. - <i>MAINTENANCE</i>                        |
| SYST | 60573        | 2-15-2013  | 1,109.62     | 724 SCHOOL SPECIALTY, INC. - <i>PS ART, 1st G, PS OFFICE</i>              |
| SYST | 60574        | 2-15-2013  | 76.09        | 5411 SHANE HELMS - <i>GAME OFFICIAL</i>                                   |
| SYST | 60575        | 2-15-2013  | 70.00        | 9476 SHANE WALDEN - <i>GAME OFFICIAL</i>                                  |
| SYST | 60576        | 2-15-2013  | 77.20        | 9475 SHWONDER THOMPSON - <i>GAME OFFICIAL</i>                             |
| SYST | 60577        | 2-15-2013  | 4,880.96     | 8475 SOUTHERN TIRE MART, LLC - <i>TRANSPORTATION</i>                      |
| SYST | 60578        | 2-15-2013  | 96.20        | 5915 STACY WEDDING - <i>REIMBURSE</i>                                     |
| SYST | 60579        | 2-15-2013  | 70.00        | 6155 STEVE PONTIUS - <i>GAME OFFICIAL</i>                                 |

BANK: 01 LOCAL MAINTENANCE

| TYPE | CHECK NUMBER | CHECK DATE | CHECK AMOUNT | REMITTED TO  |
|------|--------------|------------|--------------|--|
| SYST | 60580        | 2-15-2013  | 239.60       | 2013 STORY-WRIGHT INC. - <i>Ms Office</i>  |
| SYST | 60581        | 2-15-2013  | 212.50       | 6883 SUBWAY - <i>Athletic meal</i>   |
| SYST | 60582        | 2-15-2013  | 32.50        | 7179 SUSAN LOMANTO - <i>REIMBURSE</i>  |
| SYST | 60583        | 2-15-2013  | 107.56       | 7686 SUSAN WITT - <i>REIMBURSE</i>   |
| SYST | 60584        | 2-15-2013  | 5,502.00     | 5160 SWORD COMPANY - <i>MAINTENANCE</i>  |
| SYST | 60585        | 2-15-2013  | 1,920.60     | 5749 TERMINIX - <i>1 YEAR - DISTRICT</i>   |
| SYST | 60586        | 2-15-2013  | 400.00       | 7577 TEXAS DECA - <i>ST DECA</i>   |
| SYST | 60587        | 2-15-2013  | 197.00       | 4859 THE FEDERAL NEWS SERVICES, INC - <i>TRANSPORTATION</i>                        |
| SYST | 60588        | 2-15-2013  | 124.03       | 3775 TODD KARCH - <i>REIMBURSE</i>   |
| SYST | 60589        | 2-15-2013  | 172.72       | 4869 TRAVIS STEWART - <i>GAME OFFICIAL</i>   |
| SYST | 60590        | 2-15-2013  | 140.00       | 9481 TRES AMIGOS CAFE - <i>Athletic meal</i>                                       |
| SYST | 60591        | 2-15-2013  | 30.00        | 807 VISUAL TECHNIQUES, INC. - <i>TECH SUPPLY</i>                                   |
| SYST | 60592        | 2-15-2013  | 266.27       | 822 WAL-MART STORES TEXAS, LLC - <i>TRANSPORTATION, MAINTENANCE, Athletics, HD</i> |
| SYST | 60593        | 2-15-2013  | 53.85        | 9467 WHATABURGER #937 - <i>Athletic meals</i>                                      |
| SYST | 60594        | 2-15-2013  | 3,333.92     | 837 WOOD COUNTY SPECIAL EDUCATION SSA - <i>SHARD</i>                               |
| OFFC | 60595        | 2-21-2013  | 926.88       | 8074 ECONO LODGE - <i>ST DECA</i>  |
| OFFC | 60596        | 2-21-2013  | 200.00       | 921 NELDA SHIPP - <i>Student meals</i>   |
| OFFC | 60597        | 2-21-2013  | 2,000.00     | 5654 U S POSTAL SERVICE - <i>POSTAGE</i>   |
| OFFC | 60598        | 2-26-2013  | 136.38       | 9483 JACK IN THE BOX - <i>Athletic meals</i>                                       |
| OFFC | 60599        | 2-26-2013  | 165.00       | 9326 CODI SMITH - <i>Student meals</i>   |
| SYST | 60600        | 2-28-2013  | 14,666.18    | 745 AEP SOUTHWESTERN ELECTRIC POWER - <i>ELECTRICITY</i>                           |
| SYST | 60601        | 2-28-2013  | 24.40        | 8163 ANGELA BAREFIELD - <i>REIMBURSE</i>   |
| SYST | 60602        | 2-28-2013  | 7,580.00     | 1130 APPLE, INC. - <i>IPADS</i>  |
| SYST | 60603        | 2-28-2013  | 1,113.00     | 9143 B & B ATHLETIC SUPPLY - <i>POWERLIFTING, BASEBALL</i>                         |
| SYST | 60604        | 2-28-2013  | 30.15        | 6958 BONNIE GARRETT - <i>REIMBURSE</i>   |
| SYST | 60605        | 2-28-2013  | 690.98       | 1329 CHEVRON - <i>VO AG, BAND, TECA</i>  |
| SYST | 60606        | 2-28-2013  | 2,639.45     | 549 CITY OF MINEOLA - <i>WATER</i>   |
| SYST | 60607        | 2-28-2013  | 99.00        | 7834 CLAY EWELL EDUCATIONAL SERVICES - <i>VO AG</i>                                |
| SYST | 60608        | 2-28-2013  | 51.00        | 9326 CODI SMITH - <i>REIMBURSE</i>   |
| SYST | 60609        | 2-28-2013  | 153.07       | 4447 COMPUTERLAND NETWORK TECHNOLOGIES - <i>TECH SUPPLY</i>                        |
| SYST | 60610        | 2-28-2013  | 127.68       | 9485 DAIRY QUEEN - <i>Athletic meal</i>  |
| SYST | 60611        | 2-28-2013  | 428.00       | 7026 DEBBIE LEIBOWITZ - <i>REIMBURSE</i>   |
| SYST | 60612        | 2-28-2013  | 257.32       | 3077 DELTA EDUCATION - <i>MS SCIENCE</i>   |
| SYST | 60613        | 2-28-2013  | 5,722.81     | 908 EAST TEXAS SPORTS CENTER - <i>TRACK, BASKETBALL</i>                            |
| SYST | 60614        | 2-28-2013  | 209.43       | 2170 FLATT STATIONERS, INC. - <i>DECA</i>  |
| SYST | 60615        | 2-28-2013  | 97.50        | 8166 GREG CASEY - <i>REIMBURSE</i>   |
| SYST | 60616        | 2-28-2013  | 93,987.10    | 9359 HELLAS CONSTRUCTION INC - <i>TRACK PYMT #1</i>                                |
| SYST | 60617        | 2-28-2013  | 2,130.00     | 6327 HERRINGTON HEAT & AC - <i>ES #1, PS #401, HD SCIENCE, Ed # 10, MD #210</i>    |
| SYST | 60618        | 2-28-2013  | 697.60       | 8636 HYATT REGENCY AUSTIN - <i>SAUERJAHLEN</i>                                     |
| SYST | 60619        | 2-28-2013  | 85.60        | 8901 JASON GOODSON - <i>REIMBURSE</i>  |
| SYST | 60620        | 2-28-2013  | 271.46       | 8364 JENNIFER FULIN - <i>REIMBURSE</i>   |
| SYST | 60621        | 2-28-2013  | 465.74       | 6928 JIM OLIVER - <i>REIMBURSE</i>   |
| SYST | 60622        | 2-28-2013  | 144.88       | 1475 JOHN DEERE FINANCIAL - <i>MAINTENANCE</i>                                     |
| SYST | 60623        | 2-28-2013  | 421.00       | 1813 JOY STUART - <i>REIMBURSE</i>   |
| SYST | 60624        | 2-28-2013  | 445.00       | 9212 KAUFMAN HIGH SCHOOL GOLF - <i>GOLF</i>  |
| SYST | 60625        | 2-28-2013  | 35.91        | 8261 LESLIE PIERCE - <i>REIMBURSE</i>  |
| SYST | 60626        | 2-28-2013  | 34.32        | 7821 MCDONALDS - <i>Athletic meals</i>   |
| SYST | 60627        | 2-28-2013  | 30.00        | 9454 MELINDA ADAMS - <i>game workee</i>  |

BANK: 01 LOCAL MAINTENANCE

| CHECK TYPE | CHECK NUMBER | CHECK DATE | CHECK AMOUNT | REMITTED TO  |
|------------|--------------|------------|--------------|--|
| SYST       | 60628        | 2-28-2013  | 528.55       | 8076 MINEOLA ISD TAX COLLECTOR - <i>Auto Tax Dynats</i>  |
| SYST       | 60629        | 2-28-2013  | 30.00        | 5407 NANCY ARMSTRONG - <i>Game Worker</i>  |
| SYST       | 60630        | 2-28-2013  | 78.71        | 1714 PATTY HAWKINS - <i>Reimburse</i>  |
| SYST       | 60631        | 2-28-2013  | 487.24       | 683 PENDER'S MUSIC COMPANY - <i>HELIX BAND-CHOIR</i>   |
| SYST       | 60632        | 2-28-2013  | 2,301.27     | 701 QUILL CORPORATION - <i>PRINTER SUPPLY</i>  |
| SYST       | 60633        | 2-28-2013  | 100.00       | 8034 QUITMAN ATHLETIC DEPT - <i>POWERLIFTING</i>   |
| SYST       | 60634        | 2-28-2013  | 1,173.00     | 6473 REGION IV EDUCATION SERVICE CENTER - <i>STARR -NS,MS,EL</i>   |
| SYST       | 60635        | 2-28-2013  | 50.00        | 1365 REGION VII EDUCATION SERVICE CENTER - <i>COACHES</i>  |
| SYST       | 60636        | 2-28-2013  | 120.00       | 7781 RUSK ATHLETICS - <i>POWERLIFTING</i>  |
| SYST       | 60637        | 2-28-2013  | 24.00        | 8865 RUSK ATHLETIC BOOSTERS - <i>Athletic meals</i>  |
| SYST       | 60638        | 2-28-2013  | 171.00       | 3785 SAFETY-KLEEN SYSTEMS, INC - <i>Auto Mechanics</i>   |
| SYST       | 60639        | 2-28-2013  | 2,013.52     | 4443 SCHOLASTIC BOOK FAIRS - <i>Ed Library, MS Library, 3<sup>rd</sup> G, 4<sup>th</sup> G, NS Library</i> |
| VOID       | 60640        | 2-28-2013  | 141.87       | 6642 SCHOLASTIC BOOK FAIRS INC - <i>VOID</i>   |
| SYST       | 60641        | 2-28-2013  | 137.85       | 6768 SCHOLASTIC BOOK FAIR - <i>MS Library</i>  |
| SYST       | 60642        | 2-28-2013  | 453.52       | 6945 SCHOLASTIC BOOK FAIR - <i>NS Library</i>  |
| SYST       | 60643        | 2-28-2013  | 483.66       | 724 SCHOOL SPECIALTY, INC. - <i>1<sup>st</sup> G, MS Office, MS EDL, 5<sup>th</sup> G</i>                  |
| SYST       | 60644        | 2-28-2013  | 92.00        | 9492 SONIC - <i>Athletic meals</i>   |
| SYST       | 60645        | 2-28-2013  | 910.52       | 2013 STORY-WRIGHT INC. - <i>PS Office, MS SAC, ADM</i>   |
| SYST       | 60646        | 2-28-2013  | 158.28       | 6883 SUBWAY - <i>Athletic meal, SCHOOL BOARD</i>   |
| SYST       | 60647        | 2-28-2013  | 1,632.16     | 7168 SUDDENLINK COMMUNICATIONS, <i>INTERNET, SUPERINT II</i>   |
| SYST       | 60648        | 2-28-2013  | 179.00       | 5035 TATUM MUSIC CO, INC - <i>MS/HS REPAIR</i>   |
| SYST       | 60649        | 2-28-2013  | 615.23       | 8035 THE COSTUMER, INC - <i>DRAMA</i>  |
| SYST       | 60650        | 2-28-2013  | 553.77       | 2 TYLER TECHNOLOGIES, INC - <i>TRAVEL</i>  |
| SYST       | 60651        | 2-28-2013  | 2,000.00     | 5654 U S POSTAL SERVICE - <i>Postage</i>   |
| SYST       | 60652        | 2-28-2013  | 2,068.14     | 822 WAL-MART STORES TEXAS, LLC - <i>DECA, Golf, TRACK, Nurdt, Journalism, MS Art</i>                       |
| SYST       | 60653        | 2-28-2013  | 76.87        | 9467 WHATABURGER #937 - <i>Athletic meal</i>   |
| SYST       | 60654        | 2-28-2013  | 32,373.75    | 825 WOOD COUNTY APPRAISAL DISTRICT - <i>2<sup>nd</sup> Quarter</i>   |

| BANK 01 TOTALS | SYSTEM CHECKS | OFFICE CHECKS | VOID CHECKS | NO CHECKS | CHECK AMOUNTS |
|----------------|---------------|---------------|-------------|-----------|---------------|
|                |               |               |             | 164       | 370,397.02    |
|                |               |               |             | 5         | 3,428.26      |
|                |               |               |             | 2         | 141.87        |
|                |               |               |             | 171       | 373,967.15    |