



**2025-2026**

**United ISD**

**“A” League of Our Own**

**C&I Instructional Program Updates**

**April 15, 2026**

# 2025-2026 United ISD “A” League of Our Own



<b>Time Intervals</b>	Last 7 Days; 30 Days; 3 Months; or 6 Months
<b>Metrics Used</b>	
<b>Unique Users</b>	The number of individual users accessing a tool or program during the selected time interval.
<b>Engagements</b>	How many times a tool or program has been used.
<b>Devices</b>	The number of individual devices accessing a tool or program in a selected time interval.
<b>Average Active Window</b>	A daily average per user of minutes where an application was the active browser tab.
<b>2025-2026</b>	First year UISD uses Digital Insight to measure the usage of instructional tools/programs/applications.

Instructional Software Usage for 2025-2026 School Year - As of March 2026						
Software Name	Grade Level	Percentage of Usage for Fall 2025	Percentage of Usage for Spring 2026	Average Usage for 25-26 School Year	Tr	Cost
I-Ready	K-8	94.34%	92.20%	93.27%		\$1,931,955
IXL - Language Arts	K-10	51.46%	45.62%	48.54%		\$767,062
IXL Math	K-10	53.55%	49.79%	51.67%		This cost is bundled with IXL Math
IXL - Science	K-10	22.33%	12.86%	17.60%		This cost is bundled with IXL Math
IXL - SS - Low use in due to TEKS change after purchase	6-8	0.25%	9.12%	4.69%		This cost is bundled with IXL Math
Sirius	3-10	24.33%	36.76%	30.55%		\$561,522
TeachTown	SE K-12	52.04%	50.70%	51.37%		\$514,007
Renaissance - Nearpod	K-12	26.11%	42.76%	34.44%		\$382,500
Renaissance - Accelerated & Star Reader	K-5	100.00%	9.95%	54.98%		\$220,938
Summit	K-12	29.04%	49.44%	39.24%		\$357,755
Cambridge Education	8-12	39.76%	11.32%	25.54%		\$263,064
GFE Technology - Wilcox Online Textbooks	6-8	21.25%	16.11%	18.68%		\$242,111
Edusmart	K-8	23.41%	21.95%	22.68%		\$208,374
Imagine Learning	PK-2	6.57%	6.33%	6.45%		\$204,000
NWEA Assessment & Tracking Student Growth	K-9	17.87%	17.46%	17.67%		\$196,200
No Red Ink	6-12	42.33%	25.37%	33.85%		\$170,120
Project Lead the Way - STEM	6-8	66.62%	33.20%	49.91%		\$161,056
DMAC	K-12	37.78%	33.07%	35.43%		\$154,145
Lexia - Core 5	K-5	71.57%	48.29%	59.93%		\$89,500
Lexia - English	3-12	19.50%	17.17%	18.34%		\$38,000
Lexia - Power Up	6-12	42.40%	73.00%	57.70%		\$7,000
Go Guardian - Pear Suite	K-12	167.57%	183.19%	175.38%		\$101,250
Go Guardian - Edulastic	K-8	99.60%	95.39%	97.50%		Program cost bundled with Pear Suite
Ceriport- CTE	9-12	72.50%	17.43%	44.97%		\$97,846
Schools Personal Learning Platform - credit recovery	9-12	192.67%	303.78%	248.23%		\$80,400
TextHelp	SE K-12	37.17%	80.99%	59.08%		\$80,045

Source: <https://youtu.be/xw1lQaylWbk?si=p7FVJN-wvRTPSHo>

**Usage Report - Reflects Student Use Only**

# Instructional Program Profile



Comprehensive list of terms / Acronyms used to define the areas impacted by instructional programs

<b>List of Abbreviations / Acronyms:</b>						
					<b>TIA</b>	Teacher Incentive Allotment
SF	Student Facing or directly used by students				DI	Direct Impact on TIA Scorecard
TF	Teacher Facing or directly used by teachers				IDI	Indirect Impact on TIA Scorecard
CA	Campus Administration: Used to Monitor Progress				NI	No Impact on TIA Scorecard
DA	District Administration: Used for Instructional Purposes				BOY	Beginning of Year Assessment
SA	Student Achievement (CCMR and Graduation Rates)				MOY	Middle of Year Assessment
SP	School Progress - Domain 2A (Student Growth)				EOY	End of Year Assessment
CtG	Closing the Gaps - Domain 3 (Multiple Measures)				CPs	Check Points (Periodic Assessments)
EBs	Emergent Bilinguals				D/W	Daily and/or Weekly
SE	Special Education				EOC	End of Course
HQIM	TX Defined High Quality Instruction Materials				SPC	Specific to Content, Course and/or Certification
RLA: Reading Language Arts; MA: Math; SCI: Science, SS: Social Studies; CTE: Career & Tech Ed; AP: Adv Placement; & GT: Gifted & Talented						

Source: UISD Instructional Program Profile - List of Abbreviations / Acronyms at the bottom of each profile.

# Instructional Program Profile

## UISD Instructional Program Profile

### Student Focused and Data Informed

Instructional Program: \_\_\_\_\_

Purpose:

Used by:	<input type="checkbox"/> SF	<input type="checkbox"/> TF	<input type="checkbox"/> CA	<input type="checkbox"/> DA	TIA Impact:	<input type="checkbox"/> DI	<input type="checkbox"/> IDI	<input type="checkbox"/> NI	HQIM	<input type="checkbox"/>	
Rating Impact:	<input type="checkbox"/> SA	<input type="checkbox"/> CCMR	<input type="checkbox"/> GR	<input type="checkbox"/> SP 2A	<input type="checkbox"/> CtG	<input type="checkbox"/> EBs	<input type="checkbox"/> SE	Indirect for Achievement & Growth			
Grade Levels:	<input type="checkbox"/> PK	<input type="checkbox"/> K	<input type="checkbox"/> 1st	<input type="checkbox"/> 2nd	<input type="checkbox"/> 3rd	<input type="checkbox"/> 4th	<input type="checkbox"/> 5th	<input type="checkbox"/> 6th	<input type="checkbox"/> 7th	<input type="checkbox"/> 8th	<input type="checkbox"/> HS
Cost:	_____		Frequency:	<input type="checkbox"/> BOY	<input type="checkbox"/> MOY	<input type="checkbox"/> EOY	<input type="checkbox"/> CPs	<input type="checkbox"/> D/W	<input type="checkbox"/> EOC	<input type="checkbox"/> SPC	
Identified Students	_____	Cost per Std.	_____	Content/Program Areas	<input type="checkbox"/> RLA	<input type="checkbox"/> MA	<input type="checkbox"/> SCI	<input type="checkbox"/> SS	<input type="checkbox"/> CTE	<input type="checkbox"/> AP	<input type="checkbox"/> GT
Integrated in Scope & Sequence				<input type="checkbox"/>	Average Percent Use:			_____	Source: Digital Insight		
Teacher Survey Results:	PK - 5th	_____	_____	6th - 8th	_____	_____	9th - 12th	_____	_____	_____	

# Instructional Program Profile

## Instructional Impact:





- To meet state requirements for intervention
- Progress Monitoring for differentiated instruction and/or intervention to close learning gaps
- Progress Monitoring to meet assessment requirements for accountability, certification, CCMR and/or Graduation
- Progress Monitoring to impact Teacher Incentive Allotment
- Part of District Adoption of High Quality Instruction Materials (HQIM)

## Notes for 26-27 School Year Implementation

After completing the EOY analysis for each program - we will update the changes for next school year.



# Comprehensive Review



[UISD Inst Prog Profiles](#)



# Curriculum and Instruction Resource Alignment



Guiding Document	Description
Learner Profiles <a href="#">1st Grade LP</a>	The learner profile is a framework for parents and guardians outlining the skills and knowledge students are expected to develop across content areas.
Curriculum Maps <a href="#">1st Curriculum Map</a>	Curriculum Maps guide the use of resources that are imbedded in the District's Scope and Sequence. They are updated on a yearly basis and they will be linked to the learner profiles beginning with the 2026-2027 school year.
Scope and Sequence	SS has been streamlined to ensure ease of use and serve as the teachers' lesson plan with a section to record any differentiation activities based on classroom needs.

## Next Steps

Instructional Programs	Analyze all EOY state and local data to determine additional cost savings measures and update profiles for each program.
Scope and Sequence	Update based on new Math adoptions and incorporate new courses such as the MS STEM program for 6th grade.