



STUDENT TRANSPORTATION FLEET REPORT


Joe Adelman and Martin Hickman

TRANSPORTATION NEEDS



- **Cover 214 square miles.**
- **139 Routes in the morning and afternoon.**
- **74 Mid day routes.**
- **After school activities.**

CURRENT FLEET

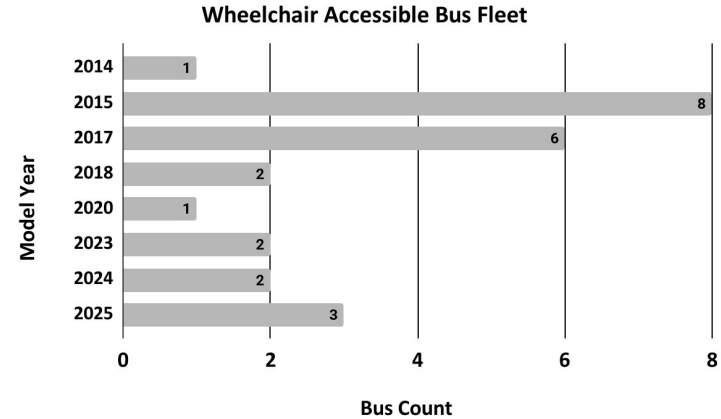
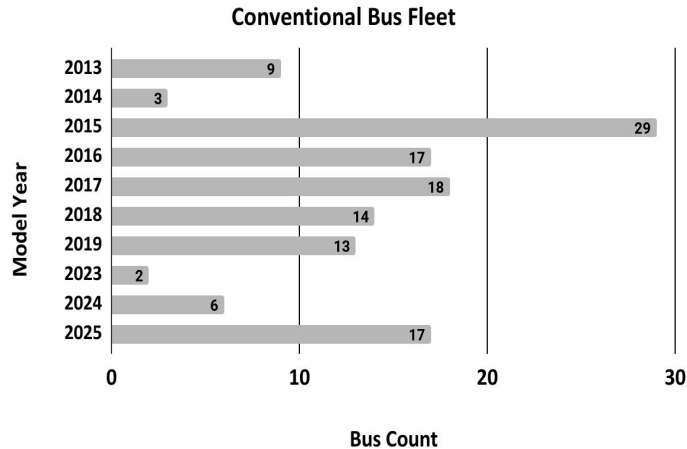


164 Vehicles in the student transportation fleet

- **128 Conventional buses**
- **25 Wheelchair accessible buses**
- **5 Electric buses (3 wheelchair accessible)**
- **6 Transit Vans**

CURRENT FLEET BY MODEL YEAR

- Transit Vans purchased 2017.
- Electric Buses purchased 2025.



MAINTENANCE COST AND RENTAL



Maintenance cost typically decrease as older buses are replaced.

Parts cost for the 24-25 school year decreased to \$890,262 from \$1,212,752 the previous year.

20 New buses were added to the fleet in 24-25.

First Student van rental charge was \$227,865 for the 24-25 school year.

PROPOSED NEW BUS PURCHASE

Twenty Five School Buses

- 83 Passenger - 15
- 71 Passenger - 5
- 35+3 Accessible - 5

Two Multifunction School Activity Buses

Total = \$4,540,950





Any questions?