



SOUTH SAN ANTONIO INDEPENDENT SCHOOL DISTRICT

Agenda Item Summary

Meeting Date: January 18, 2017

Purpose: Report Only Recognition Discussion/ Possible Action

Presenter(s): Delinda Castro, Chief Academic Officer & Denise Orosco, Assessment Coordinator

Item Title:

Report on A-F Accountability System to highlight changes and detail preliminary results for South San Antonio ISD

Description:

The 84th Legislature approved HB 2804, revising the Texas school accountability system so that every campus and district receives one of five ratings from A-F. As students receive grades in individual subjects and those are combined for a GPA, this new law requires schools and districts to be issued grades based on five different areas of performance or "domains," and those five grades must be combined into a single overall rating. Although the ratings will be issued for the first time in August 2018, the law requires a preliminary work-in-progress report indicating potential grades by domain to be issued to the legislature by January 1, 2017.

District Goal:

Goal 2 We will develop a strong support system offering opportunities across the curriculum to create an innovative school experience, teaching students to value their education and motivate them to achieve excellence.

Funding Budget Code and Amount:

CFO Approval

N/A

APPROVAL ROUTE

SIGNATURE

DATE

Principal/Director:

Executive Director:

Chief Administrator:

Superintendent:

Handwritten signatures in blue ink on lines

Handwritten dates: 1-6-17 and 1-10-17

A-F Overview

Understanding HB 2804 School Accountability System

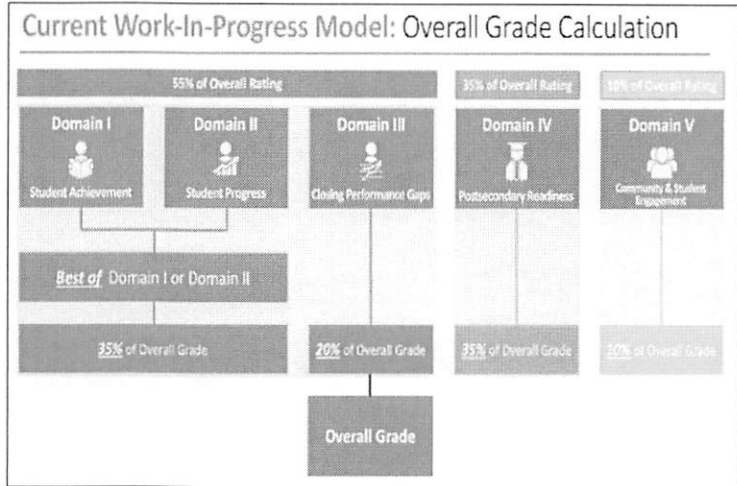
Basics of HB 2804

- Creates five domains with three goals
 - Preparing students for postsecondary success
 - Reducing achievement gaps among students from different racial and ethnic groups and socioeconomic backgrounds
 - Informing parents and the community about district and campus performance
- Creates A-F rating labels to describe district & campus performance
- Established the fifteen-member Texas Commission on Next Generation Assessments & Accountability

Denise Orosco, South San Antonio ISD, dorosco@southsanisd.net, 210-977-7370

Current Work-In Progress Model

- Current model calculates the best of
 - Domain I or II
 - Domain III
 - Domain IV
 - Domain V*
 for the overall grade



*Domain V is not available in these preliminary calculations

Denise Orosco, South San Antonio ISD, dorosco@southsanisd.net, 210-977-7370

Domain I: Student Achievement

- Four Performance-Level Descriptors (PLD) will continue but with new label names to allow for easier year over year comparisons

Domain I: Proposal To Measure Proficiency

| Current PLD | Current Public Label | New PLD/Public Label |
|------------------|------------------------|------------------------|
| Level 1 | → Unsatisfactory | → Does Not Meet |
| Phase-In Level 2 | → Satisfactory | → Approaches |
| Final Level 2 | → Postsecondary Ready* | → Meets |
| Level 3 | → Advanced | → Masters |

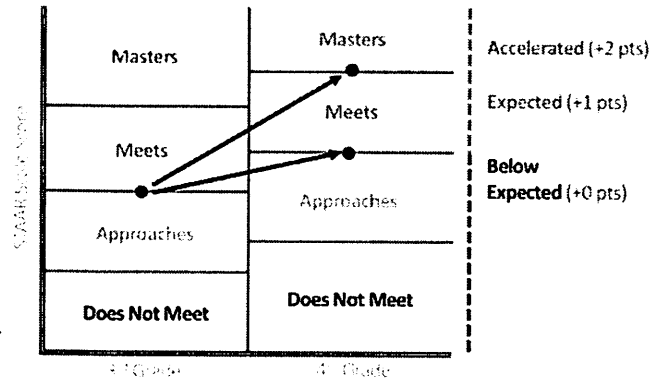

* This label has not been featured on Confidential Student Reports for parents.

Denise Orosco, South San Antonio ISD, dorosco@southsanisd.net, 210-977-7370

Domain II: Student Progress

- Students' scales scores versus previous year's score will continue—at present time, no changes have been proposed

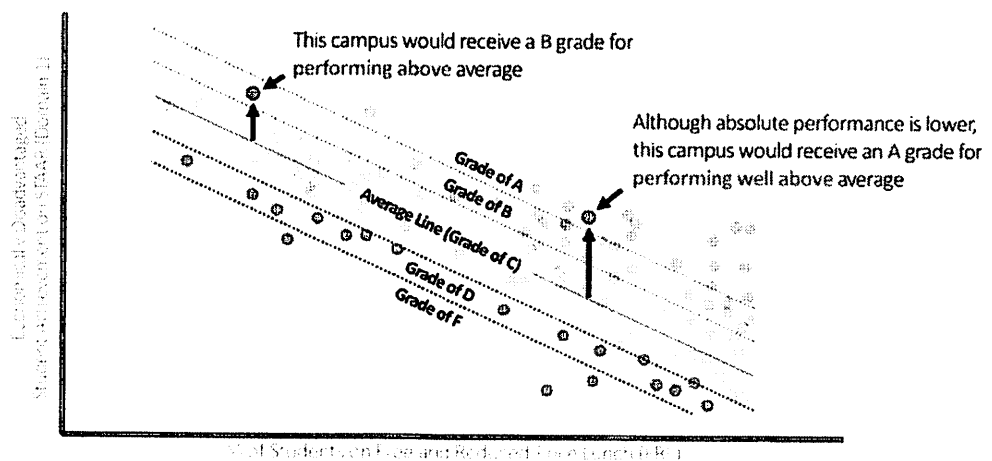
Domain II: How Growth Is Currently Calculated



Denise Orosco, South San Antonio ISD, dorosco@southsanisd.net, 210-977-7370

Domain III: Closing the Gaps

- Proposed approach would identify a benchmark cut point based upon 2016-17 SY and would remain fixed over time to ensure all state campuses have an opportunity to improve to an A

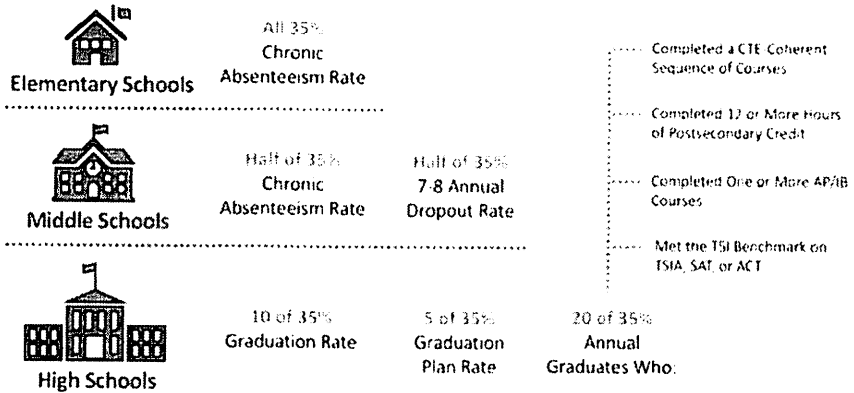


Denise Orosco, South San Antonio ISD, dorosco@southsanisd.net, 210-977-7370

Domain IV: Postsecondary Readiness

- Proposal relies on indicators other than STAAR
- No other suitable indicators could be found for elementary and middle schools

Domain IV: Calculating Domain IV Score



Denise Orosco, South San Antonio ISD, dorosco@southsanisd.net, 210-977-7370

Domain I-IV Targets for 2015-16 A-F Ratings

| | Grade | Domain I | Domain II | Domain III** | Domain IV |
|--------------------|-------|--------------|--------------|-----------------|----------------|
| Elementary School | A | 60 | 53 | 10.8 or greater | 98.0 |
| | B | 51 | 47 | 2.2 to 10.7 | 96.0 |
| | C | 40 | 41 | -2.2 to 2.1 | 93.0 |
| | D | 34 | 37 | -10.8 to -2.3 | 90.0 |
| | F | Less than 34 | Less than 37 | Less than -10.8 | Less than 90.0 |
| Middle School | A | 60 | 45 | 9.6 or greater | 99.0 |
| | B | 48 | 41 | 1.9 to 9.5 | 97.0 |
| | C | 37 | 36 | -1.9 to 1.8 | 94.0 |
| | D | 31 | 33 | -9.6 to -2.0 | 91.0 |
| | F | Less than 31 | Less than 33 | Less than -9.6 | Less than 91.0 |
| High School/K-12 | A | 60 | 40 | 12.5 or greater | 98 |
| | B | 51 | 33 | 2.5 to 12.4 | 92 |
| | C | 40 | 25 | -2.5 to 2.4 | 82 |
| | D | 33 | 20 | -12.5 to -2.6 | 74 |
| | F | Less than 33 | Less than 20 | Less than -12.5 | Less than 74 |
| District (Non-AEA) | A | 60 | 42 | 7.0 or greater | 96 |
| | B | 47 | 39 | 1.4 to 6.9 | 91 |
| | C | 39 | 36 | -1.4 to 1.3 | 81 |
| | D | 35 | 33 | -7.0 to -1.5 | 73 |
| | F | Less than 35 | Less than 33 | Less than -7.0 | Less than 73 |

Denise Orosco, South San Antonio ISD, dorosco@southsanisd.net, 210-977-7370

District Breakdown—Domain I—Letter Grade F

A=60; B=47; C=39; D=35; F=less than 35

| | All Students |
|---|--------------|
| Total Tests | 15,516 |
| # Satisfactory Standard or Above | 9,916 |
| # Postsecondary Readiness Standard or Above | 4,437 |
| # Advanced Standard | 1,277 |
| % Satisfactory Standard or Above | 63.9% |
| % Postsecondary Readiness Standard or Above | 28.6% |
| % Advanced Standard | 8.2% |

$$\frac{63.9 + 28.6 + 8.2}{300} = \frac{100.7}{300} = .335 \xrightarrow{\text{rounds to}} .34 \longrightarrow \text{Domain I Score: } \mathbf{34}$$

Denise Orosco, South San Antonio ISD, dorosco@southsanisd.net, 210-977-7370

District Breakdown—Domain II—Letter Grade D

A=42; B=39; C=36; D=33; F=less than 33

| | All Students | AA | H | W | AI | A | PI | 2 or More | SPED | ELL (C & M) |
|----------------------------|--------------|-----|------|-----|-----|---|-----|-----------|------|-------------|
| Total Tests | 7,914 | 76 | 7701 | 111 | 22 | 0 | 5 | 20 | 603 | 1538 |
| # Met or Exceeded Progress | 4,456 | 45 | 4335 | 63 | 6 | 0 | 2 | 5 | 302 | 844 |
| # Exceeded Progress | 1,120 | 13 | 1085 | 18 | 2 | 0 | 2 | 2 | 79 | 263 |
| % Met or Exceeded Progress | 56% | 59% | 56% | 57% | 55% | - | 40% | 50% | 50% | 55% |
| % Exceeded Progress | 14% | 17% | 14% | 16% | 9% | - | 20% | 20% | 13% | 17% |
| Domain II Points | 70 | 76 | 70 | 73 | | | | | 63 | 72 |

$$\frac{70 + 76 + 70 + 73 + 63 + 72}{200 \times 6} = \frac{424}{1200} = .353 \xrightarrow{\text{rounds to}} .35 \longrightarrow \text{Domain II Score: } \mathbf{35}$$

Denise Orosco, South San Antonio ISD, dorosco@southsanisd.net, 210-977-7370

District Breakdown—Domain III—Letter Grade C

A=7.0 or greater; B=1.4 to 6.9; C=-1.4 to 1.3; D=-7.0 to -1.5; F=less than -7.0

| |
|---|
| District Type |
| Non-AEA |
| Formula |
| $y = -.15666(x) + 45.89303$ |
| Economically Disadvantaged Percentage |
| 90.9% |
| Predicted Domain I Score (economically disadvantaged) |
| $-.15666(90.9) + 45.89303 = 31.6$ |
| Actual Domain I Score (economically disadvantaged) |
| 33 |
| Domain III Score |
| $33 - 31.6 = 1.3$ |
| Domain III Letter Grade |
| C |

Denise Orosco, South San Antonio ISD, dorosco@southsanisd.net, 210-977-7370

District Breakdown—Domain IV—Letter Grade F

A=96; B=91; C=81; D=73; F=less than 73

| Component | All Students | AA | H | W | AI | A | PI | 2 or More | SPED | ELL | Total Points | Max Points | Domain IV Points | |
|---|--------------|-------|-------|-------|----|------|------|-----------|-------|-----|--------------|--|------------------|--|
| Graduation Rate | | | | | | | | | | | | | | |
| 5-year Longitudinal Graduation Rate | 90.4% | 50% | 90.2% | 100% | - | 100% | 100% | 100% | 69.8% | 81% | 331.4 | 400 | 23.7 | |
| | | | | | | | | | | | | Graduation Rate Score (28.6% of Domain IV Score) | 82.9 | |
| College & Career Ready Graduates | | | | | | | | | | | | | | |
| College & Career Ready Graduates | 53.5% | 0% | 54.6% | 28.6% | - | 100% | - | - | NA | NA | 108.1 | 200 | 30.8 | |
| | | | | | | | | | | | | Graduation Rate Score (57.1% of Domain IV Score) | 54.0 | |
| Graduation Plan | | | | | | | | | | | | | | |
| Longitudinal RHSP/DAP/FHSP-E/FHSP-DLA Graduates | 81% | 66.7% | 81.5% | 57.1% | - | 100% | - | - | NA | NA | 162.5 | 200 | 11.6 | |
| | | | | | | | | | | | | Graduation Rate Score (57.1% of Domain IV Score) | 81.2 | |
| Domain IV Score | | | | | | | | | | | | | 66 | |

Denise Orosco, South San Antonio ISD, dorosco@southsanisd.net, 210-977-7370

District Breakdown—Domain V—Letter Grade ??

10% of Overall Rating

- Domain V: Community and Student Engagement
 - District-Level
 - 3 indicators from Community and Student Engagement Ratings chosen by the district
 - Campus-Level
 - 3 indicators from Community and Student Engagement Ratings chosen by the campus
- Districts & Campuses Self-Assign Ratings
- Indicators Include
 - Fine Arts Program
 - 21st Century Workforce Development
 - Wellness & Physical Education
 - Second Language Acquisition Program
 - Community & Parental Involvement
 - Digital Learning Environment
 - Dropout Prevention Strategies
 - Gifted & Talented Program

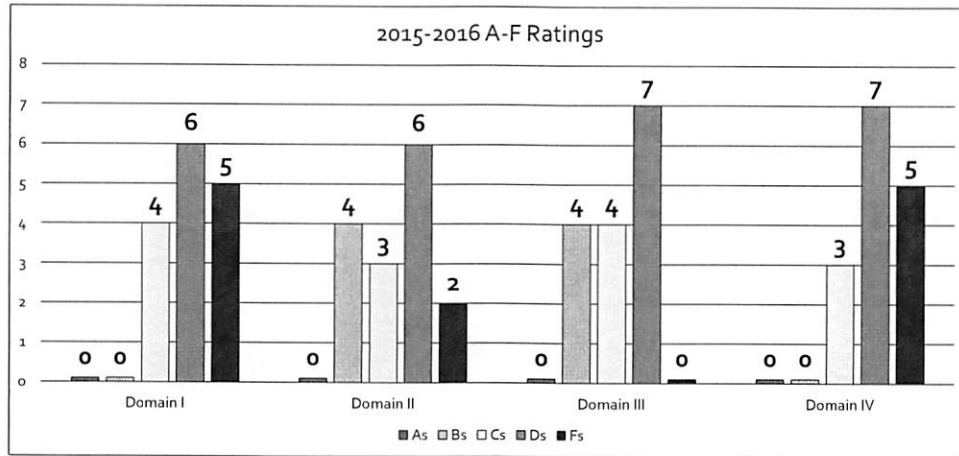
Denise Orosco, South San Antonio ISD, dorosco@southsanisd.net, 210-977-7370

2015-16 A-F Ratings

| District Campus | District Campus Number | School Type | % Eco Friendly | % ELL | 2016 Rating | Domain I | | Domain II | | Domain III | | Domain IV | |
|------------------------|------------------------|-------------|----------------|-------|-------------|----------|--------------|-----------|--------------|------------|--------------|-----------|--------------|
| | | | | | | Score | Letter Grade | Score | Letter Grade | Score | Letter Grade | Score | Letter Grade |
| SOUTH SAN ANTONIO ISD | 015908 | | 90.9 | 15.4 | M | 34 | F | 35 | D | 1.3 | C | 68 | F |
| SOUTH SAN ANTONIO HS | 015902001 | HS | 89.7 | 6.6 | M | 32 | F | 17 | F | -3.3 | D | 66 | F |
| BEXAR CO JJAEP | 015908037 | HS | 100.0 | 0.0 | NR | - | - | - | - | - | - | - | - |
| ALTERNATIVE SCHOOL | 015908039 | K12 | 79.2 | 12.5 | NR | - | - | - | - | - | - | - | - |
| DWIGHT MIDDLE | 015908041 | MS | 98.5 | 9.8 | M | 35 | D | 31 | F | 5.5 | B | 86.3 | F |
| ALAN B SHEPARD MIDDLE | 015908042 | MS | 80.5 | 9.7 | M | 27 | F | 33 | D | -5.3 | D | 90.6 | F |
| ABRAHAM KAZEN MIDDLE | 015908043 | MS | 89.1 | 14.7 | M | 25 | F | 33 | D | -8.2 | D | 91.3 | D |
| ROBERT C ZAMORA MIDDLE | 015908044 | MS | 75.9 | 11.5 | M | 38 | C | 34 | D | 3.4 | B | 93.5 | D |
| ATHENS EL | 015908101 | EL | 95.5 | 25.8 | M | 36 | D | 38 | D | -0.8 | C | 92.6 | D |
| HUTCHINS EL | 015908104 | EL | 88.7 | 27.3 | M | 32 | F | 37 | D | -6.6 | D | 95.2 | C |
| KINDRED EL | 015908105 | EL | 95.6 | 15.6 | M | 39 | D | 50 | B | 1.2 | C | 93.2 | C |
| PALO ALTO EL | 015908106 | EL | 94.9 | 18.6 | M | 40 | C | 47 | B | 2.1 | C | 91.1 | D |
| PRICE EL | 015908107 | EL | 92.9 | 26.8 | M | 43 | C | 47 | B | 2.9 | B | 91.9 | D |
| FRANK MADLA EL | 015908108 | EL | 89.2 | 20.6 | M | 34 | D | 47 | B | -3.5 | D | 89.3 | F |
| FIVE PALMS EL | 015908109 | EL | 94.7 | 20.3 | M | 32 | F | 44 | C | -4.9 | D | 90.9 | D |
| NEIL ARMSTRONG EL | 015908110 | EL | 96.0 | 16.9 | M | 39 | D | 38 | D | 1.2 | C | 93.8 | C |
| MIGUEL CARRILLO JR EL | 015908112 | EL | 97.2 | 30.1 | M | 41 | C | 46 | C | 3.4 | B | 91.8 | D |
| KOY BENAVIDEZ EL | 015908113 | EL | 89.0 | 16.2 | M | 35 | D | 43 | C | -2.5 | D | 88.9 | F |

Denise Orosco, South San Antonio ISD, dorosco@southsanisd.net, 210-977-7370

Ratings Based Upon 2016 Accountability



Denise Orosco, South San Antonio ISD, dorosco@southsanisd.net, 210-977-7370