

# Homedale School District #370

## Memo

**To:** Board of Trustees  
**From:** Principal - Shay Swan  
**CC:** Rob Sauer  
**Date:** 10/3/23  
**Re:** Board Report - Homedale Middle School

### Enrollment

Listed below are our current enrollment numbers:

5th Grade: 103  
 6th Grade: 101  
 7th Grade: 82  
 8th Grade: 101  
 Total: 387

### Parent Teacher Conferences

PTCs are planned for October 12th. Listed below is the schedule for HMS.

#### Agenda:


4:15-5:30 - Scheduled Conferences (students in need)  
 5:45-8:15 - Open Forum Conferences.

### Benchmark Testing


As a school, we have completed our fall benchmark testing. All teachers will be spending time on Friday (staff PD) developing Evidence, Analysis, and Action plans.

### Shortened Interim Comprehensive Assessment (SICA - ISAT)


#### MATH




[Math SICA Grade 8](#)



[Math SICA Grade 6](#)







[Math SICA Grade 5](#)







[Math SICA Grade 7](#)

### Performance Distribution









					
Percent	80%	19%	1%		
Count	71	17	1		

					
Percent	57%	35%	5%	2%	
Count	53	33	5	2	

					
Percent	66%	23%	9%	1%	
Count	65	23	9	1	

					
Percent	38%	36%	21%	5%	
Count	29	27	16	4	

#### ELA

		Performance Distribution				
	<a href="#">ELA/L SICA Grade 5</a>					
		Percent	56%	14%	19%	10%
		Count	61	15	21	11
	<a href="#">ELA/L SICA Grade 6</a>					
		Percent	42%	30%	19%	9%
		Count	42	30	19	9
	<a href="#">ELA/L SICA Grade 7</a>					
		Percent	41%	20%	34%	5%
		Count	31	15	26	4
	<a href="#">ELA/L SICA Grade 8</a>					
		Percent	33%	28%	33%	6%
		Count	32	27	32	6