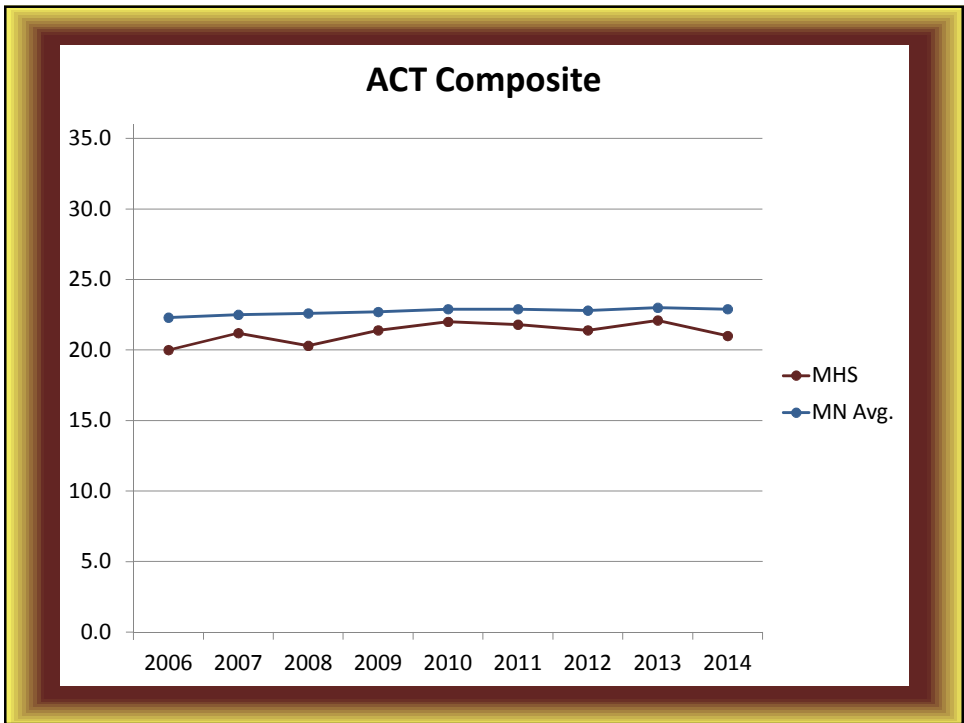
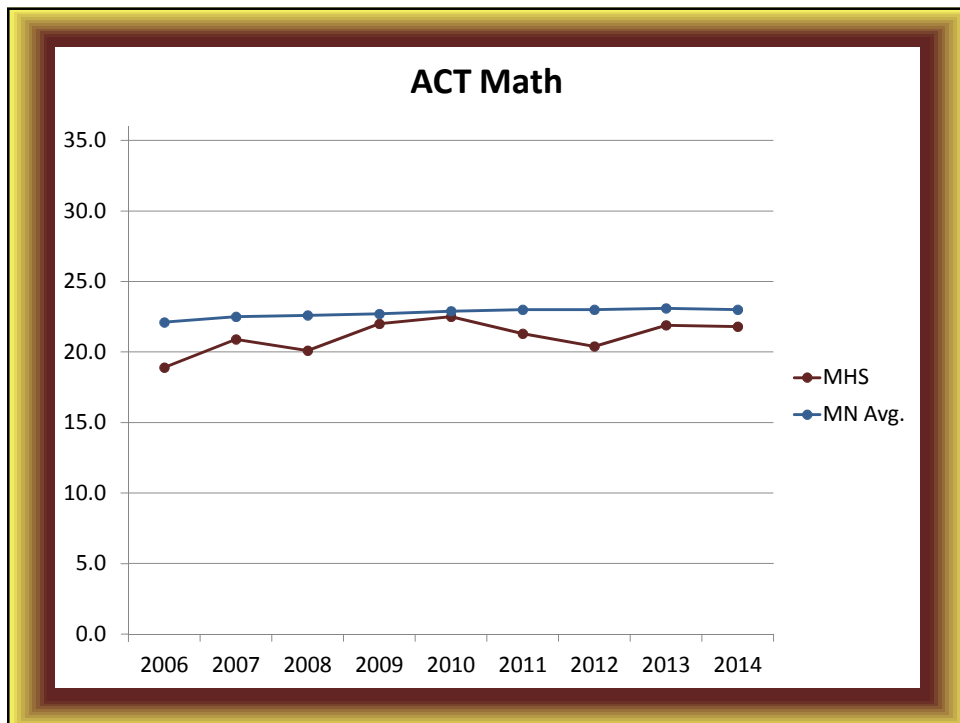
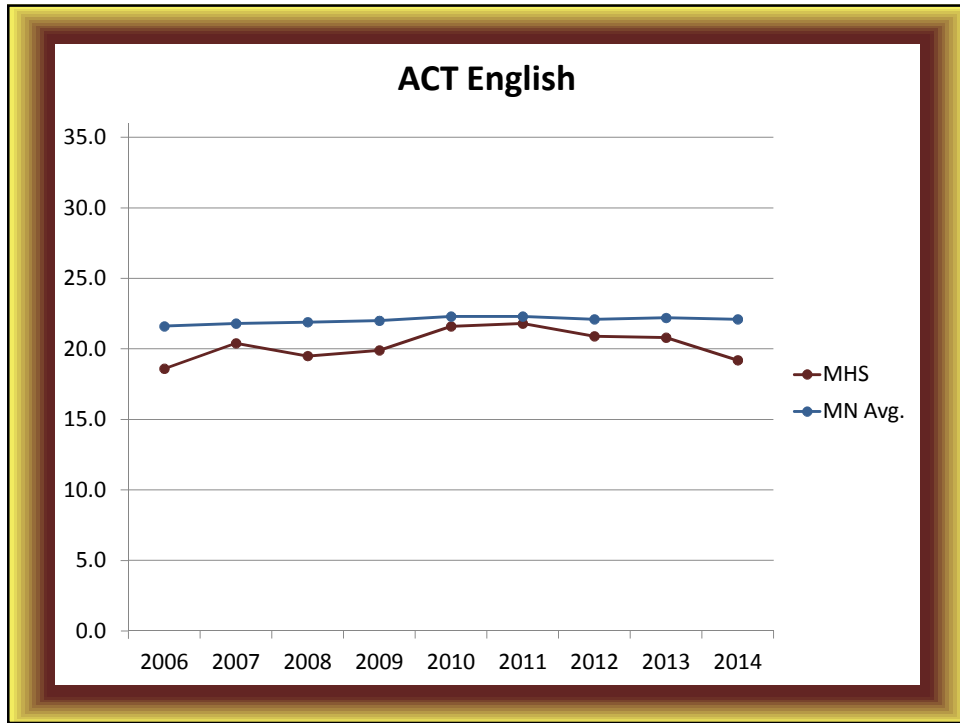
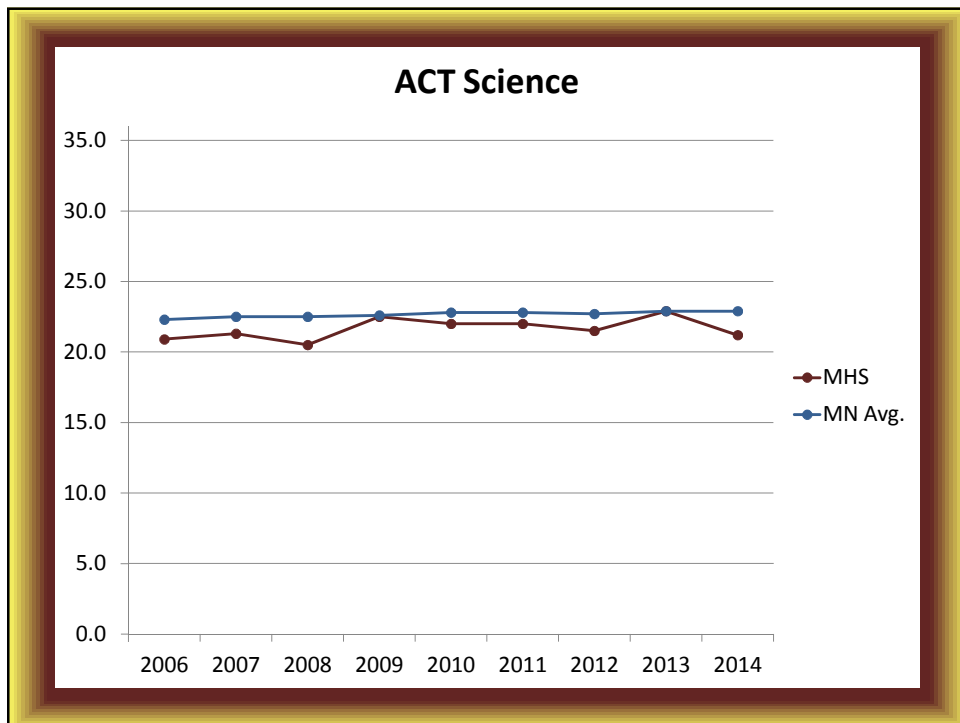
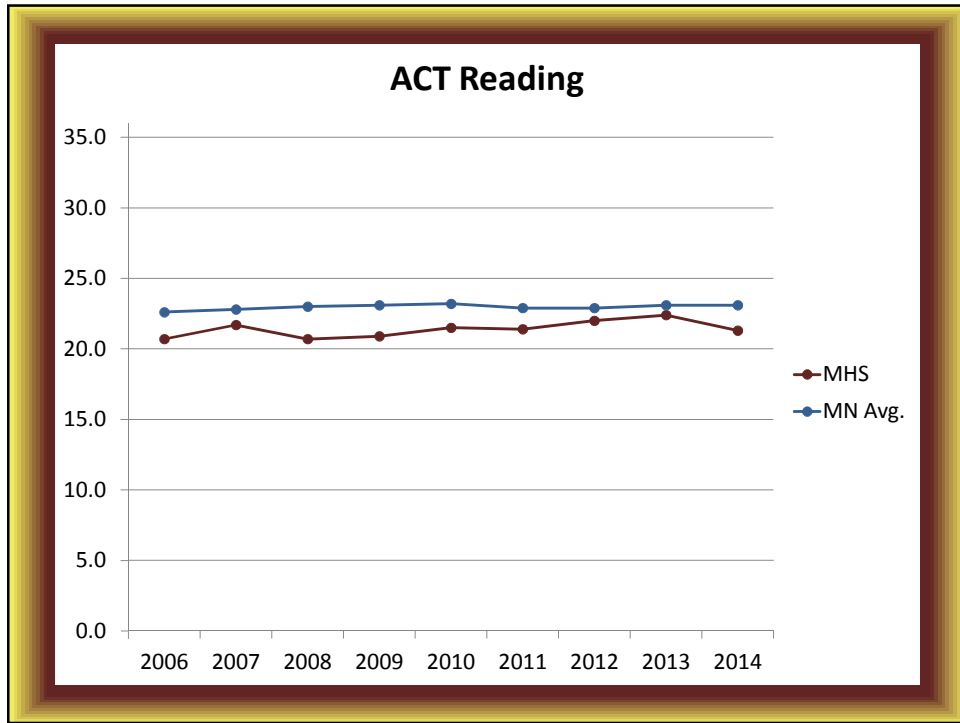


Medford Secondary ACT Summary







ACT Summary Data												
Year	Number Tested		Composite MN		English MN		Mathematics MN		Reading MN		Science MN	
	MHS	MHS	MHS	Avg.	MHS	Avg.	MHS	Avg.	MHS	Avg.	MHS	Avg.
2006	21	20.0	22.3	18.6	21.6	18.9	22.1	20.7	22.6	20.9	22.3	
2007	27	21.2	22.5	20.4	21.8	20.9	22.5	21.7	22.8	21.3	22.5	
2008	41	20.3	22.6	19.5	21.9	20.1	22.6	20.7	23.0	20.5	22.5	
2009	28	21.4	22.7	19.9	22.0	22.0	22.7	20.9	23.1	22.5	22.6	
2010	32	22.0	22.9	21.6	22.3	22.5	22.9	21.5	23.2	22.0	22.8	
2011	24	21.8	22.9	21.8	22.3	21.3	23.0	21.4	22.9	22.0	22.8	
2012	37	21.4	22.8	20.9	22.1	20.4	23.0	22.0	22.9	21.5	22.7	
2013	47	22.1	23.0	20.8	22.2	21.9	23.1	22.4	23.1	22.9	22.9	
2014	31	21.0	22.9	19.2	22.1	21.8	23.0	21.3	23.1	21.2	22.9	